

# DELAWARE WAGES 2006



Office of Occupational & Labor Market Information  
Delaware Department of Labor  
Thomas B. Sharp, Secretary  
June 2007

---

## TABLE OF CONTENTS

---

	Page
Introduction.....	1
State Wage Data.....	3
New Castle County Wage Data.....	24
Kent County Wage Data.....	42
Sussex County Wage Data.....	54

---

## ACKNOWLEDGEMENTS

---

This report was written by George A. Sharpley Jr., Ph. D., Senior Economist. The data was gathered and analyzed by Kim Johnstone, Ellen Yates, and Marie Purnsley-Smith. Kim Johnstone and Ellen Yates assisted in the layout of the publication.

We would like to extend our sincere gratitude to all of the employers who participated in the survey; without their support, this publication could not exist.

Please direct comments, suggestions and requests for publications to George Sharpley at:

Delaware Department of Labor  
OOLMI – Fox Valley Annex  
19 West Lea Blvd.  
Wilmington, DE 19802  
(302) 761-8060  
[george.sharpley@state.de.us](mailto:george.sharpley@state.de.us).

## INTRODUCTION

The Occupational Employment Statistics (OES) program is a cooperative effort of the U.S. Bureau of Labor Statistics (BLS) and state employment security agencies (in Delaware, the Office of Occupational and Labor Market Information (OOLMI) in the Delaware Department of Labor). As outlined in more detail below, BLS developed the procedures and methodology, while OOLMI conducts the survey and tabulates the responses. A software program developed by the North Carolina State Employment Security Commission is used to produce the wage and employment estimates. This means that these estimates are not official BLS estimates, but in most cases they are identical to the official BLS estimates. When they differ, it is by miniscule amounts. We do not use the official BLS estimates because they are not provided for Sussex or New Castle Counties, only Kent County (because it is a single-county metropolitan statistical area).

The OES program has ordinarily used three years of survey data, in order to increase reliability. Beginning in 2003, data collection was done twice yearly, with half the sample surveyed in the spring and half in the fall. Wage estimates are now updated once per year, after the results from the spring survey are available. The estimates in this publication were derived from surveys conducted from the fall of 2003 through the spring of 2006. Data from years prior to 2006 were updated to expected 2006 values using national cost index factors.

The survey universe is all employers covered by the state Unemployment Insurance program, both private and public. This covers about 92 percent of the state's workers. Self-employed, some non-profit organizations, and most agricultural employees are

excluded. All establishments (units) with 250 or more employees are automatically included in the survey, while those with fewer employees are randomly sampled for inclusion in the survey. The smallest units have the lowest probability of selection. Details are provided in the table below. Only data from the fall panel of surveys in 2003 and spring panel in 2006 are included in the 2006 wage estimates, which is why they are approximately half the size of the other years, which include both spring and fall panels.

Year	Survey Universe		Survey Sample		Usable Response	
	Units	Employment	Units	Employment	Units	Employment
2003	26,758	402,305	846	95,006	657	73,861
2004	29,132	410,901	1,688	110,901	1,342	80,189
2005	30,072	417,901	1,696	109,088	1,322	83,398
2006	30,126	422,143	851	38,575	652	28,399

Response rates averaged 80 percent over the four years of the survey. Nonresponding units have data imputed to them by means of a hot-deck "nearest neighbor" technique. This method finds the responding establishment (donor) which most closely resembles the nonresponding establishment, based on industry, size class, and area. The donor's data are then imputed to the nonresponding unit. Donors are used only once.

Employers are not asked to supply exact wage rates for their employees. They are requested to indicate how many of their workers within each occupation are earning wages within each of the 12 ranges

listed below. Conversion between hourly and annual wages is based on a 40 hour week, 52 week year (2,080 hours per year). Some occupations, for instance teachers, typically work a different schedule. Only annual wages are reported for these occupations. In the wage tables, these are printed in **bold** type. The table below shows the wage ranges used in the 2006 survey.

Range	Hourly Wage	Annual Wage
A	Under \$7.50	Under \$15,600
B	\$7.50 to \$9.49	\$15,600 to \$19,759
C	\$9.50 to \$11.99	\$19,760 to \$24,959
D	\$12.00 to \$15.24	\$24,960 to \$31,719
E	\$15.25 to \$19.24	\$31,720 to \$40,039
F	\$19.25 to \$24.49	\$40,040 to \$50,959
G	\$24.50 to \$30.99	\$50,960 to \$64,479
H	\$31.00 to \$39.24	\$64,480 to \$81,639
I	\$39.25 to \$49.74	\$81,640 to \$103,479
J	\$49.75 to \$63.24	\$103,480 to \$131,559
K	\$63.25 to \$79.99	\$131,560 to \$166,399
L	\$80.00 and over	\$166,400 and over


Wages include base rate, cost-of-living allowances, hazardous duty pay, incentive pay (including commissions, piece rates, and production bonuses), tips, longevity pay, on-call pay, and portal-to-portal pay. Not included are back pay, overtime pay, severance pay, shift differentials, premium pay for holidays or weekends, meal and lodging allowances, uniform allowances, non-production bonuses, profit sharing distributions, or stock bonuses.

Although a wide variety of statistics are estimated from the raw data, we publish only five: the employment level (**EMPL**) for all employers in the area (state or county), including those not in the survey; the mean (average) wage (**MEAN**); the median wage (**MEDIAN**), which half the workers in an occupation make less than, and the other half more than; and entry-level (**ENTRY**) and experienced (**EXP**) wage rates. **NA** in the employment field means that the employment estimate does not meet publishability standards, but the wage estimates do. **N/A** in one of the wage fields signifies that a large portion of the responses are in the highest, unbounded wage category and a valid wage estimate is not possible. When all the wage estimates for an occupation do not meet standards, no estimates for the occupation are published.

To determine entry and experienced wage rates, an occupation's wage distribution is divided into thirds. The mean of the lowest third is the entry-level wage rate. The mean of the highest two-thirds is the experienced wage rate. It is important to note that employers are not requested to supply information on their workers' amount of experience.

---

# DELAWARE STATE



Delaware Wages 2006 - Delaware State

CODE	OCCUPATIONAL TITLES	Empl	(\$)Mean	(\$)Entry	(\$)Exp	(\$)Median
<b>00-0000</b>	<b>Total all occupations</b>	423,090	20.05	8.95	25.60	15.67
<b>11-0000</b>	<b>Management Occupations</b>	18,570	47.50	24.29	59.10	42.97
11-1011	Chief Executives	770	71.46	40.34	87.02	N/A
11-1021	General and Operations Managers	4,280	50.01	25.91	62.05	43.72
11-1031	Legislators	500	15.78	6.69	20.32	7.09
11-2011	Advertising and Promotions Managers	110	41.05	21.67	50.74	40.90
11-2021	Marketing Managers	800	60.03	34.83	72.62	60.41
11-2022	Sales Managers	1,060	54.27	28.85	66.98	50.02
11-2031	Public Relations Managers	150	47.52	27.78	57.40	46.43
11-3011	Administrative Services Managers	700	40.21	21.89	49.38	33.88
11-3021	Computer and Information Systems Managers	1,030	55.76	37.16	65.06	52.69
11-3031	Financial Managers	1,770	52.12	29.20	63.58	48.47
11-3041	Compensation and Benefits Managers	250	51.37	33.10	60.50	44.39
11-3042	Training and Development Managers	160	53.22	33.11	63.27	51.73
11-3049	Human Resources Managers, All Other	120	52.29	28.92	63.98	49.76
11-3051	Industrial Production Managers	440	45.84	29.66	53.93	43.88
11-3061	Purchasing Managers	280	49.82	35.00	57.23	50.46
11-3071	Transportation, Storage, and Distribution Managers	310	49.77	27.59	60.87	41.37
11-9021	Construction Managers	580	42.55	25.60	51.02	36.00
11-9031	Education Administrators, Preschool and Child Care Center/Program	220	20.21	14.87	22.88	18.41
11-9032	Education Administrators, Elementary and Secondary School	570	<b>95,296</b>	<b>76,027</b>	<b>104,931</b>	<b>96,730</b>
11-9033	Education Administrators, Postsecondary	550	41.73	24.23	50.49	37.41
11-9039	Education Administrators, All Other	40	34.71	23.95	40.08	32.34
11-9041	Engineering Managers	360	57.90	41.29	66.21	54.60
11-9051	Food Service Managers	1,030	27.94	18.86	32.47	28.84
11-9061	Funeral Directors	70	31.53	19.88	37.36	32.33
11-9081	Lodging Managers	80	27.89	16.12	33.78	23.25
11-9111	Medical and Health Services Managers	840	37.79	24.59	44.39	34.66

Delaware Wages 2006 - Delaware State

<b>CODE</b>	<b>OCCUPATIONAL TITLES</b>	<b>Empl</b>	<b>(\$)Mean</b>	<b>(\$)Entry</b>	<b>(\$)Exp</b>	<b>(\$)Median</b>
11-9131	Postmasters and Mail Superintendents	50	31.22	26.36	33.64	31.52
11-9141	Property, Real Estate, and Community Association Managers	150	35.61	23.31	41.76	30.12
11-9151	Social and Community Service Managers	480	29.16	19.91	33.79	28.35
11-9199	Managers, All Other	550	51.50	28.16	63.17	47.64
<b>13-0000</b>	<b><u>Business and Financial Operations Occupations</u></b>	<b>22,710</b>	<b>29.63</b>	<b>16.43</b>	<b>36.22</b>	<b>26.41</b>
13-1021	Purchasing Agents and Buyers, Farm Products	20	18.63	13.39	21.25	16.37
13-1022	Wholesale and Retail Buyers, Except Farm Products	350	24.90	15.73	29.48	23.68
13-1023	Purchasing Agents, Except Wholesale, Retail, and Farm Products	690	27.58	18.33	32.20	26.15
13-1031	Claims Adjusters, Examiners, and Investigators	790	21.69	13.45	25.81	20.54
13-1041	Compliance Officers, Except Ag., Const., Health and Safety, and Trans.	700	25.95	16.84	30.50	23.16
13-1051	Cost Estimators	1,000	28.34	17.83	33.59	26.11
13-1061	Emergency Management Specialists	20	31.50	21.38	36.56	29.93
13-1071	Employment, Recruitment, and Placement Specialists	790	23.85	14.91	28.32	23.24
13-1072	Compensation, Benefits, and Job Analysis Specialists	530	27.45	18.55	31.90	25.80
13-1073	Training and Development Specialists	1,100	27.25	17.54	32.11	26.71
13-1079	Human Resources, Training, and Labor Relations Specialists, All Other	410	26.50	12.56	33.47	25.10
13-1081	Logisticians	190	30.75	21.88	35.18	29.40
13-1111	Management Analysts	3,030	42.59	23.90	51.94	40.06
13-1121	Meeting and Convention Planners	190	23.15	15.54	26.96	20.31
13-1199	Business Operations Specialists, All Other	1,770	29.31	16.37	35.77	29.39
13-2011	Accountants and Auditors	4,270	27.75	15.90	33.67	25.80
13-2021	Appraisers and Assessors of Real Estate	100	23.40	13.34	28.43	21.64
13-2031	Budget Analysts	140	28.49	20.74	32.37	27.26
13-2051	Financial Analysts	1,510	36.00	22.71	42.65	33.48
13-2052	Personal Financial Advisors	670	40.82	20.69	50.89	33.23
13-2053	Insurance Underwriters	280	29.06	17.69	34.74	28.57
13-2061	Financial Examiners	110	36.49	20.96	44.25	34.95
13-2071	Loan Counselors	NA	20.47	12.70	24.36	17.40

Delaware Wages 2006 - Delaware State

<b>CODE</b>	<b>OCCUPATIONAL TITLES</b>	<b>Empl</b>	<b>(\$)Mean</b>	<b>(\$)Entry</b>	<b>(\$)Exp</b>	<b>(\$)Median</b>
13-2072	Loan Officers	820	29.95	16.68	36.58	23.31
13-2081	Tax Examiners, Collectors, and Revenue Agents	180	27.87	18.74	32.43	26.72
13-2082	Tax Preparers	640	19.43	9.29	24.50	13.91
13-2099	Financial Specialists, All Other	920	21.20	14.15	24.72	18.60
<b>15-0000</b>	<b><u>Computer and Mathematical Occupations</u></b>	<b>12,500</b>	<b>35.19</b>	<b>22.05</b>	<b>41.77</b>	<b>33.21</b>
15-1011	Computer and Information Scientists, Research	100	49.60	34.15	57.33	43.86
15-1021	Computer Programmers	1,910	37.45	23.90	44.23	36.22
15-1031	Computer Software Engineers, Applications	1,700	38.65	26.30	44.82	38.64
15-1032	Computer Software Engineers, Systems Software	810	43.60	27.62	51.59	40.82
15-1041	Computer Support Specialists	2,050	25.14	17.28	29.07	24.38
15-1051	Computer Systems Analysts	2,000	38.00	26.04	43.99	35.34
15-1061	Database Administrators	920	32.92	23.43	37.66	31.65
15-1071	Network and Computer Systems Administrators	1,110	35.48	22.23	42.11	33.62
15-1081	Network Systems and Data Communications Analysts	1,080	32.90	19.31	39.69	29.13
15-1099	Computer Specialists, All Other	210	33.20	22.47	38.56	30.56
15-2031	Operations Research Analysts	450	35.63	23.13	41.87	34.07
15-2099	Mathematical Scientists, All Other	NA	30.69	19.22	36.42	31.56
<b>17-0000</b>	<b><u>Architecture and Engineering Occupations</u></b>	<b>7,250</b>	<b>32.70</b>	<b>18.96</b>	<b>39.58</b>	<b>32.36</b>
17-1011	Architects, Except Landscape and Naval	250	32.73	21.74	38.23	32.95
17-1012	Landscape Architects	NA	25.75	20.22	28.51	25.47
17-1021	Cartographers and Photogrammetrists	20	24.04	15.60	28.25	21.32
17-1022	Surveyors	430	21.61	15.72	24.55	21.56
17-2041	Chemical Engineers	820	45.35	32.30	51.87	43.57
17-2051	Civil Engineers	1,000	35.11	24.52	40.41	34.40
17-2061	Computer Hardware Engineers	NA	36.19	32.07	38.25	35.90
17-2071	Electrical Engineers	540	39.31	28.72	44.61	39.91
17-2072	Electronics Engineers, Except Computer	90	28.88	17.82	34.42	31.19
17-2081	Environmental Engineers	190	31.84	18.38	38.58	28.83
17-2111	Health and Safety Engineers, Except Mining	120	34.31	27.07	37.93	34.48
17-2112	Industrial Engineers	620	36.35	25.52	41.77	36.26



Delaware Wages 2006 - Delaware State

<b>CODE</b>	<b>OCCUPATIONAL TITLES</b>	<b>Empl</b>	<b>(\$)Mean</b>	<b>(\$)Entry</b>	<b>(\$)Exp</b>	<b>(\$)Median</b>
17-2131	Materials Engineers	20	32.51	21.45	38.05	31.08
17-2141	Mechanical Engineers	420	37.77	24.92	44.20	37.39
17-2199	Engineers, All Other	380	33.09	17.14	41.07	35.68
17-3011	Architectural and Civil Drafters	270	20.95	14.68	24.08	19.85
17-3012	Electrical and Electronics Drafters	180	28.02	17.05	33.50	28.63
17-3013	Mechanical Drafters	200	29.99	18.46	35.75	30.18
17-3022	Civil Engineering Technicians	180	19.51	13.23	22.65	18.45
17-3023	Electrical and Electronic Engineering Technicians	520	22.49	12.22	27.63	24.14
17-3024	Electro-Mechanical Technicians	50	17.95	14.55	19.65	16.03
17-3025	Environmental Engineering Technicians	60	20.28	14.93	22.95	19.39
17-3026	Industrial Engineering Technicians	210	26.33	16.94	31.03	25.47
17-3027	Mechanical Engineering Technicians	60	27.93	17.94	32.93	26.31
17-3029	Engineering Technicians, Except Drafters, All Other	30	27.02	22.89	29.09	26.86
17-3031	Surveying and Mapping Technicians	140	15.16	10.90	17.29	15.12
<b>19-0000</b>	<b><u>Life, Physical, and Social Science Occupations</u></b>	<b>7,280</b>	<b>33.09</b>	<b>21.43</b>	<b>38.91</b>	<b>30.26</b>
19-1013	Soil and Plant Scientists	NA	23.35	15.95	27.06	19.41
19-1021	Biochemists and Biophysicists	590	45.82	27.78	54.84	52.94
19-1022	Microbiologists	60	28.02	21.86	31.11	26.05
19-1023	Zoologists and Wildlife Biologists	10	33.86	26.08	37.75	31.02
19-1029	Biological Scientists, All Other	30	24.60	14.86	29.47	25.31
19-1031	Conservation Scientists	20	29.65	19.30	34.82	30.35
19-1032	Foresters	20	28.60	23.92	30.94	27.48
19-2012	Physicists	30	35.87	17.79	44.90	33.62
19-2031	Chemists	900	35.22	24.51	40.58	34.82
19-2032	Materials Scientists	50	28.74	14.98	35.62	24.22
19-2041	Environmental Scientists and Specialists, Including Health	280	26.67	19.10	30.45	25.07
19-2042	Geoscientists, Except Hydrologists and Geographers	80	32.05	19.16	38.49	29.05
19-2043	Hydrologists	30	31.18	23.83	34.85	29.47
19-3011	Economists	50	47.23	27.24	57.23	36.70
19-3021	Market Research Analysts	2,000	36.35	23.36	42.84	35.18
19-3031	Clinical, Counseling, and School Psychologists	380	30.44	21.21	35.05	28.97

Delaware Wages 2006 - Delaware State

<b>CODE</b>	<b>OCCUPATIONAL TITLES</b>	<b>Empl</b>	<b>(\$)Mean</b>	<b>(\$)Entry</b>	<b>(\$)Exp</b>	<b>(\$)Median</b>
19-3051	Urban and Regional Planners	140	27.79	21.40	30.98	27.94
19-3093	Historians	30	18.23	13.47	20.61	18.01
19-3099	Social Scientists and Related Workers, All Other	50	33.19	26.72	36.42	32.41
19-4011	Agricultural and Food Science Technicians	10	16.18	14.41	17.06	16.22
19-4031	Chemical Technicians	1,100	26.68	22.32	28.86	27.51
19-4091	Environmental Science and Protection Technicians, Including Health	170	17.31	12.17	19.88	15.43
19-4092	Forensic Science Technicians	40	24.62	17.85	28.00	25.13
19-4099	Life, Physical, and Social Science Technicians, All Other	50	21.59	16.48	24.15	20.75
<b><u>21-0000</u></b>	<b><u>Community and Social Services Occupations</u></b>	<b>6,370</b>	<b>19.94</b>	<b>12.98</b>	<b>23.42</b>	<b>19.20</b>
21-1011	Substance Abuse and Behavioral Disorder Counselors	260	17.26	11.93	19.93	16.06
21-1012	Educational, Vocational, and School Counselors	860	23.91	15.43	28.15	23.00
21-1014	Mental Health Counselors	190	17.06	12.09	19.54	15.32
21-1015	Rehabilitation Counselors	530	17.32	12.15	19.91	16.35
21-1021	Child, Family, and School Social Workers	1,750	20.64	14.67	23.63	20.65
21-1022	Medical and Public Health Social Workers	350	24.29	19.06	26.91	24.26
21-1023	Mental Health and Substance Abuse Social Workers	440	20.58	13.71	24.01	20.41
21-1029	Social Workers, All Other	20	28.96	24.15	31.36	29.34
21-1091	Health Educators	140	23.14	13.91	27.76	22.56
21-1093	Social and Human Service Assistants	720	14.32	10.28	16.34	13.80
21-1099	Community and Social Service Specialists, All Other	680	16.36	11.46	18.81	15.80
21-2011	Clergy	40	22.41	16.69	25.26	21.68
<b><u>23-0000</u></b>	<b><u>Legal Occupations</u></b>	<b>4,580</b>	<b>43.64</b>	<b>17.49</b>	<b>56.72</b>	<b>33.61</b>
23-1011	Lawyers	2,380	60.65	32.05	74.95	59.84
23-1021	Administrative Law Judges, Adjudicators, and Hearing Officers	70	29.93	18.90	35.44	24.94
23-1022	Arbitrators, Mediators, and Conciliators	50	22.43	17.62	24.84	21.44
23-1023	Judges, Magistrate Judges, and Magistrates	120	71.16	41.62	85.93	49.74
23-2011	Paralegals and Legal Assistants	1,400	23.30	15.24	27.33	22.04
23-2091	Court Reporters	30	28.88	24.37	31.14	29.29

Delaware Wages 2006 - Delaware State

<b>CODE</b>	<b>OCCUPATIONAL TITLES</b>	<b>Empl</b>	<b>(\$)Mean</b>	<b>(\$)Entry</b>	<b>(\$)Exp</b>	<b>(\$)Median</b>
23-2092	Law Clerks	250	20.28	14.73	23.05	20.09
23-2093	Title Examiners, Abstractors, and Searchers	210	16.90	11.04	19.84	16.47
23-2099	Legal Support Workers, All Other	80	22.48	16.34	25.55	22.95
<b>25-0000</b>	<b><u>Education, Training, and Library Occupations</u></b>	21,980	23.11	12.42	28.46	22.21
25-1011	Business Teachers, Postsecondary	240	<b>85,775</b>	<b>53,890</b>	<b>101,718</b>	<b>83,879</b>
25-1021	Computer Science Teachers, Postsecondary	120	<b>77,676</b>	<b>45,429</b>	<b>93,800</b>	<b>72,210</b>
25-1022	Mathematical Science Teachers, Postsecondary	170	<b>68,982</b>	<b>49,552</b>	<b>78,697</b>	<b>63,341</b>
25-1066	Psychology Teachers, Postsecondary	70	<b>62,547</b>	<b>27,144</b>	<b>80,248</b>	<b>54,356</b>
25-1071	Health Specialties Teachers, Postsecondary	120	<b>60,533</b>	<b>36,307</b>	<b>72,646</b>	<b>62,711</b>
25-1072	Nursing Instructors and Teachers, Postsecondary	110	<b>65,693</b>	<b>52,804</b>	<b>72,137</b>	<b>66,024</b>
25-1081	Education Teachers, Postsecondary	200	<b>58,865</b>	<b>32,889</b>	<b>71,853</b>	<b>54,712</b>
25-1111	Criminal Justice and Law Enforcement Teachers, Postsecondary	20	<b>72,654</b>	<b>58,642</b>	<b>79,660</b>	<b>68,069</b>
25-1121	Art, Drama, and Music Teachers, Postsecondary	210	<b>56,339</b>	<b>30,582</b>	<b>69,218</b>	<b>55,608</b>
25-1123	English Language and Literature Teachers, Postsecondary	220	<b>65,025</b>	<b>41,122</b>	<b>76,976</b>	<b>62,163</b>
25-1124	Foreign Language and Literature Teachers, Postsecondary	120	<b>48,653</b>	<b>31,212</b>	<b>57,374</b>	<b>44,745</b>
25-1193	Recreation and Fitness Studies Teachers, Postsecondary	20	<b>49,024</b>	<b>21,852</b>	<b>62,610</b>	<b>43,359</b>
25-1194	Vocational Education Teachers, Postsecondary	1,260	27.92	21.41	31.18	27.35
25-1199	Postsecondary Teachers, All Other	110	<b>69,475</b>	<b>34,928</b>	<b>86,749</b>	<b>67,395</b>
25-2011	Preschool Teachers, Except Special Education	1,040	12.46	8.89	14.25	11.63
25-2012	Kindergarten Teachers, Except Special Education	350	<b>44,205</b>	<b>26,634</b>	<b>52,991</b>	<b>41,690</b>
25-2021	Elementary School Teachers, Except Special Education	4,550	<b>48,852</b>	<b>31,588</b>	<b>57,484</b>	<b>48,263</b>
25-2022	Middle School Teachers, Except Special and Vocational Education	1,250	<b>48,820</b>	<b>33,083</b>	<b>56,689</b>	<b>47,215</b>
25-2023	Vocational Education Teachers, Middle School	30	<b>56,255</b>	<b>39,258</b>	<b>64,753</b>	<b>55,485</b>
25-2031	Secondary School Teachers, Except Special and Vocational Education	2,090	<b>52,580</b>	<b>36,856</b>	<b>60,443</b>	<b>52,395</b>
25-2032	Vocational Education Teachers, Secondary School	390	<b>58,017</b>	<b>42,851</b>	<b>65,600</b>	<b>59,343</b>
25-2041	Special Education Teachers, Preschool, Kindergarten, and Elem. School	500	<b>53,515</b>	<b>38,074</b>	<b>61,236</b>	<b>53,301</b>
25-2042	Special Education Teachers, Middle School	410	<b>52,439</b>	<b>39,845</b>	<b>58,736</b>	<b>50,964</b>
25-2043	Special Education Teachers, Secondary School	570	<b>55,502</b>	<b>40,491</b>	<b>63,007</b>	<b>54,586</b>
25-3011	Adult Literacy, Remedial Education, and GED Teachers and Instructors	310	22.09	11.91	27.18	22.10
25-3021	Self-Enrichment Education Teachers	610	19.40	11.55	23.32	16.79

Delaware Wages 2006 - Delaware State

CODE	OCCUPATIONAL TITLES	Empl	(\$)Mean	(\$)Entry	(\$)Exp	(\$)Median
25-3099	Teachers and Instructors, All Other	880	23.40	14.10	28.05	25.28
25-4011	Archivists	30	18.84	14.35	21.09	18.81
25-4012	Curators	30	27.44	18.71	31.81	27.18
25-4013	Museum Technicians and Conservators	30	20.36	11.60	24.74	18.69
25-4021	Librarians	460	25.97	17.00	30.45	26.94
25-4031	Library Technicians	370	15.40	9.33	18.44	14.13
25-9011	Audio-Visual Collections Specialists	10	17.78	11.56	20.89	18.56
25-9031	Instructional Coordinators	470	26.63	17.88	31.00	25.49
25-9041	Teacher Assistants	3,610	<b>27,203</b>	<b>17,551</b>	<b>32,029</b>	<b>25,087</b>
25-9099	Education, Training, and Library Workers, All Other	110	17.23	13.05	19.32	16.27
<b>27-0000</b>	<b><u>Arts, Design, Entertainment, Sports, and Media Occupations</u></b>	4,660	19.95	10.99	24.43	17.62
27-1011	Art Directors	60	29.83	18.21	35.65	28.27
27-1013	Fine Artists, Including Painters, Sculptors, and Illustrators	30	17.04	12.49	19.31	15.86
27-1014	Multi-Media Artists and Animators	NA	19.59	13.79	22.49	18.96
27-1021	Commercial and Industrial Designers	70	22.91	13.65	27.53	22.13
27-1022	Fashion Designers	10	29.58	14.77	36.98	21.99
27-1023	Floral Designers	180	11.50	8.75	12.88	11.34
27-1024	Graphic Designers	410	22.02	13.82	26.13	19.17
27-1025	Interior Designers	110	21.63	14.33	25.28	19.56
27-1026	Merchandise Displays and Window Trimmers	NA	13.60	9.69	15.55	13.33
27-1027	Set and Exhibit Designers	90	18.05	13.43	20.36	19.51
27-2011	Actors	60	N/A	N/A	N/A	N/A
27-2012	Producers and Directors	NA	<b>35,282</b>	<b>25,772</b>	<b>40,036</b>	<b>29,963</b>
27-2021	Athletes and Sports Competitors	10	<b>46,809</b>	<b>25,017</b>	<b>57,706</b>	<b>41,158</b>
27-2022	Coaches and Scouts	380	<b>37,310</b>	<b>16,185</b>	<b>47,872</b>	<b>25,805</b>
27-2023	Umpires, Referees, and Other Sports Officials	70	<b>21,484</b>	<b>13,725</b>	<b>25,363</b>	<b>14,932</b>
27-2041	Music Directors and Composers	20	<b>63,520</b>	<b>33,834</b>	<b>78,364</b>	<b>64,653</b>
27-3011	Radio and Television Announcers	70	14.43	7.86	17.72	9.80
27-3012	Public Address System and Other Announcers	30	18.66	12.87	21.56	18.56
27-3022	Reporters and Correspondents	200	19.56	12.16	23.26	13.95
27-3031	Public Relations Specialists	520	24.00	14.38	28.82	22.77

Delaware Wages 2006 - Delaware State

<b>CODE</b>	<b>OCCUPATIONAL TITLES</b>	<b>Empl</b>	<b>(\$)Mean</b>	<b>(\$)Entry</b>	<b>(\$)Exp</b>	<b>(\$)Median</b>
27-3041	Editors	230	26.52	17.43	31.06	24.49
27-3042	Technical Writers	100	26.84	19.93	30.29	26.92
27-3043	Writers and Authors	90	24.27	14.86	28.98	25.95
27-3091	Interpreters and Translators	10	26.97	16.65	32.13	24.58
27-3099	Media and Communication Workers, All Other	NA	14.12	10.18	16.10	10.87
27-4011	Audio and Video Equipment Technicians	290	17.21	13.95	18.84	17.10
27-4012	Broadcast Technicians	170	21.56	11.76	26.46	18.50
27-4014	Sound Engineering Technicians	NA	21.84	11.40	27.06	18.20
27-4021	Photographers	140	14.69	8.05	18.01	13.98
27-4031	Camera Operators, Television, Video, and Motion Picture	NA	21.47	17.32	23.54	21.03
27-4032	Film and Video Editors	NA	21.11	16.06	23.64	22.39
27-4099	Media and Communication Equipment Workers, All Other	NA	28.26	25.00	29.89	28.19
<b><u>29-0000</u></b>	<b><u>Healthcare Practitioners and Technical Occupations</u></b>	<b>22,010</b>	<b>30.95</b>	<b>15.51</b>	<b>38.67</b>	<b>26.66</b>
29-1011	Chiropractors	130	42.25	25.56	50.60	29.65
29-1021	Dentists, General	260	79.21	47.96	94.83	N/A
29-1022	Oral and Maxillofacial Surgeons	10	N/A	N/A	N/A	N/A
29-1031	Dietitians and Nutritionists	210	23.21	19.56	25.04	23.25
29-1041	Optometrists	100	70.92	32.65	90.05	N/A
29-1051	Pharmacists	670	43.60	33.16	48.83	45.11
29-1061	Anesthesiologists	150	91.00	N/A	N/A	N/A
29-1062	Family and General Practitioners	320	70.17	47.86	81.33	67.85
29-1063	Internists, General	150	87.71	N/A	N/A	N/A
29-1064	Obstetricians and Gynecologists	40	89.09	N/A	N/A	N/A
29-1065	Pediatricians, General	20	71.54	50.83	81.90	63.27
29-1066	Psychiatrists	90	57.81	30.59	71.42	52.77
29-1067	Surgeons	270	83.66	N/A	N/A	N/A
29-1069	Physicians and Surgeons, All Other	620	85.40	N/A	N/A	N/A
29-1071	Physician Assistants	240	35.88	27.27	40.19	37.34
29-1081	Podiatrists	70	50.23	36.54	57.07	43.80
29-1111	Registered Nurses	7,820	29.47	24.08	32.16	29.15
29-1122	Occupational Therapists	510	22.86	15.53	26.53	19.35

Delaware Wages 2006 - Delaware State

CODE	OCCUPATIONAL TITLES	Empl	(\$Mean	(\$Entry	(\$Exp	(\$Median
29-1123	Physical Therapists	450	30.66	23.49	34.24	30.82
29-1125	Recreational Therapists	90	17.88	13.31	20.16	17.13
29-1126	Respiratory Therapists	260	25.39	22.70	26.73	25.55
29-1127	Speech-Language Pathologists	290	32.38	24.02	36.56	32.41
29-1129	Therapists, All Other	10	33.05	28.21	35.47	32.60
29-1131	Veterinarians	260	44.74	29.39	52.41	40.71
29-1199	Health Diagnosing and Treating Practitioners, All Other	170	66.01	25.77	86.13	N/A
29-2011	Medical and Clinical Laboratory Technologists	440	23.50	16.61	26.94	24.47
29-2012	Medical and Clinical Laboratory Technicians	200	15.31	9.92	18.00	14.28
29-2021	Dental Hygienists	550	29.24	24.70	31.51	29.43
29-2032	Diagnostic Medical Sonographers	330	23.41	13.94	28.15	24.32
29-2033	Nuclear Medicine Technologists	60	29.71	24.88	32.12	30.54
29-2034	Radiologic Technologists and Technicians	910	22.34	17.66	24.68	22.58
29-2041	Emergency Medical Technicians and Paramedics	740	16.95	11.19	19.82	15.84
29-2051	Dietetic Technicians	120	10.55	6.94	12.35	9.29
29-2052	Pharmacy Technicians	1,280	10.24	7.06	11.82	9.32
29-2054	Respiratory Therapy Technicians	50	19.84	14.30	22.60	20.37
29-2055	Surgical Technologists	240	19.14	14.95	21.23	18.50
29-2056	Veterinary Technologists and Technicians	240	13.89	9.67	16.01	13.71
29-2061	Licensed Practical and Licensed Vocational Nurses	1,890	21.31	16.65	23.64	21.18
29-2071	Medical Records and Health Information Technicians	490	14.50	10.89	16.31	13.54
29-2081	Opticians, Dispensing	360	15.17	9.31	18.11	15.71
29-2091	Orthotists and Prosthetists	NA	33.70	27.56	36.77	33.21
29-2099	Health Technologists and Technicians, All Other	70	16.28	10.24	19.30	15.35
29-9011	Occupational Health and Safety Specialists	200	30.92	21.89	35.44	29.97
29-9012	Occupational Health and Safety Technicians	20	18.71	14.04	21.05	18.51
29-9091	Athletic Trainers	40	<b>42,714</b>	<b>36,055</b>	<b>46,044</b>	<b>43,924</b>
29-9099	Healthcare Practitioners and Technical Workers, All Other	220	16.79	10.69	19.83	14.36
<b>31-0000</b>	<b><u>Healthcare Support Occupations</u></b>	9,600	13.24	9.67	15.02	12.66
31-1011	Home Health Aides	1,450	10.37	8.47	11.33	10.32
31-1012	Nursing Aides, Orderlies, and Attendants	4,660	12.53	9.83	13.88	12.33

Delaware Wages 2006 - Delaware State

CODE	OCCUPATIONAL TITLES	Empl	(\$Mean	(\$Entry	(\$Exp	(\$Median
31-2011	Occupational Therapist Assistants	180	21.21	17.65	22.99	20.87
31-2012	Occupational Therapist Aides	10	15.83	12.79	17.35	16.58
31-2021	Physical Therapist Assistants	270	20.05	13.68	23.24	20.24
31-2022	Physical Therapist Aides	200	14.62	9.92	16.97	13.88
31-9011	Massage Therapists	70	19.01	7.88	24.57	13.51
31-9091	Dental Assistants	700	15.11	10.41	17.46	15.69
31-9092	Medical Assistants	990	14.17	11.56	15.47	13.55
31-9093	Medical Equipment Preparers	180	13.67	11.87	14.57	13.32
31-9094	Medical Transcriptionists	240	14.93	11.81	16.50	14.75
31-9095	Pharmacy Aides	30	11.65	9.69	12.63	11.27
31-9096	Veterinary Assistants and Laboratory Animal Caretakers	210	12.38	9.23	13.95	11.80
31-9099	Healthcare Support Workers, All Other	370	16.02	13.09	17.49	15.95
<b>33-0000</b>	<b><u>Protective Service Occupations</u></b>	<b>8,460</b>	<b>17.14</b>	<b>9.28</b>	<b>21.07</b>	<b>15.77</b>
33-1012	First-Line Supervisors/Managers of Police and Detectives	170	38.62	27.28	44.28	40.36
33-1099	First-Line Supervisors/Managers, Protective Service Workers, All Other	100	21.06	14.69	24.24	19.06
33-2021	Fire Inspectors and Investigators	NA	12.93	6.62	16.09	6.93
33-3011	Bailiffs	40	16.07	13.79	17.22	15.74
33-3021	Detectives and Criminal Investigators	310	28.11	20.09	32.11	28.87
33-3051	Police and Sheriff's Patrol Officers	1,750	22.97	16.15	26.38	23.36
33-9011	Animal Control Workers	50	8.88	6.55	10.04	7.11
33-9021	Private Detectives and Investigators	30	19.66	10.80	24.10	19.41
33-9031	Gaming Surveillance Officers and Gaming Investigators	70	12.60	10.40	13.71	11.94
33-9032	Security Guards	3,490	11.06	8.49	12.35	10.47
33-9091	Crossing Guards	200	15.69	10.58	18.24	17.64
33-9092	Lifeguards, Ski Patrol, and Other Recreational Protective Service Workers	340	9.22	7.63	10.01	9.10
33-9099	Protective Service Workers, All Other	70	13.34	7.79	16.12	10.18
<b>35-0000</b>	<b><u>Food Preparation and Serving-Related Occupations</u></b>	<b>34,830</b>	<b>9.42</b>	<b>6.82</b>	<b>10.72</b>	<b>8.45</b>
35-1011	Chefs and Head Cooks	370	18.29	11.05	21.91	17.21
35-1012	First-Line Supervisors/Managers of Food Preparation and Serving Workers	2,140	15.45	10.34	18.00	15.06
35-2011	Cooks, Fast Food	990	8.47	7.07	9.17	8.15

Delaware Wages 2006 - Delaware State

CODE	OCCUPATIONAL TITLES	Empl	(\$)Mean	(\$)Entry	(\$)Exp	(\$)Median
35-2012	Cooks, Institution and Cafeteria	550	12.38	9.43	13.85	11.83
35-2014	Cooks, Restaurant	2,730	10.92	8.43	12.17	10.73
35-2015	Cooks, Short Order	950	9.70	7.40	10.85	9.47
35-2021	Food Preparation Workers	2,760	9.12	7.36	10.00	8.66
35-3011	Bartenders	1,510	8.95	6.67	10.10	8.30
35-3021	Combined Food Preparation and Serving Workers, Including Fast Food	6,680	8.25	6.72	9.02	7.57
35-3022	Counter Attendants, Cafeteria, Food Concession, and Coffee Shop	2,550	9.96	7.24	11.33	9.56
35-3031	Waiters and Waitresses	8,030	8.42	6.64	9.31	7.20
35-3041	Food Servers, Nonrestaurant	1,010	9.91	7.52	11.11	9.64
35-9011	Dining Room and Cafeteria Attendants and Bartender Helpers	1,350	8.24	6.64	9.05	7.71
35-9021	Dishwashers	1,820	8.07	7.03	8.59	8.02
35-9031	Hosts and Hostesses, Restaurant, Lounge, and Coffee Shop	1,340	8.12	6.85	8.76	7.93
<b><u>37-0000</u></b>	<b><u>Building and Grounds Cleaning and Maintenance Occupations</u></b>	14,760	11.18	7.61	12.96	9.98
37-1011	First-Line Supervisors/Managers of Housekeeping and Janitorial Workers	1,210	15.62	11.56	17.65	14.78
37-1012	First-Line Supervisors/Managers of Landscaping, Lawn Service Workers	300	23.01	14.84	27.10	22.38
37-2011	Janitors and Cleaners, Except Maids and Housekeeping Cleaners	7,540	10.12	7.36	11.50	9.21
37-2012	Maids and Housekeeping Cleaners	2,200	9.01	7.58	9.72	8.58
37-2021	Pest Control Workers	170	14.83	11.83	16.34	14.17
37-3011	Landscaping and Groundskeeping Workers	3,090	11.87	8.77	13.42	10.91
37-3012	Pesticide Handlers, Sprayers, and Applicators, Vegetation	200	15.49	10.96	17.76	14.67
37-3013	Tree Trimmers and Pruners	30	17.18	14.26	18.64	17.12
37-3019	Grounds Maintenance Workers, All Other	NA	11.51	7.24	13.65	9.19
<b><u>39-0000</u></b>	<b><u>Personal Care and Service Occupations</u></b>	8,670	11.31	7.52	13.21	10.17
39-1011	Gaming Supervisors	40	19.29	13.43	22.22	17.93
39-1021	First-Line Supervisors/Managers of Personal Service Workers	250	17.67	10.63	21.19	16.64
39-2011	Animal Trainers	100	18.18	14.04	20.25	19.24
39-2021	Nonfarm Animal Caretakers	490	9.37	7.36	10.38	9.32
39-3031	Ushers, Lobby Attendants, and Ticket Takers	400	8.08	6.64	8.80	7.23
39-3091	Amusement and Recreation Attendants	500	9.56	7.16	10.76	9.01
39-3093	Locker Room, Coatroom, and Dressing Room Attendants	50	10.00	8.03	10.99	9.88



Delaware Wages 2006 - Delaware State

CODE	OCCUPATIONAL TITLES	Empl	(\$)Mean	(\$)Entry	(\$)Exp	(\$)Median
39-4011	Embalmers	30	18.89	12.17	22.25	14.32
39-4021	Funeral Attendants	110	11.76	7.62	13.82	10.59
39-5011	Barbers	120	12.33	8.65	14.17	12.57
39-5012	Hairdressers, Hairstylists, and Cosmetologists	1,510	13.27	7.92	15.95	11.70
39-5092	Manicurists and Pedicurists	220	10.11	7.37	11.48	8.85
39-5093	Shampooers	250	7.69	6.62	8.22	7.22
39-5094	Skin Care Specialists	NA	15.39	12.86	16.65	15.41
39-6011	Baggage Porters and Bellhops	40	8.44	7.04	9.14	8.14
39-6012	Concierges	20	12.56	9.29	14.20	11.66
39-6032	Transportation Attendants, Except Flight Attendants and Baggage Porters	30	12.24	7.92	14.39	11.72
39-9011	Child Care Workers	1,610	9.40	7.16	10.53	9.32
39-9021	Personal and Home Care Aides	560	10.18	8.65	10.95	10.03
39-9031	Fitness Trainers and Aerobics Instructors	560	11.74	8.49	13.37	10.41
39-9032	Recreation Workers	970	12.11	8.45	13.94	12.01
39-9041	Residential Advisors	140	11.81	9.32	13.05	10.94
39-9099	Personal Care and Service Workers, All Other	NA	17.83	7.14	23.18	18.18
<b>41-0000</b>	<b><u>Sales and Related Occupations</u></b>	<b>47,440</b>	<b>16.24</b>	<b>7.53</b>	<b>20.60</b>	<b>11.02</b>
41-1011	First-Line Supervisors/Managers of Retail Sales Workers	3,090	19.96	12.14	23.87	17.52
41-1012	First-Line Supervisors/Managers of Non-Retail Sales Workers	700	36.55	21.18	44.24	33.66
41-2011	Cashiers	11,190	8.96	7.09	9.90	8.39
41-2012	Gaming Change Persons and Booth Cashiers	320	9.29	7.10	10.38	9.10
41-2021	Counter and Rental Clerks	1,340	10.90	6.87	12.91	9.46
41-2022	Parts Salespersons	900	13.16	8.73	15.38	12.03
41-2031	Retail Salespersons	17,980	11.93	7.43	14.17	9.42
41-3011	Advertising Sales Agents	340	34.70	13.57	45.27	27.52
41-3021	Insurance Sales Agents	1,300	26.23	14.36	32.16	19.08
41-3031	Securities, Commodities, and Financial Services Sales Agents	1,090	38.89	20.32	48.18	32.43
41-3041	Travel Agents	310	15.00	10.31	17.35	15.03
41-3099	Sales Representatives, Services, All Other	1,600	28.31	12.92	36.00	22.86
41-4011	Sales Reps., Wholesale and Manuf., Technical and Scientific Products	1,070	44.27	25.85	53.48	43.90
41-4012	Sales Reps., Wholesale and Manuf., Except Tech. and Scientific Products	3,170	28.73	15.92	35.13	25.30

Delaware Wages 2006 - Delaware State

<b>CODE</b>	<b>OCCUPATIONAL TITLES</b>	<b>Empl</b>	<b>(\$)Mean</b>	<b>(\$)Entry</b>	<b>(\$)Exp</b>	<b>(\$)Median</b>
41-9011	Demonstrators and Product Promoters	120	12.91	8.81	14.95	11.41
41-9021	Real Estate Brokers	150	37.50	18.03	47.24	28.02
41-9022	Real Estate Sales Agents	840	24.82	10.82	31.82	18.19
41-9031	Sales Engineers	30	44.20	27.70	52.45	41.78
41-9041	Telemarketers	1,510	17.71	9.67	21.73	16.18
41-9099	Sales and Related Workers, All Other	400	16.37	8.95	20.08	13.40
<b>43-0000</b>	<b><u>Office and Administrative Support Occupations</u></b>	<b>78,560</b>	<b>15.40</b>	<b>9.82</b>	<b>18.19</b>	<b>14.46</b>
43-1011	First-Line Supervisors/Managers of Office and Admin. Support Workers	4,500	24.24	15.87	28.42	22.14
43-2011	Switchboard Operators, Including Answering Service	480	11.42	8.70	12.78	10.97
43-2021	Telephone Operators	50	14.19	10.84	15.86	14.04
43-3011	Bill and Account Collectors	2,770	15.82	12.08	17.69	15.20
43-3021	Billing and Posting Clerks and Machine Operators	1,870	15.49	11.37	17.56	14.93
43-3031	Bookkeeping, Accounting, and Auditing Clerks	5,720	16.28	10.95	18.94	15.67
43-3051	Payroll and Timekeeping Clerks	510	15.96	11.23	18.32	16.25
43-3061	Procurement Clerks	220	18.69	13.57	21.24	18.51
43-3071	Tellers	1,570	11.82	9.80	12.84	11.56
43-4011	Brokerage Clerks	170	17.84	13.35	20.09	17.22
43-4021	Correspondence Clerks	NA	15.32	12.65	16.66	15.20
43-4031	Court, Municipal, and License Clerks	280	16.49	12.91	18.28	16.45
43-4051	Customer Service Representatives	8,780	15.68	11.02	18.02	14.79
43-4061	Eligibility Interviewers, Government Programs	110	17.93	13.88	19.95	17.45
43-4071	File Clerks	660	12.47	8.89	14.26	11.81
43-4081	Hotel, Motel, and Resort Desk Clerks	530	9.64	7.81	10.56	9.45
43-4111	Interviewers, Except Eligibility and Loan	500	12.97	9.67	14.62	12.93
43-4121	Library Assistants, Clerical	100	12.44	7.87	14.73	12.39
43-4131	Loan Interviewers and Clerks	1,060	15.33	12.53	16.73	14.70
43-4141	New Accounts Clerks	320	15.07	12.61	16.30	14.85
43-4151	Order Clerks	520	14.06	9.04	16.57	13.47
43-4161	Human Resources Assistants, Except Payroll and Timekeeping	470	17.60	12.99	19.91	16.98
43-4171	Receptionists and Information Clerks	3,540	11.91	9.10	13.31	11.37
43-4181	Reservation and Transportation Ticket Agents and Travel Clerks	20	13.44	12.11	14.11	13.47

Delaware Wages 2006 - Delaware State

<b>CODE</b>	<b>OCCUPATIONAL TITLES</b>	<b>Empl</b>	<b>(\$)Mean</b>	<b>(\$)Entry</b>	<b>(\$)Exp</b>	<b>(\$)Median</b>
43-4199	Information and Record Clerks, All Other	420	15.22	10.47	17.60	15.26
43-5011	Cargo and Freight Agents	60	17.72	12.15	20.51	17.01
43-5021	Couriers and Messengers	320	11.72	8.38	13.39	11.18
43-5031	Police, Fire, and Ambulance Dispatchers	270	16.90	13.41	18.65	16.30
43-5032	Dispatchers, Except Police, Fire, and Ambulance	400	16.52	11.77	18.90	15.09
43-5041	Meter Readers, Utilities	140	20.07	14.95	22.63	20.67
43-5051	Postal Service Clerks	260	20.89	19.32	21.68	21.34
43-5052	Postal Service Mail Carriers	1,060	20.95	17.79	22.52	21.17
43-5053	Postal Service Mail Sorters, Processors, and Processing Machine Operators	610	20.20	17.29	21.66	21.30
43-5061	Production, Planning, and Expediting Clerks	820	20.13	12.94	23.73	20.04
43-5071	Shipping, Receiving, and Traffic Clerks	1,820	13.01	8.60	15.21	11.59
43-5081	Stock Clerks and Order Fillers	4,560	10.57	7.37	12.17	9.71
43-5111	Weighers, Measurers, Checkers, and Samplers, Recordkeeping	200	14.12	9.28	16.54	13.37
43-6011	Executive Secretaries and Administrative Assistants	6,840	19.08	14.05	21.60	18.34
43-6012	Legal Secretaries	1,210	20.08	14.10	23.08	19.87
43-6013	Medical Secretaries	1,700	14.09	11.08	15.60	13.95
43-6014	Secretaries, Except Legal, Medical, and Executive	4,710	14.98	10.61	17.17	14.39
43-9011	Computer Operators	610	17.86	12.23	20.67	17.14
43-9021	Data Entry Keyers	1,000	12.26	9.77	13.50	11.56
43-9022	Word Processors and Typists	330	17.31	12.11	19.90	17.04
43-9031	Desktop Publishers	40	16.46	8.58	20.41	16.66
43-9041	Insurance Claims and Policy Processing Clerks	600	15.58	12.01	17.37	14.81
43-9051	Mail Clerks and Mail Machine Operators, Except Postal Service	580	12.44	9.95	13.68	11.64
43-9061	Office Clerks, General	13,320	12.55	7.93	14.87	12.26
43-9071	Office Machine Operators, Except Computer	220	13.27	10.25	14.79	12.98
43-9081	Proofreaders and Copy Markers	20	16.49	8.45	20.51	16.90
43-9199	Office and Administrative Support Workers, All Other	490	17.82	11.38	21.04	16.22

Delaware Wages 2006 - Delaware State

CODE	OCCUPATIONAL TITLES	Empl	(\$)Mean	(\$)Entry	(\$)Exp	(\$)Median
<b>45-0000</b>	<b><u>Farming, Fishing, and Forestry Occupations</u></b>	930	13.52	8.32	16.12	12.69
45-1011	First-Line Supervisors/Managers of Farming, Fishing, and Forestry Workers	40	21.60	14.50	25.14	22.32
45-2011	Agricultural Inspectors	210	18.84	14.40	21.06	19.23
45-2092	Farmworkers and Laborers, Crop, Nursery, and Greenhouse	100	10.71	7.97	12.09	9.14
45-2093	Farmworkers, Farm and Ranch Animals	260	11.54	8.43	13.09	12.25
<b>47-0000</b>	<b><u>Construction and Extraction Occupations</u></b>	23,550	19.41	11.90	23.16	18.21
47-1011	First-Line Super./Managers of Construction Trades and Extraction Workers	1,720	29.24	20.44	33.65	29.00
47-2021	Brickmasons and Blockmasons	510	21.00	15.25	23.88	21.77
47-2031	Carpenters	3,580	20.95	14.09	24.38	20.25
47-2041	Carpet Installers	140	15.95	12.09	17.88	15.53
47-2042	Floor Layers, Except Carpet, Wood, and Hard Tiles	120	16.31	11.77	18.58	15.93
47-2044	Tile and Marble Setters	NA	27.72	22.61	30.27	28.32
47-2051	Cement Masons and Concrete Finishers	630	19.04	13.60	21.76	18.50
47-2061	Construction Laborers	4,360	13.52	9.49	15.54	12.81
47-2071	Paving, Surfacing, and Tamping Equipment Operators	320	19.31	14.35	21.79	17.68
47-2073	Operating Engineers and Other Construction Equipment Operators	1,520	19.51	15.05	21.74	19.01
47-2081	Drywall and Ceiling Tile Installers	240	18.86	11.40	22.59	17.09
47-2111	Electricians	2,430	23.58	15.86	27.44	22.28
47-2121	Glaziers	NA	14.57	12.09	15.82	14.25
47-2131	Insulation Workers, Floor, Ceiling, and Wall	270	16.35	11.05	19.01	15.33
47-2132	Insulation Workers, Mechanical	330	20.38	13.51	23.82	19.69
47-2141	Painters, Construction and Maintenance	670	17.15	12.40	19.52	16.56
47-2151	Pipelayers	200	16.47	11.87	18.78	16.86
47-2152	Plumbers, Pipefitters, and Steamfitters	2,080	22.67	15.88	26.06	21.56
47-2161	Plasterers and Stucco Masons	NA	18.92	14.45	21.15	18.35
47-2171	Reinforcing Iron and Rebar Workers	90	22.13	15.31	25.54	17.57
47-2181	Roofers	350	15.84	11.53	18.00	15.72
47-2211	Sheet Metal Workers	800	20.10	13.68	23.31	19.55
47-2221	Structural Iron and Steel Workers	240	20.42	13.38	23.95	19.92
47-3011	Helpers--Brick-, Block-, and Stonemasons, and Tile and Marble Setters	90	14.54	10.04	16.80	13.02
47-3012	Helpers--Carpenters	430	11.67	9.22	12.90	11.05

## Delaware Wages 2006 - Delaware State

CODE	OCCUPATIONAL TITLES	Empl	(\$)Mean	(\$)Entry	(\$)Exp	(\$)Median
47-3013	Helpers--Electricians	650	12.57	9.94	13.89	12.07
47-3014	Helpers--Painters, Paperhangers, Plasterers, and Stucco Masons	NA	13.12	11.94	13.71	13.42
47-3015	Helpers--Pipelayers, Plumbers, Pipefitters, and Steamfitters	280	12.34	9.04	13.99	12.16
47-3016	Helpers--Roofers	NA	11.73	9.44	12.88	11.58
47-3019	Helpers, Construction Trades, All Other	150	10.40	9.05	11.07	10.32
47-4011	Construction and Building Inspectors	290	22.32	16.64	25.17	21.15
47-4051	Highway Maintenance Workers	40	14.76	10.81	16.74	14.83
47-4071	Septic Tank Servicers and Sewer Pipe Cleaners	50	16.64	11.87	19.02	14.79
47-4099	Construction and Related Workers, All Other	60	15.27	12.71	16.55	14.49
47-5021	Earth Drillers, Except Oil and Gas	20	16.39	12.19	18.49	18.01
<b>49-0000</b>	<b><u>Installation, Maintenance, and Repair Occupations</u></b>	<b>16,350</b>	<b>19.15</b>	<b>11.70</b>	<b>22.87</b>	<b>18.08</b>
49-1011	First-Line Supervisors/Managers of Mechanics, Installers, and Repairers	1,180	28.79	19.51	33.43	28.12
49-2011	Computer, Automated Teller, and Office Machine Repairers	560	18.01	12.06	20.98	17.50
49-2022	Telecom. Equipment Installers and Repairers, Except Line Installers	180	25.68	18.91	29.06	26.83
49-2091	Avionics Technicians	70	21.21	15.46	24.08	21.20
49-2092	Electric Motor, Power Tool, and Related Repairers	10	21.38	16.37	23.88	21.79
49-2093	Electrical and Electronics Installers and Repairers, Trans. Equipment	60	19.82	13.74	22.86	19.21
49-2094	Electrical and Electronics Repairers, Commercial and Industrial Equipment	170	22.75	18.42	24.91	22.67
49-2096	Electronic Equipment Installers and Repairers, Motor Vehicles	120	16.05	10.82	18.67	14.42
49-2097	Electronic Home Entertainment Equipment Installers and Repairers	160	16.69	11.19	19.44	18.02
49-2098	Security and Fire Alarm Systems Installers	140	17.55	10.30	21.17	17.52
49-3011	Aircraft Mechanics and Service Technicians	530	23.19	19.09	25.23	23.06
49-3021	Automotive Body and Related Repairers	480	18.12	11.28	21.55	17.70
49-3023	Automotive Service Technicians and Mechanics	2,470	16.73	10.54	19.82	15.84
49-3031	Bus and Truck Mechanics and Diesel Engine Specialists	560	20.39	14.81	23.18	20.20
49-3042	Mobile Heavy Equipment Mechanics, Except Engines	330	21.39	16.46	23.85	21.67
49-3043	Rail Car Repairers	NA	19.43	16.29	21.00	19.64
49-3051	Motorboat Mechanics	NA	13.23	9.96	14.86	12.53
49-3052	Motorcycle Mechanics	70	15.50	11.57	17.47	15.65
49-3053	Outdoor Power Equipment and Other Small Engine Mechanics	90	15.85	12.39	17.58	15.51
49-3092	Recreational Vehicle Service Technicians	50	15.43	12.60	16.85	14.96

Delaware Wages 2006 - Delaware State

<b>CODE</b>	<b>OCCUPATIONAL TITLES</b>	<b>Empl</b>	<b>(\$)Mean</b>	<b>(\$)Entry</b>	<b>(\$)Exp</b>	<b>(\$)Median</b>
49-3093	Tire Repairers and Changers	230	9.65	7.41	10.77	9.40
49-9011	Mechanical Door Repairers	80	13.23	10.32	14.69	12.09
49-9021	Heating, Air Conditioning, and Refrigeration Mechanics and Installers	1,160	19.19	13.63	21.98	18.67
49-9031	Home Appliance Repairers	210	15.39	10.98	17.59	14.34
49-9041	Industrial Machinery Mechanics	570	23.64	14.96	27.98	24.06
49-9042	Maintenance and Repair Workers, General	3,950	17.15	11.28	20.09	16.33
49-9043	Maintenance Workers, Machinery	50	17.80	12.63	20.39	17.78
49-9044	Millwrights	200	25.55	16.45	30.10	28.05
49-9051	Electrical Power-Line Installers and Repairers	270	26.58	18.09	30.82	27.63
49-9052	Telecommunications Line Installers and Repairers	430	25.35	18.64	28.70	27.23
49-9062	Medical Equipment Repairers	90	13.93	10.05	15.87	13.71
49-9063	Musical Instrument Repairers and Tuners	NA	12.68	7.95	15.05	11.99
49-9069	Precision Instrument and Equipment Repairers, All Other	10	25.82	22.19	27.64	26.07
49-9091	Coin, Vending, and Amusement Machine Servicers and Repairers	270	14.39	11.01	16.09	14.56
49-9094	Locksmiths and Safe Repairers	10	21.50	19.58	22.46	21.31
49-9095	Manufactured Building and Mobile Home Installers	50	14.03	10.85	15.63	12.26
49-9098	Helpers--Installation, Maintenance, and Repair Workers	590	12.76	8.85	14.71	12.23
49-9099	Installation, Maintenance, and Repair Workers, All Other	330	17.09	11.61	19.83	16.32
<b>51-0000</b>	<b><u>Production Occupations</u></b>	<b>26,670</b>	<b>15.46</b>	<b>8.16</b>	<b>19.10</b>	<b>13.30</b>
51-1011	First-Line Supervisors/Managers of Production and Operating Workers	1,320	28.16	17.29	33.59	27.66
51-2022	Electrical and Electronic Equipment Assemblers	140	13.43	8.66	15.82	11.28
51-2023	Electromechanical Equipment Assemblers	10	16.47	12.66	18.38	17.03
51-2041	Structural Metal Fabricators and Fitters	330	16.79	11.22	19.57	15.95
51-2092	Team Assemblers	2,780	18.37	11.79	21.67	17.09
51-3011	Bakers	560	10.01	7.25	11.40	9.81
51-3021	Butchers and Meat Cutters	250	15.84	10.98	18.26	16.15
51-3022	Meat, Poultry, and Fish Cutters and Trimmers	3,310	9.03	7.80	9.64	8.58
51-3092	Food Batchmakers	100	11.04	7.81	12.66	11.59
51-3093	Food Cooking Machine Operators and Tenders	100	9.00	7.37	9.82	8.53
51-4011	Computer-Controlled Machine Tool Operators, Metal and Plastic	90	18.81	12.46	21.99	18.15
51-4021	Extruding and Drawing Machine Operators, and Tenders, Metal and Plastic	250	15.93	11.94	17.93	15.77

Delaware Wages 2006 - Delaware State

<b>CODE</b>	<b>OCCUPATIONAL TITLES</b>	<b>Empl</b>	<b>(\$)Mean</b>	<b>(\$)Entry</b>	<b>(\$)Exp</b>	<b>(\$)Median</b>
51-4023	Rolling Machine Setters, Operators, and Tenders, Metal and Plastic	70	19.82	14.31	22.57	19.70
51-4031	Cutting, Punching, and Press Machine Setters, Operators, Metal and Plastic	290	14.34	10.48	16.26	13.85
51-4033	Grinding, Polishing, and Buffing Machine Tool Operators, Metal and Plastic	110	14.47	12.11	15.66	14.01
51-4034	Lathe and Turning Machine Tool Operators, Metal and Plastic	20	17.87	9.85	21.88	17.61
51-4041	Machinists	580	21.76	16.56	24.36	21.25
51-4072	Molding, Coremaking, and Casting Machine Operators, Metal and Plastic	70	18.26	10.65	22.07	15.15
51-4121	Welders, Cutters, Solderers, and Brazers	720	17.46	10.94	20.72	16.25
51-4122	Welding, Soldering, and Brazing Machine Setters, Operators, and Tenders	60	19.62	12.73	23.07	21.06
51-5011	Bindery Workers	90	13.70	9.63	15.74	12.28
51-5021	Job Printers	220	18.79	13.97	21.21	18.38
51-5022	Prepress Technicians and Workers	180	16.04	12.24	17.94	15.95
51-5023	Printing Machine Operators	310	14.68	10.10	16.97	13.42
51-6011	Laundry and Dry-Cleaning Workers	650	9.58	7.21	10.77	8.81
51-6021	Pressers, Textile, Garment, and Related Materials	150	10.50	8.01	11.74	11.02
51-6031	Sewing Machine Operators	200	10.72	8.09	12.04	10.08
51-6041	Shoe and Leather Workers and Repairers	NA	14.83	12.91	15.79	15.16
51-6052	Tailors, Dressmakers, and Custom Sewers	30	15.43	10.78	17.75	14.50
51-6062	Textile Cutting Machine Setters, Operators, and Tenders	20	10.65	8.64	11.66	10.08
51-6091	Extruding and Forming Machine Operators, Synthetic and Glass Fibers	NA	13.93	12.61	14.58	13.01
51-6093	Upholsterers	110	15.45	9.94	18.20	15.37
51-6099	Textile, Apparel, and Furnishings Workers, All Other	NA	14.15	8.04	17.21	15.10
51-7011	Cabinetmakers and Bench Carpenters	130	14.34	11.09	15.96	13.56
51-7021	Furniture Finishers	20	12.11	8.36	13.98	11.76
51-7041	Sawing Machine Setters, Operators, and Tenders, Wood	40	13.65	10.11	15.42	13.79
51-7042	Woodworking Machine Setters, Operators, and Tenders, Except Sawing	NA	13.16	9.75	14.86	12.59
51-8012	Power Distributors and Dispatchers	50	32.68	27.53	35.26	33.49
51-8013	Power Plant Operators	180	29.53	26.10	31.25	29.74
51-8021	Stationary Engineers and Boiler Operators	80	25.68	17.04	30.00	28.07
51-8031	Water and Liquid Waste Treatment Plant and System Operators	230	18.55	13.23	21.21	18.14
51-8092	Gas Plant Operators	NA	20.97	14.55	24.18	22.16
51-8099	Plant and System Operators, All Other	50	21.08	12.36	25.44	17.52
51-9011	Chemical Equipment Operators and Tenders	460	20.56	13.20	24.25	21.07
51-9012	Separating, Filtering, Clarifying, Precipitating, and Still Machine Operators	20	15.03	11.82	16.63	13.62

Delaware Wages 2006 - Delaware State

CODE	OCCUPATIONAL TITLES	Empl	(\$Mean	(\$Entry	(\$Exp	(\$Median
51-9021	Crushing, Grinding, and Polishing Machine Setters, Operators, and Tenders	40	14.67	10.14	16.94	15.79
51-9023	Mixing and Blending Machine Setters, Operators, and Tenders	1,240	18.18	13.43	20.55	19.07
51-9031	Cutters and Trimmers, Hand	30	11.83	7.98	13.76	12.22
51-9032	Cutting and Slicing Machine Setters, Operators, and Tenders	50	14.05	10.92	15.62	13.46
51-9041	Extruding, Forming, Pressing, and Compacting Machine Operators	NA	14.01	11.90	15.06	13.22
51-9051	Furnace, Kiln, Oven, Drier, and Kettle Operators and Tenders	90	13.33	11.96	14.02	13.13
51-9061	Inspectors, Testers, Sorters, Samplers, and Weighers	620	16.38	10.34	19.40	15.06
51-9071	Jewelers and Precious Stone and Metal Workers	50	15.19	8.91	18.34	13.97
51-9081	Dental Laboratory Technicians	100	16.84	10.74	19.89	15.92
51-9082	Medical Appliance Technicians	50	15.99	10.63	18.67	15.80
51-9083	Ophthalmic Laboratory Technicians	NA	11.83	9.05	13.22	11.29
51-9111	Packaging and Filling Machine Operators and Tenders	720	14.08	8.84	16.69	13.11
51-9121	Coating, Painting, and Spraying Machine Setters, Operators, and Tenders	70	15.35	11.80	17.13	15.73
51-9122	Painters, Transportation Equipment	90	19.72	14.42	22.37	19.61
51-9123	Painting, Coating, and Decorating Workers	NA	12.08	9.73	13.25	11.49
51-9131	Photographic Process Workers	70	11.29	8.01	12.94	10.77
51-9132	Photographic Processing Machine Operators	120	13.30	8.61	15.65	10.50
51-9194	Etchers and Engravers	10	14.00	9.19	16.40	11.74
51-9195	Molders, Shapers, and Casters, Except Metal and Plastic	90	11.64	9.55	12.68	11.05
51-9198	Helpers--Production Workers	3,920	8.38	7.73	8.70	8.21
51-9199	Production Workers, All Other	270	17.44	8.79	21.76	12.56
<b>53-0000</b>	<b><u>Transportation and Material Moving Occupations</u></b>	<b>25,370</b>	<b>14.27</b>	<b>8.65</b>	<b>17.08</b>	<b>12.90</b>
53-1021	First-Line Super./Managers of Helpers, Laborers, and Material Movers, Hand	300	22.64	15.80	26.06	22.41
53-1031	First-Line Supervisors/Managers of Transportation Vehicle Operators	610	24.33	16.44	28.28	24.20
53-2011	Airline Pilots, Copilots, and Flight Engineers	40	<b>94,299</b>	<b>54,770</b>	<b>114,064</b>	<b>92,083</b>
53-2012	Commercial Pilots	130	<b>73,194</b>	<b>27,350</b>	<b>96,116</b>	<b>59,542</b>
53-3011	Ambulance Drivers and Attendants, Except Emergency Medical Technicians	100	10.25	8.94	10.90	10.50
53-3022	Bus Drivers, School	1,720	11.58	7.57	13.58	12.27
53-3031	Driver/Sales Workers	820	12.62	7.89	14.99	12.38
53-3032	Truck Drivers, Heavy and Tractor-Trailer	4,620	16.91	12.08	19.32	16.37
53-3033	Truck Drivers, Light or Delivery Services	2,820	13.58	8.82	15.96	12.65




Delaware Wages 2006 - Delaware State

<b>CODE</b>	<b>OCCUPATIONAL TITLES</b>	<b>Empl</b>	<b>(\$)Mean</b>	<b>(\$)Entry</b>	<b>(\$)Exp</b>	<b>(\$)Median</b>
53-3041	Taxi Drivers and Chauffeurs	440	11.52	8.42	13.07	11.49
53-3099	Motor Vehicle Operators, All Other	220	15.62	9.46	18.69	15.70
53-5011	Sailors and Marine Oilers	20	13.96	8.94	16.46	12.76
53-5021	Captains, Mates, and Pilots of Water Vessels	80	18.86	9.46	23.56	18.73
53-6021	Parking Lot Attendants	370	9.17	7.34	10.08	8.66
53-6031	Service Station Attendants	90	8.67	7.43	9.30	8.44
53-6051	Transportation Inspectors	40	25.57	17.08	29.82	20.47
53-7011	Conveyor Operators and Tenders	NA	14.91	11.79	16.47	15.01
53-7021	Crane and Tower Operators	130	18.61	11.66	22.08	18.64
53-7032	Excavating and Loading Machine and Dragline Operators	180	17.14	12.48	19.47	17.29
53-7041	Hoist and Winch Operators	20	17.82	11.35	21.06	15.62
53-7051	Industrial Truck and Tractor Operators	1,610	14.17	9.84	16.34	13.30
53-7061	Cleaners of Vehicles and Equipment	770	9.93	7.05	11.37	8.72
53-7062	Laborers and Freight, Stock, and Material Movers, Hand	4,690	12.38	8.17	14.48	11.11
53-7063	Machine Feeders and Offbearers	NA	17.94	12.05	20.88	18.46
53-7081	Refuse and Recyclable Material Collectors	440	15.66	12.58	17.20	15.61
53-7121	Tank Car, Truck, and Ship Loaders	590	21.54	14.11	25.26	23.34
53-7199	Material Moving Workers, All Other	NA	16.18	8.35	20.10	11.16

---

# NEW CASTLE COUNTY



Delaware Wages 2006 - New Castle County

CODE	OCCUPATIONAL TITLES	Empl	(\$)Mean	(\$)Entry	(\$)Exp	(\$)Median
<b>00-0000</b>	<b>Total all occupations</b>	291,420	21.80	9.64	27.88	17.60
<b>11-0000</b>	<b><u>Management Occupations</u></b>	14,560	50.03	26.21	61.94	45.86
11-1011	Chief Executives	580	76.32	45.32	91.81	N/A
11-1021	General and Operations Managers	3,220	52.23	27.54	64.57	46.16
11-1031	Legislators	190	13.89	6.65	17.52	6.90
11-2011	Advertising and Promotions Managers	80	44.58	26.72	53.52	45.33
11-2021	Marketing Managers	760	60.65	35.53	73.21	61.39
11-2022	Sales Managers	930	54.57	29.49	67.11	50.04
11-3011	Administrative Services Managers	570	42.18	22.27	52.14	35.18
11-3021	Computer and Information Systems Managers	910	57.49	39.41	66.53	53.96
11-3031	Financial Managers	1,580	53.84	31.09	65.21	49.95
11-3041	Compensation and Benefits Managers	220	53.48	35.11	62.67	45.18
11-3042	Training and Development Managers	150	54.22	33.88	64.39	52.78
11-3049	Human Resources Managers, All Other	120	52.52	29.00	64.28	49.84
11-3051	Industrial Production Managers	340	49.19	35.32	56.13	46.79
11-3061	Purchasing Managers	240	51.38	36.62	58.76	51.85
11-3071	Transportation, Storage, and Distribution Managers	230	54.24	30.85	65.94	44.86
11-9021	Construction Managers	380	46.02	28.22	54.92	38.37
11-9031	Education Administrators, Preschool and Child Care Center/Program	170	20.86	15.30	23.64	18.98
11-9032	Education Administrators, Elementary and Secondary School	340	<b>98,095</b>	<b>78,379</b>	<b>107,953</b>	<b>102,030</b>
11-9039	Education Administrators, All Other	30	34.39	23.51	39.82	31.43
11-9041	Engineering Managers	280	60.90	44.66	69.02	56.46
11-9051	Food Service Managers	800	28.46	18.80	33.29	29.92
11-9061	Funeral Directors	40	33.42	18.07	41.10	33.21
11-9081	Lodging Managers	40	32.41	19.07	39.09	28.42
11-9111	Medical and Health Services Managers	620	38.91	24.64	46.05	35.12
11-9141	Property, Real Estate, and Community Association Managers	130	35.08	23.15	41.04	28.38
11-9151	Social and Community Service Managers	330	30.03	21.26	34.42	28.91
11-9199	Managers, All Other	440	47.08	28.88	56.17	47.05

Delaware Wages 2006 - New Castle County

<b>CODE</b>	<b>OCCUPATIONAL TITLES</b>	<b>Empl</b>	<b>(\$)Mean</b>	<b>(\$)Entry</b>	<b>(\$)Exp</b>	<b>(\$)Median</b>
<b><u>13-0000</u></b>	<b><u>Business and Financial Operations Occupations</u></b>	18,900	30.69	16.91	37.59	27.38
13-1022	Wholesale and Retail Buyers, Except Farm Products	210	25.24	16.20	29.76	23.99
13-1023	Purchasing Agents, Except Wholesale, Retail, and Farm Products	550	29.03	20.01	33.53	27.38
13-1031	Claims Adjusters, Examiners, and Investigators	710	21.43	13.24	25.53	20.03
13-1041	Compliance Officers, Except Ag., Const., Health and Safety, and Trans.	530	27.30	17.35	32.28	24.15
13-1051	Cost Estimators	680	30.28	19.11	35.86	28.16
13-1071	Employment, Recruitment, and Placement Specialists	660	24.01	14.49	28.76	23.85
13-1072	Compensation, Benefits, and Job Analysis Specialists	360	29.18	19.81	33.86	26.68
13-1073	Training and Development Specialists	900	28.10	18.65	32.82	27.36
13-1079	Human Resources, Training, and Labor Relations Specialists, All Other	270	30.92	19.31	36.72	29.39
13-1081	Logisticians	160	31.04	21.64	35.74	29.59
13-1111	Management Analysts	2,860	43.31	24.28	52.83	41.31
13-1121	Meeting and Convention Planners	180	23.24	15.55	27.08	20.55
13-1199	Business Operations Specialists, All Other	1,420	30.35	17.82	36.61	30.77
13-2011	Accountants and Auditors	3,420	28.87	16.37	35.12	27.11
13-2031	Budget Analysts	80	29.47	22.73	32.83	28.34
13-2051	Financial Analysts	1,430	36.28	22.72	43.06	33.68
13-2052	Personal Financial Advisors	620	41.71	21.57	51.78	33.35
13-2053	Insurance Underwriters	220	29.30	18.76	34.57	28.81
13-2061	Financial Examiners	100	37.58	21.87	45.44	36.21
13-2071	Loan Counselors	NA	22.86	14.54	27.02	19.45
13-2072	Loan Officers	620	31.30	17.12	38.39	23.23
13-2081	Tax Examiners, Collectors, and Revenue Agents	140	28.33	19.84	32.58	26.87
13-2082	Tax Preparers	520	18.47	8.83	23.29	13.61
13-2099	Financial Specialists, All Other	870	20.30	13.99	23.46	18.29
<b><u>15-0000</u></b>	<b><u>Computer and Mathematical Occupations</u></b>	11,140	35.78	22.56	42.39	33.82
15-1011	Computer and Information Scientists, Research	100	49.60	34.15	57.33	43.86
15-1021	Computer Programmers	1,730	38.20	24.36	45.12	37.34
15-1031	Computer Software Engineers, Applications	1,620	38.36	26.08	44.50	38.36
15-1032	Computer Software Engineers, Systems Software	690	44.11	28.34	52.00	40.60
15-1041	Computer Support Specialists	1,750	25.57	17.74	29.48	24.68

Delaware Wages 2006 - New Castle County

<b>CODE</b>	<b>OCCUPATIONAL TITLES</b>	<b>Empl</b>	<b>(\$)Mean</b>	<b>(\$)Entry</b>	<b>(\$)Exp</b>	<b>(\$)Median</b>
15-1051	Computer Systems Analysts	1,810	38.47	26.87	44.28	35.53
15-1061	Database Administrators	790	33.21	23.58	38.03	31.59
15-1071	Network and Computer Systems Administrators	960	36.75	23.62	43.32	34.82
15-1081	Network Systems and Data Communications Analysts	950	33.30	19.71	40.09	28.94
15-1099	Computer Specialists, All Other	180	33.92	22.99	39.39	30.98
15-2031	Operations Research Analysts	450	35.78	23.28	42.02	34.23
15-2099	Mathematical Scientists, All Other	NA	30.69	19.22	36.42	31.56
<b>17-0000</b>	<b><u>Architecture and Engineering Occupations</u></b>	<b>5,550</b>	<b>34.46</b>	<b>20.56</b>	<b>41.41</b>	<b>34.16</b>
17-1011	Architects, Except Landscape and Naval	180	33.90	23.39	39.16	33.15
17-1012	Landscape Architects	NA	28.68	24.45	30.80	26.42
17-1022	Surveyors	150	23.16	18.69	25.39	22.60
17-2041	Chemical Engineers	780	45.50	32.16	52.16	43.66
17-2051	Civil Engineers	580	37.29	27.37	42.25	35.55
17-2061	Computer Hardware Engineers	NA	36.13	32.01	38.18	35.87
17-2071	Electrical Engineers	500	39.52	28.84	44.86	40.12
17-2072	Electronics Engineers, Except Computer	80	28.43	17.40	33.95	30.69
17-2081	Environmental Engineers	170	32.02	18.19	38.94	28.22
17-2111	Health and Safety Engineers, Except Mining	110	34.46	27.84	37.76	34.76
17-2112	Industrial Engineers	480	35.95	25.57	41.14	36.19
17-2131	Materials Engineers	20	33.16	21.85	38.81	31.43
17-2141	Mechanical Engineers	360	39.52	28.16	45.19	39.07
17-2199	Engineers, All Other	NA	33.59	17.44	41.67	36.41
17-3011	Architectural and Civil Drafters	170	21.04	15.16	23.98	19.87
17-3012	Electrical and Electronics Drafters	160	29.77	20.28	34.51	30.37
17-3013	Mechanical Drafters	170	31.40	19.97	37.12	32.08
17-3022	Civil Engineering Technicians	80	22.11	14.84	25.74	21.36
17-3023	Electrical and Electronic Engineering Technicians	440	22.13	11.50	27.45	24.10
17-3024	Electro-Mechanical Technicians	50	17.16	14.52	18.48	15.94
17-3025	Environmental Engineering Technicians	40	22.50	17.54	24.97	21.05
17-3026	Industrial Engineering Technicians	160	26.27	17.19	30.81	25.90

Delaware Wages 2006 - New Castle County

<b>CODE</b>	<b>OCCUPATIONAL TITLES</b>	<b>Empl</b>	<b>(\$)Mean</b>	<b>(\$)Entry</b>	<b>(\$)Exp</b>	<b>(\$)Median</b>
17-3027	Mechanical Engineering Technicians	50	28.24	17.97	33.38	26.67
17-3029	Engineering Technicians, Except Drafters, All Other	20	27.10	23.06	29.11	26.83
17-3031	Surveying and Mapping Technicians	60	15.70	10.53	18.28	15.20
<b>19-0000</b>	<b><u>Life, Physical, and Social Science Occupations</u></b>	<b>6,470</b>	<b>34.00</b>	<b>22.38</b>	<b>39.81</b>	<b>30.78</b>
19-1021	Biochemists and Biophysicists	590	45.82	27.78	54.84	52.94
19-1022	Microbiologists	40	29.50	22.24	33.13	30.14
19-1023	Zoologists and Wildlife Biologists	10	35.14	25.81	39.81	33.96
19-1029	Biological Scientists, All Other	20	22.02	14.70	25.69	23.77
19-2012	Physicists	30	34.62	17.65	43.11	31.90
19-2031	Chemists	860	35.52	24.69	40.93	35.22
19-2032	Materials Scientists	50	28.74	14.98	35.62	24.22
19-2041	Environmental Scientists and Specialists, Including Health	180	26.39	18.71	30.22	22.89
19-2042	Geoscientists, Except Hydrologists and Geographers	70	31.02	18.49	37.29	27.36
19-2043	Hydrologists	20	31.00	24.13	34.44	29.39
19-3011	Economists	30	54.21	26.93	67.85	47.51
19-3021	Market Research Analysts	1,890	37.00	24.18	43.41	35.80
19-3031	Clinical, Counseling, and School Psychologists	290	30.49	21.19	35.13	28.74
19-3099	Social Scientists and Related Workers, All Other	20	35.89	28.06	39.81	34.37
19-4031	Chemical Technicians	1,040	27.26	23.91	28.93	27.73
19-4091	Environmental Science and Protection Technicians, Including Health	150	16.11	12.00	18.17	14.91
19-4099	Life, Physical, and Social Science Technicians, All Other	40	20.92	17.08	22.84	20.49
<b>21-0000</b>	<b><u>Community and Social Services Occupations</u></b>	<b>4,190</b>	<b>19.92</b>	<b>13.18</b>	<b>23.29</b>	<b>18.92</b>
21-1011	Substance Abuse and Behavioral Disorder Counselors	200	17.58	12.44	20.14	16.43
21-1012	Educational, Vocational, and School Counselors	610	22.85	14.93	26.82	21.13
21-1014	Mental Health Counselors	160	17.24	11.99	19.86	15.57
21-1015	Rehabilitation Counselors	290	15.74	13.07	17.07	15.12
21-1021	Child, Family, and School Social Workers	1,070	21.02	14.98	24.03	20.80
21-1022	Medical and Public Health Social Workers	260	24.64	19.31	27.30	24.53
21-1023	Mental Health and Substance Abuse Social Workers	320	20.44	13.93	23.70	20.36
21-1029	Social Workers, All Other	20	29.09	23.86	31.70	29.65

Delaware Wages 2006 - New Castle County

CODE	OCCUPATIONAL TITLES	Empl	(\$)Mean	(\$)Entry	(\$)Exp	(\$)Median
21-1091	Health Educators	100	24.56	15.75	28.96	25.40
21-1093	Social and Human Service Assistants	540	14.47	10.62	16.39	13.71
21-1099	Community and Social Service Specialists, All Other	380	16.99	12.59	19.19	16.12
21-2011	Clergy	30	22.47	16.44	25.49	21.56
<b>23-0000</b>	<b><u>Legal Occupations</u></b>	3,710	46.36	18.99	60.04	38.21
23-1011	Lawyers	2,080	62.62	34.73	76.57	62.03
23-1022	Arbitrators, Mediators, and Conciliators	40	22.48	17.29	25.07	21.20
23-2011	Paralegals and Legal Assistants	1,150	24.18	15.69	28.43	23.36
23-2092	Law Clerks	120	20.17	14.81	22.84	20.25
23-2099	Legal Support Workers, All Other	60	24.08	18.76	26.74	23.96
<b>25-0000</b>	<b><u>Education, Training, and Library Occupations</u></b>	14,130	24.16	12.87	29.80	23.32
25-1011	Business Teachers, Postsecondary	190	<b>86,662</b>	<b>52,010</b>	<b>103,988</b>	<b>86,563</b>
25-1021	Computer Science Teachers, Postsecondary	80	<b>81,880</b>	<b>49,379</b>	<b>98,130</b>	<b>79,842</b>
25-1022	Mathematical Science Teachers, Postsecondary	130	<b>69,413</b>	<b>48,322</b>	<b>79,958</b>	<b>61,556</b>
25-1066	Psychology Teachers, Postsecondary	60	<b>65,315</b>	<b>29,043</b>	<b>83,452</b>	<b>56,063</b>
25-1071	Health Specialties Teachers, Postsecondary	120	<b>60,533</b>	<b>36,307</b>	<b>72,646</b>	<b>62,711</b>
25-1081	Education Teachers, Postsecondary	200	<b>58,865</b>	<b>32,889</b>	<b>71,853</b>	<b>54,712</b>
25-1123	English Language and Literature Teachers, Postsecondary	180	<b>64,625</b>	<b>39,284</b>	<b>77,296</b>	<b>58,184</b>
25-1124	Foreign Language and Literature Teachers, Postsecondary	120	<b>48,653</b>	<b>31,212</b>	<b>57,374</b>	<b>44,745</b>
25-1194	Vocational Education Teachers, Postsecondary	640	28.84	25.77	30.38	27.62
25-1199	Postsecondary Teachers, All Other	110	<b>69,475</b>	<b>34,928</b>	<b>86,749</b>	<b>67,395</b>
25-2011	Preschool Teachers, Except Special Education	820	12.96	9.27	14.81	12.33
25-2012	Kindergarten Teachers, Except Special Education	230	<b>41,931</b>	<b>24,239</b>	<b>50,778</b>	<b>38,977</b>
25-2021	Elementary School Teachers, Except Special Education	2,530	<b>52,430</b>	<b>36,016</b>	<b>60,636</b>	<b>52,422</b>
25-2022	Middle School Teachers, Except Special and Vocational Education	670	<b>52,005</b>	<b>36,638</b>	<b>59,688</b>	<b>51,001</b>
25-2031	Secondary School Teachers, Except Special and Vocational Education	1,350	<b>52,969</b>	<b>36,247</b>	<b>61,330</b>	<b>53,015</b>
25-2041	Special Education Teachers, Preschool, Kindergarten, and Elem. School	370	<b>54,139</b>	<b>37,945</b>	<b>62,237</b>	<b>54,535</b>
25-2042	Special Education Teachers, Middle School	220	<b>55,807</b>	<b>40,717</b>	<b>63,352</b>	<b>55,876</b>
25-2043	Special Education Teachers, Secondary School	350	<b>56,313</b>	<b>40,768</b>	<b>64,085</b>	<b>56,072</b>
25-3011	Adult Literacy, Remedial Education, and GED Teachers and Instructors	110	22.28	14.33	26.26	23.04

Delaware Wages 2006 - New Castle County

CODE	OCCUPATIONAL TITLES	Empl	(\$)Mean	(\$)Entry	(\$)Exp	(\$)Median
25-3021	Self-Enrichment Education Teachers	340	20.28	13.00	23.92	17.22
25-3099	Teachers and Instructors, All Other	680	23.18	15.07	27.24	24.78
25-4011	Archivists	30	18.94	14.33	21.24	18.98
25-4012	Curators	20	28.11	20.66	31.84	27.18
25-4013	Museum Technicians and Conservators	30	20.36	11.60	24.74	18.69
25-4021	Librarians	270	27.99	20.28	31.85	29.25
25-4031	Library Technicians	230	17.73	12.16	20.51	16.43
25-9031	Instructional Coordinators	370	26.38	18.41	30.36	25.67
25-9041	Teacher Assistants	2,230	<b>26,401</b>	<b>17,378</b>	<b>30,913</b>	<b>24,444</b>
<b>27-0000</b>	<b><u>Arts, Design, Entertainment, Sports, and Media Occupations</u></b>	3,650	20.89	11.99	25.33	18.49
27-1011	Art Directors	60	30.80	19.83	36.29	29.15
27-1013	Fine Artists, Including Painters, Sculptors, and Illustrators	20	17.44	12.47	19.92	16.59
27-1014	Multi-Media Artists and Animators	NA	19.59	13.79	22.49	18.96
27-1021	Commercial and Industrial Designers	NA	22.93	13.96	27.42	21.57
27-1023	Floral Designers	120	12.33	9.65	13.67	12.15
27-1024	Graphic Designers	290	24.70	16.24	28.93	22.75
27-1025	Interior Designers	100	21.67	14.74	25.13	19.78
27-1026	Merchandise Displayers and Window Trimmers	NA	13.79	10.27	15.55	13.50
27-1027	Set and Exhibit Designers	90	18.00	13.35	20.33	19.47
27-2012	Producers and Directors	NA	<b>35,270</b>	<b>25,772</b>	<b>40,020</b>	<b>29,934</b>
27-2021	Athletes and Sports Competitors	10	<b>47,731</b>	<b>22,812</b>	<b>60,191</b>	<b>35,899</b>
27-2022	Coaches and Scouts	270	<b>39,008</b>	<b>16,202</b>	<b>50,410</b>	<b>27,972</b>
27-2041	Music Directors and Composers	20	<b>62,988</b>	<b>32,947</b>	<b>78,008</b>	<b>60,203</b>
27-3011	Radio and Television Announcers	NA	23.02	10.02	29.51	18.67
27-3022	Reporters and Correspondents	NA	22.18	12.62	26.96	14.53
27-3031	Public Relations Specialists	430	23.96	14.11	28.89	22.96
27-3041	Editors	160	29.03	21.03	33.03	26.93
27-3042	Technical Writers	100	27.12	20.17	30.59	27.44
27-3043	Writers and Authors	40	24.92	16.42	29.17	24.13
27-3091	Interpreters and Translators	10	29.09	20.20	33.53	25.57
27-4011	Audio and Video Equipment Technicians	280	17.18	14.07	18.73	17.10



Delaware Wages 2006 - New Castle County

<b>CODE</b>	<b>OCCUPATIONAL TITLES</b>	<b>Empl</b>	<b>(\$)Mean</b>	<b>(\$)Entry</b>	<b>(\$)Exp</b>	<b>(\$)Median</b>
27-4012	Broadcast Technicians	160	22.07	11.75	27.24	19.31
27-4021	Photographers	80	15.73	11.15	18.01	15.54
27-4031	Camera Operators, Television, Video, and Motion Picture	NA	21.64	17.74	23.59	21.09
<b>29-0000</b>	<b><u>Healthcare Practitioners and Technical Occupations</u></b>	<b>15,750</b>	<b>32.17</b>	<b>16.99</b>	<b>39.77</b>	<b>27.53</b>
29-1011	Chiropractors	110	N/A	N/A	N/A	N/A
29-1021	Dentists, General	220	78.69	45.60	95.24	N/A
29-1031	Dietitians and Nutritionists	160	23.46	20.03	25.18	23.32
29-1041	Optometrists	NA	64.57	29.97	81.87	68.17
29-1051	Pharmacists	440	42.81	33.55	47.44	43.93
29-1061	Anesthesiologists	80	91.53	N/A	N/A	N/A
29-1062	Family and General Practitioners	230	68.27	46.89	78.95	66.39
29-1063	Internists, General	140	87.77	N/A	N/A	N/A
29-1066	Psychiatrists	80	55.56	29.59	68.54	52.00
29-1067	Surgeons	170	90.71	N/A	N/A	N/A
29-1069	Physicians and Surgeons, All Other	570	84.29	N/A	N/A	N/A
29-1071	Physician Assistants	170	36.63	30.21	39.85	36.65
29-1081	Podiatrists	70	47.81	36.28	53.58	43.31
29-1111	Registered Nurses	5,850	30.11	24.88	32.73	29.87
29-1122	Occupational Therapists	240	24.72	15.80	29.18	23.84
29-1123	Physical Therapists	310	31.03	23.75	34.66	31.02
29-1125	Recreational Therapists	60	18.03	12.96	20.57	16.93
29-1127	Speech-Language Pathologists	190	32.26	23.42	36.69	32.81
29-1131	Veterinarians	150	43.64	28.60	51.16	40.10
29-1199	Health Diagnosing and Treating Practitioners, All Other	140	74.58	N/A	N/A	N/A
29-2011	Medical and Clinical Laboratory Technologists	330	24.84	19.80	27.36	25.16
29-2012	Medical and Clinical Laboratory Technicians	90	18.35	13.11	20.98	17.90
29-2021	Dental Hygienists	440	29.56	24.81	31.93	30.01
29-2032	Diagnostic Medical Sonographers	240	24.10	14.96	28.67	24.71
29-2033	Nuclear Medicine Technologists	50	29.99	25.23	32.37	30.87
29-2034	Radiologic Technologists and Technicians	670	22.41	17.70	24.77	22.84
29-2041	Emergency Medical Technicians and Paramedics	400	18.31	12.63	21.15	16.92

Delaware Wages 2006 - New Castle County

CODE	OCCUPATIONAL TITLES	Empl	(\$)Mean	(\$)Entry	(\$)Exp	(\$)Median
29-2051	Dietetic Technicians	90	10.55	7.11	12.27	9.17
29-2052	Pharmacy Technicians	890	10.39	6.91	12.14	8.93
29-2056	Veterinary Technologists and Technicians	130	14.93	10.86	16.97	15.03
29-2061	Licensed Practical and Licensed Vocational Nurses	1,300	22.11	18.05	24.14	22.02
29-2071	Medical Records and Health Information Technicians	350	14.57	11.81	15.95	13.64
29-2081	Opticians, Dispensing	220	16.16	9.85	19.31	18.11
29-2091	Orthotists and Prosthetists	NA	33.70	27.56	36.77	33.21
29-2099	Health Technologists and Technicians, All Other	50	18.44	12.59	21.36	18.08
29-9011	Occupational Health and Safety Specialists	110	29.00	21.40	32.81	27.92
29-9091	Athletic Trainers	NA	<b>42,310</b>	<b>35,172</b>	<b>45,878</b>	<b>43,774</b>
29-9099	Healthcare Practitioners and Technical Workers, All Other	140	19.83	13.09	23.20	16.00
<b>31-0000</b>	<b>Healthcare Support Occupations</b>	<b>6,700</b>	<b>13.32</b>	<b>9.93</b>	<b>15.01</b>	<b>12.78</b>
31-1011	Home Health Aides	1,120	10.72	8.96	11.60	10.65
31-1012	Nursing Aides, Orderlies, and Attendants	3,130	12.56	10.08	13.81	12.42
31-2011	Occupational Therapist Assistants	110	22.12	18.15	24.11	21.73
31-2021	Physical Therapist Assistants	140	20.19	14.04	23.27	20.46
31-2022	Physical Therapist Aides	100	14.26	10.84	15.96	14.27
31-9011	Massage Therapists	50	20.18	7.51	26.52	13.50
31-9091	Dental Assistants	530	15.00	9.76	17.63	15.76
31-9092	Medical Assistants	640	14.54	11.94	15.84	13.84
31-9093	Medical Equipment Preparers	160	13.54	11.79	14.41	13.23
31-9094	Medical Transcriptionists	190	15.19	11.86	16.85	14.99
31-9095	Pharmacy Aides	10	12.37	8.35	14.37	12.97
31-9096	Veterinary Assistants and Laboratory Animal Caretakers	120	12.37	10.03	13.54	12.26
31-9099	Healthcare Support Workers, All Other	360	16.03	13.06	17.51	15.96
<b>33-0000</b>	<b>Protective Service Occupations</b>	<b>5,280</b>	<b>16.63</b>	<b>9.14</b>	<b>20.37</b>	<b>13.52</b>
33-1012	First-Line Supervisors/Managers of Police and Detectives	110	39.34	30.07	43.97	39.76
33-1099	First-Line Supervisors/Managers, Protective Service Workers, All Other	70	21.35	15.28	24.39	19.20
33-2021	Fire Inspectors and Investigators	NA	10.32	6.62	12.17	6.72
33-3021	Detectives and Criminal Investigators	210	29.24	21.50	33.11	30.21

Delaware Wages 2006 - New Castle County

CODE	OCCUPATIONAL TITLES	Empl	(\$)Mean	(\$)Entry	(\$)Exp	(\$)Median
33-3051	Police and Sheriff's Patrol Officers	1,090	24.23	18.22	27.23	24.74
33-9021	Private Detectives and Investigators	20	22.99	12.13	28.43	24.68
33-9032	Security Guards	2,780	11.00	8.47	12.27	10.50
33-9091	Crossing Guards	110	12.70	9.78	14.16	11.92
33-9092	Lifeguards, Ski Patrol, and Other Recreational Protective Service Workers	100	9.48	7.68	10.38	9.66
33-9099	Protective Service Workers, All Other	40	14.48	8.16	17.64	11.34
<b>35-0000</b>	<b><u>Food Preparation and Serving-Related Occupations</u></b>	20,760	9.68	6.90	11.07	8.69
35-1011	Chefs and Head Cooks	240	18.89	11.32	22.67	17.84
35-1012	First-Line Supervisors/Managers of Food Preparation and Serving Workers	1,230	15.81	10.36	18.54	15.66
35-2011	Cooks, Fast Food	400	8.31	6.83	9.06	8.03
35-2012	Cooks, Institution and Cafeteria	380	12.98	9.86	14.54	12.47
35-2014	Cooks, Restaurant	1,650	10.93	8.44	12.18	10.71
35-2015	Cooks, Short Order	570	9.45	7.44	10.45	9.29
35-2021	Food Preparation Workers	1,520	9.21	7.30	10.17	8.80
35-3011	Bartenders	920	9.35	6.82	10.62	8.97
35-3021	Combined Food Preparation and Serving Workers, Including Fast Food	3,960	8.64	6.75	9.58	7.90
35-3022	Counter Attendants, Cafeteria, Food Concession, and Coffee Shop	1,560	9.95	7.22	11.32	9.47
35-3031	Waiters and Waitresses	4,700	8.80	6.64	9.89	7.41
35-3041	Food Servers, Nonrestaurant	850	10.09	7.59	11.34	9.98
35-9011	Dining Room and Cafeteria Attendants and Bartender Helpers	820	8.45	6.71	9.31	7.89
35-9021	Dishwashers	1,120	8.17	7.34	8.59	8.14
35-9031	Hosts and Hostesses, Restaurant, Lounge, and Coffee Shop	810	8.13	6.89	8.75	7.88
<b>37-0000</b>	<b><u>Building and Grounds Cleaning and Maintenance Occupations</u></b>	9,850	11.36	7.56	13.26	10.07
37-1011	First-Line Supervisors/Managers of Housekeeping and Janitorial Workers	730	16.47	11.61	18.91	15.96
37-1012	First-Line Supervisors/Managers of Landscaping, Lawn Service Workers	180	24.47	16.45	28.47	24.08
37-2011	Janitors and Cleaners, Except Maids and Housekeeping Cleaners	5,750	10.18	7.29	11.63	9.21
37-2012	Maids and Housekeeping Cleaners	1,180	9.45	7.78	10.29	9.01
37-2021	Pest Control Workers	100	14.54	11.24	16.19	13.60
37-3011	Landscaping and Groundskeeping Workers	1,790	12.51	9.00	14.26	11.27
37-3012	Pesticide Handlers, Sprayers, and Applicators, Vegetation	90	15.52	11.53	17.52	14.69

Delaware Wages 2006 - New Castle County

CODE	OCCUPATIONAL TITLES	Empl	(\$)Mean	(\$)Entry	(\$)Exp	(\$)Median
<b>39-0000</b>	<b><u>Personal Care and Service Occupations</u></b>	5,720	11.66	7.90	13.54	10.59
39-1021	First-Line Supervisors/Managers of Personal Service Workers	160	18.23	11.36	21.67	17.17
39-2011	Animal Trainers	50	18.36	15.04	20.03	18.47
39-2021	Nonfarm Animal Caretakers	210	9.57	7.20	10.76	8.94
39-3031	Ushers, Lobby Attendants, and Ticket Takers	200	7.28	6.60	7.63	6.83
39-3091	Amusement and Recreation Attendants	300	10.26	7.47	11.65	9.96
39-3093	Locker Room, Coatroom, and Dressing Room Attendants	40	9.95	8.02	10.92	9.89
39-4011	Embalmers	20	18.31	12.83	21.04	13.71
39-4021	Funeral Attendants	70	11.95	8.03	13.91	10.66
39-5011	Barbers	120	12.32	8.62	14.17	12.55
39-5012	Hairdressers, Hairstylists, and Cosmetologists	1,000	13.16	7.65	15.92	11.60
39-5092	Manicurists and Pedicurists	100	10.64	6.52	12.70	9.39
39-5093	Shampooers	170	7.81	6.63	8.40	7.34
39-6011	Baggage Porters and Bellhops	30	9.06	7.41	9.88	9.13
39-6012	Concierges	10	13.88	10.03	15.81	12.83
39-6032	Transportation Attendants, Except Flight Attendants and Baggage Porters	30	12.73	8.20	15.00	11.71
39-9011	Child Care Workers	900	9.72	8.23	10.46	9.78
39-9021	Personal and Home Care Aides	470	10.33	8.74	11.13	10.15
39-9031	Fitness Trainers and Aerobics Instructors	410	12.28	8.88	13.97	10.74
39-9032	Recreation Workers	770	12.45	8.88	14.23	12.54
39-9041	Residential Advisors	130	11.53	9.29	12.65	10.78
39-9099	Personal Care and Service Workers, All Other	20	13.74	6.89	17.16	8.20
<b>41-0000</b>	<b><u>Sales and Related Occupations</u></b>	31,890	17.27	7.60	22.11	11.77
41-1011	First-Line Supervisors/Managers of Retail Sales Workers	1,990	20.92	12.93	24.92	18.43
41-1012	First-Line Supervisors/Managers of Non-Retail Sales Workers	580	37.25	21.94	44.90	34.77
41-2011	Cashiers	7,460	9.23	7.24	10.23	8.55
41-2021	Counter and Rental Clerks	850	11.40	6.92	13.64	10.48
41-2022	Parts Salespersons	410	14.47	9.68	16.86	13.64
41-2031	Retail Salespersons	11,170	11.87	7.30	14.15	9.52
41-3011	Advertising Sales Agents	230	38.98	14.08	51.43	27.91
41-3021	Insurance Sales Agents	940	25.68	15.18	30.94	18.85

Delaware Wages 2006 - New Castle County

CODE	OCCUPATIONAL TITLES	Empl	(\$)Mean	(\$)Entry	(\$)Exp	(\$)Median
41-3031	Securities, Commodities, and Financial Services Sales Agents	1,020	39.52	20.65	48.95	34.00
41-3041	Travel Agents	270	15.12	10.43	17.47	15.22
41-3099	Sales Representatives, Services, All Other	1,380	28.58	13.04	36.35	23.01
41-4011	Sales Representatives, Wholesale and Manuf., Tech. and Scientific Products	870	45.54	27.94	54.34	44.78
41-4012	Sales Reps., Wholesale and Manuf., Except Tech. and Scientific Products	2,430	29.68	16.75	36.15	26.19
41-9011	Demonstrators and Product Promoters	90	14.02	9.24	16.42	12.00
41-9021	Real Estate Brokers	70	41.66	17.19	53.89	26.47
41-9022	Real Estate Sales Agents	480	18.32	9.67	22.65	14.70
41-9031	Sales Engineers	30	46.04	29.82	54.15	43.46
41-9041	Telemarketers	1,370	17.49	9.59	21.44	15.76
41-9099	Sales and Related Workers, All Other	170	17.86	8.66	22.46	14.86
<b>43-0000</b>	<b>Office and Administrative Support Occupations</b>	<b>57,550</b>	<b>15.96</b>	<b>10.22</b>	<b>18.83</b>	<b>15.07</b>
43-1011	First-Line Supervisors/Managers of Office and Admin. Support Workers	3,330	25.62	17.50	29.69	23.40
43-2011	Switchboard Operators, Including Answering Service	310	12.12	8.89	13.74	11.96
43-3011	Bill and Account Collectors	1,960	16.27	12.24	18.29	15.75
43-3021	Billing and Posting Clerks and Machine Operators	1,380	16.44	12.29	18.51	15.79
43-3031	Bookkeeping, Accounting, and Auditing Clerks	4,130	17.12	11.62	19.88	16.49
43-3051	Payroll and Timekeeping Clerks	370	16.81	12.60	18.92	17.04
43-3061	Procurement Clerks	180	19.50	14.35	22.08	19.51
43-3071	Tellers	1,060	12.12	9.91	13.23	11.76
43-4011	Brokerage Clerks	150	18.27	13.56	20.62	18.02
43-4021	Correspondence Clerks	NA	15.32	12.65	16.66	15.20
43-4031	Court, Municipal, and License Clerks	120	16.73	12.35	18.92	16.82
43-4051	Customer Service Representatives	6,890	16.47	11.63	18.89	15.53
43-4061	Eligibility Interviewers, Government Programs	80	17.52	13.58	19.49	17.08
43-4071	File Clerks	520	12.87	9.09	14.76	12.42
43-4081	Hotel, Motel, and Resort Desk Clerks	210	10.11	8.56	10.89	10.05
43-4111	Interviewers, Except Eligibility and Loan	410	13.42	10.50	14.89	13.32
43-4121	Library Assistants, Clerical	70	13.17	8.65	15.43	13.06
43-4131	Loan Interviewers and Clerks	870	15.64	12.83	17.04	14.89
43-4141	New Accounts Clerks	240	15.12	12.68	16.34	14.82

Delaware Wages 2006 - New Castle County

<b>CODE</b>	<b>OCCUPATIONAL TITLES</b>	<b>Empl</b>	<b>(\$)Mean</b>	<b>(\$)Entry</b>	<b>(\$)Exp</b>	<b>(\$)Median</b>
43-4151	Order Clerks	370	14.77	9.86	17.22	14.56
43-4161	Human Resources Assistants, Except Payroll and Timekeeping	300	18.07	13.39	20.41	17.22
43-4171	Receptionists and Information Clerks	2,410	12.37	9.33	13.89	11.99
43-4181	Reservation and Transportation Ticket Agents and Travel Clerks	10	13.58	12.89	13.92	13.41
43-4199	Information and Record Clerks, All Other	260	15.39	10.76	17.71	15.62
43-5011	Cargo and Freight Agents	NA	23.51	22.06	24.24	23.36
43-5021	Couriers and Messengers	290	12.09	8.72	13.78	11.92
43-5031	Police, Fire, and Ambulance Dispatchers	150	17.84	13.81	19.86	17.02
43-5032	Dispatchers, Except Police, Fire, and Ambulance	230	17.06	12.39	19.40	14.79
43-5061	Production, Planning, and Expediting Clerks	670	20.49	13.49	23.98	20.23
43-5071	Shipping, Receiving, and Traffic Clerks	1,240	13.42	8.75	15.75	11.83
43-5081	Stock Clerks and Order Fillers	2,850	10.61	7.19	12.33	9.57
43-5111	Weighers, Measurers, Checkers, and Samplers, Recordkeeping	110	15.00	10.19	17.41	14.16
43-6011	Executive Secretaries and Administrative Assistants	5,340	19.14	14.09	21.66	18.55
43-6012	Legal Secretaries	1,010	21.11	15.44	23.95	20.91
43-6013	Medical Secretaries	1,290	14.71	11.82	16.15	14.64
43-6014	Secretaries, Except Legal, Medical, and Executive	3,220	15.18	10.53	17.51	14.54
43-9011	Computer Operators	510	18.32	12.54	21.22	17.69
43-9021	Data Entry Keyers	780	12.69	10.21	13.93	11.86
43-9022	Word Processors and Typists	270	17.94	12.82	20.51	17.82
43-9031	Desktop Publishers	30	18.78	11.95	22.19	19.03
43-9041	Insurance Claims and Policy Processing Clerks	510	16.13	12.43	17.97	15.57
43-9051	Mail Clerks and Mail Machine Operators, Except Postal Service	540	12.55	10.04	13.80	11.77
43-9061	Office Clerks, General	10,000	12.70	7.85	15.12	12.44
43-9071	Office Machine Operators, Except Computer	160	13.45	10.56	14.89	13.25
43-9081	Proofreaders and Copy Markers	20	18.11	11.20	21.57	18.39
43-9199	Office and Administrative Support Workers, All Other	390	17.54	10.94	20.84	15.94
<b>45-0000</b>	<b><u>Farming, Fishing, and Forestry Occupations</u></b>	130	16.60	11.51	19.15	16.46
45-2092	Farmworkers and Laborers, Crop, Nursery, and Greenhouse	30	13.40	9.59	15.30	14.57
45-2093	Farmworkers, Farm and Ranch Animals	10	10.01	7.85	11.09	8.61

Delaware Wages 2006 - New Castle County

CODE	OCCUPATIONAL TITLES	Empl	(\$)Mean	(\$)Entry	(\$)Exp	(\$)Median
<b>47-0000</b>	<b><u>Construction and Extraction Occupations</u></b>	15,160	20.71	12.75	24.68	19.90
47-1011	First-Line Super./Managers of Construction Trades and Extraction Workers	1,060	30.61	22.01	34.91	29.62
47-2021	Brickmasons and Blockmasons	290	22.92	17.21	25.78	24.17
47-2031	Carpenters	2,130	22.24	15.78	25.46	21.98
47-2041	Carpet Installers	NA	16.81	12.75	18.83	16.78
47-2042	Floor Layers, Except Carpet, Wood, and Hard Tiles	70	16.55	11.13	19.26	16.41
47-2044	Tile and Marble Setters	NA	27.72	22.61	30.27	28.32
47-2051	Cement Masons and Concrete Finishers	380	19.93	14.26	22.77	19.74
47-2061	Construction Laborers	2,760	13.96	9.45	16.21	13.39
47-2071	Paving, Surfacing, and Tamping Equipment Operators	270	19.96	15.03	22.43	19.69
47-2073	Operating Engineers and Other Construction Equipment Operators	890	21.15	16.41	23.53	20.81
47-2081	Drywall and Ceiling Tile Installers	NA	20.10	13.09	23.60	19.44
47-2111	Electricians	1,680	25.65	17.29	29.84	25.57
47-2131	Insulation Workers, Floor, Ceiling, and Wall	NA	19.27	13.35	22.23	18.36
47-2132	Insulation Workers, Mechanical	270	21.50	14.41	25.05	21.05
47-2141	Painters, Construction and Maintenance	530	17.79	12.60	20.39	17.40
47-2151	Pipelayers	140	17.42	13.23	19.52	18.29
47-2152	Plumbers, Pipefitters, and Steamfitters	1,460	24.44	17.68	27.83	23.19
47-2161	Plasterers and Stucco Masons	60	19.09	14.27	21.50	19.30
47-2181	Roofers	260	16.26	11.26	18.76	16.69
47-2211	Sheet Metal Workers	560	21.42	15.23	24.52	20.81
47-2221	Structural Iron and Steel Workers	140	22.29	16.18	25.34	20.92
47-3011	Helpers--Brick-, Block-, and Stonemasons, and Tile and Marble Setters	NA	16.64	11.27	19.32	15.21
47-3012	Helpers--Carpenters	240	12.15	8.82	13.82	11.44
47-3013	Helpers--Electricians	390	13.58	10.45	15.14	13.55
47-3014	Helpers--Painters, Paperhangers, Plasterers, and Stucco Masons	NA	13.12	11.94	13.71	13.42
47-3015	Helpers--Pipelayers, Plumbers, Pipefitters, and Steamfitters	170	13.12	10.31	14.53	12.85
47-3019	Helpers, Construction Trades, All Other	40	11.27	9.76	12.02	10.61
47-4011	Construction and Building Inspectors	190	22.12	17.70	24.33	21.20
47-4071	Septic Tank Servicers and Sewer Pipe Cleaners	40	14.96	11.56	16.66	14.06
47-4099	Construction and Related Workers, All Other	NA	16.52	13.06	18.26	14.13

Delaware Wages 2006 - New Castle County

CODE	OCCUPATIONAL TITLES	Empl	(\$)Mean	(\$)Entry	(\$)Exp	(\$)Median
<b>49-0000</b>	<b><u>Installation, Maintenance, and Repair Occupations</u></b>	10,060	20.11	12.60	23.86	19.23
49-1011	First-Line Supervisors/Managers of Mechanics, Installers, and Repairers	690	30.30	21.00	34.95	29.55
49-2011	Computer, Automated Teller, and Office Machine Repairers	370	17.64	12.05	20.44	17.29
49-2022	Telecom. Equipment Installers and Repairers, Except Line Installers	120	27.70	24.76	29.17	27.60
49-2093	Electrical and Electronics Installers and Repairers, Trans. Equipment	40	16.70	13.51	18.30	16.13
49-2094	Electrical and Electronics Repairers, Commercial and Industrial Equipment	NA	22.24	18.63	24.04	21.94
49-2096	Electronic Equipment Installers and Repairers, Motor Vehicles	100	16.43	10.76	19.27	14.61
49-2097	Electronic Home Entertainment Equipment Installers and Repairers	160	16.73	11.28	19.45	18.04
49-2098	Security and Fire Alarm Systems Installers	110	17.58	9.69	21.52	17.82
49-3011	Aircraft Mechanics and Service Technicians	250	22.82	19.52	24.46	21.89
49-3021	Automotive Body and Related Repairers	310	18.99	12.10	22.43	18.77
49-3023	Automotive Service Technicians and Mechanics	1,460	17.72	11.09	21.04	17.11
49-3031	Bus and Truck Mechanics and Diesel Engine Specialists	380	21.45	16.25	24.04	20.88
49-3042	Mobile Heavy Equipment Mechanics, Except Engines	200	22.79	18.67	24.85	23.09
49-3052	Motorcycle Mechanics	40	17.48	15.84	18.30	16.98
49-3053	Outdoor Power Equipment and Other Small Engine Mechanics	NA	16.26	12.66	18.06	15.51
49-3092	Recreational Vehicle Service Technicians	20	16.78	14.73	17.81	16.42
49-3093	Tire Repairers and Changers	100	10.75	8.85	11.69	10.30
49-9021	Heating, Air Conditioning, and Refrigeration Mechanics and Installers	710	20.96	15.18	23.85	20.80
49-9031	Home Appliance Repairers	160	15.61	11.23	17.81	14.06
49-9041	Industrial Machinery Mechanics	370	26.17	17.58	30.46	26.64
49-9042	Maintenance and Repair Workers, General	2,300	18.72	12.77	21.69	17.99
49-9043	Maintenance Workers, Machinery	30	17.16	11.04	20.22	17.70
49-9044	Millwrights	170	26.95	18.55	31.15	29.34
49-9052	Telecommunications Line Installers and Repairers	260	24.18	17.08	27.73	26.38
49-9062	Medical Equipment Repairers	80	13.95	9.76	16.05	13.68
49-9063	Musical Instrument Repairers and Tuners	NA	12.00	7.70	14.16	11.59
49-9091	Coin, Vending, and Amusement Machine Servicers and Repairers	180	14.77	10.77	16.77	15.16
49-9094	Locksmiths and Safe Repairers	10	21.50	19.58	22.46	21.31
49-9098	Helpers--Installation, Maintenance, and Repair Workers	430	13.17	9.06	15.23	12.49
49-9099	Installation, Maintenance, and Repair Workers, All Other	240	16.47	10.90	19.25	16.15



Delaware Wages 2006 - New Castle County

CODE	OCCUPATIONAL TITLES	Empl	(\$Mean	(\$Entry	(\$Exp	(\$Median
<b>51-0000</b>	<b><u>Production Occupations</u></b>	13,590	19.46	11.23	23.58	19.00
51-1011	First-Line Supervisors/Managers of Production and Operating Workers	860	30.74	20.17	36.02	30.86
51-2022	Electrical and Electronic Equipment Assemblers	70	17.07	11.82	19.70	15.15
51-2023	Electromechanical Equipment Assemblers	10	16.47	12.66	18.38	17.03
51-2041	Structural Metal Fabricators and Fitters	160	19.54	14.55	22.04	19.58
51-2092	Team Assemblers	2,200	19.80	13.27	23.07	19.66
51-3011	Bakers	350	10.43	7.87	11.72	10.26
51-3021	Butchers and Meat Cutters	100	16.68	12.14	18.96	17.89
51-3092	Food Batchmakers	60	10.81	7.61	12.40	11.87
51-4011	Computer-Controlled Machine Tool Operators, Metal and Plastic	80	19.25	13.13	22.30	18.69
51-4021	Extruding and Drawing Machine Operators, and Tenders, Metal and Plastic	160	17.45	14.86	18.74	16.30
51-4023	Rolling Machine Setters, Operators, and Tenders, Metal and Plastic	70	19.82	14.31	22.57	19.70
51-4031	Cutting, Punching, and Press Machine Operators, Metal and Plastic	120	13.10	9.61	14.85	12.30
51-4032	Drilling and Boring Machine Tool Operators and Tenders, Metal and Plastic	30	15.76	10.74	18.27	15.21
51-4033	Grinding, Polishing, and Buffing Machine Tool Operators, Metal and Plastic	50	15.65	12.07	17.44	15.14
51-4034	Lathe and Turning Machine Tool Operators, Metal and Plastic	20	17.87	9.85	21.88	17.61
51-4041	Machinists	450	22.47	18.03	24.70	21.63
51-4072	Molding, Coremaking, and Casting Machine Operators, Metal and Plastic	50	13.62	9.98	15.44	12.90
51-4121	Welders, Cutters, Solderers, and Brazers	410	20.05	13.78	23.19	19.65
51-5011	Bindery Workers	70	13.50	9.57	15.47	11.29
51-5021	Job Printers	210	18.98	14.27	21.34	18.62
51-5022	Prepress Technicians and Workers	120	16.41	12.49	18.37	16.21
51-5023	Printing Machine Operators	270	14.72	10.22	16.98	13.34
51-6011	Laundry and Dry-Cleaning Workers	420	9.89	6.97	11.34	9.29
51-6021	Pressers, Textile, Garment, and Related Materials	90	11.56	9.82	12.43	11.94
51-6031	Sewing Machine Operators	90	11.28	8.72	12.56	11.10
51-6041	Shoe and Leather Workers and Repairers	NA	15.15	13.34	16.05	15.72
51-6052	Tailors, Dressmakers, and Custom Sewers	20	16.24	11.80	18.46	14.41
51-6091	Extruding and Forming Machine Operators, Synthetic and Glass Fibers	NA	13.93	12.61	14.58	13.01
51-6093	Upholsterers	40	17.67	12.71	20.14	18.43
51-6099	Textile, Apparel, and Furnishings Workers, All Other	NA	13.83	7.92	16.78	14.97
51-7011	Cabinetmakers and Bench Carpenters	80	14.38	10.15	16.50	13.88

Delaware Wages 2006 - New Castle County


CODE	OCCUPATIONAL TITLES	Empl	(\$)Mean	(\$)Entry	(\$)Exp	(\$)Median
51-7021	Furniture Finishers	10	11.94	7.71	14.06	10.70
51-8012	Power Distributors and Dispatchers	40	33.10	28.45	35.43	33.88
51-8013	Power Plant Operators	140	29.65	26.44	31.26	29.66
51-8021	Stationary Engineers and Boiler Operators	40	25.20	17.03	29.28	26.35
51-8031	Water and Liquid Waste Treatment Plant and System Operators	90	21.34	16.51	23.76	21.26
51-9011	Chemical Equipment Operators and Tenders	280	24.05	19.07	26.55	24.29
51-9012	Separating, Filtering, Clarifying, Precipitating, and Still Machine Operators	20	14.83	11.70	16.40	13.55
51-9021	Crushing, Grinding, and Polishing Machine Setters, Operators, and Tenders	40	14.73	10.21	17.00	15.89
51-9023	Mixing and Blending Machine Setters, Operators, and Tenders	NA	17.41	12.92	19.65	17.27
51-9031	Cutters and Trimmers, Hand	10	14.27	12.40	15.20	14.24
51-9032	Cutting and Slicing Machine Setters, Operators, and Tenders	40	14.54	11.68	15.97	13.82
51-9041	Extruding, Forming, Pressing, and Compacting Machine Operators	NA	13.76	12.31	14.49	13.02
51-9051	Furnace, Kiln, Oven, Drier, and Kettle Operators and Tenders	90	13.40	12.08	14.06	13.18
51-9061	Inspectors, Testers, Sorters, Samplers, and Weighers	340	19.01	12.47	22.29	17.84
51-9071	Jewelers and Precious Stone and Metal Workers	30	15.06	8.62	18.27	12.96
51-9082	Medical Appliance Technicians	50	15.99	10.63	18.67	15.80
51-9111	Packaging and Filling Machine Operators and Tenders	450	15.88	9.58	19.03	16.84
51-9121	Coating, Painting, and Spraying Machine Setters, Operators, and Tenders	50	15.63	13.03	16.92	15.82
51-9122	Painters, Transportation Equipment	70	19.04	14.04	21.54	18.80
51-9131	Photographic Process Workers	40	10.87	7.96	12.33	10.75
51-9132	Photographic Processing Machine Operators	NA	15.03	9.06	18.01	10.91
51-9195	Molders, Shapers, and Casters, Except Metal and Plastic	50	10.77	9.37	11.47	10.56
51-9198	Helpers--Production Workers	490	10.46	7.93	11.73	10.07
51-9199	Production Workers, All Other	170	20.37	9.15	25.98	18.30
<b>53-0000</b>	<b><u>Transportation and Material Moving Occupations</u></b>	<b>16,680</b>	<b>14.75</b>	<b>8.96</b>	<b>17.65</b>	<b>13.39</b>
53-1021	First-Line Super./Managers of Helpers, Laborers, and Material Movers, Hand	240	23.17	16.48	26.52	22.62
53-1031	First-Line Supervisors/Managers of Transportation Vehicle Operators	420	24.89	17.85	28.41	24.57
53-2011	Airline Pilots, Copilots, and Flight Engineers	30	N/A	N/A	N/A	N/A
53-2012	Commercial Pilots	70	<b>111,263</b>	<b>70,350</b>	<b>131,719</b>	<b>104,192</b>
53-3011	Ambulance Drivers and Attendants, Except Emergency Medical Technicians	40	10.07	7.76	11.23	10.16
53-3022	Bus Drivers, School	1,000	12.97	10.44	14.23	13.30

Delaware Wages 2006 - New Castle County

<b>CODE</b>	<b>OCCUPATIONAL TITLES</b>	<b>Empl</b>	<b>(\$)Mean</b>	<b>(\$)Entry</b>	<b>(\$)Exp</b>	<b>(\$)Median</b>
53-3031	Driver/Sales Workers	510	13.60	8.37	16.21	12.89
53-3032	Truck Drivers, Heavy and Tractor-Trailer	2,450	18.32	13.60	20.68	17.94
53-3033	Truck Drivers, Light or Delivery Services	1,900	14.60	9.31	17.25	13.76
53-3041	Taxi Drivers and Chauffeurs	290	11.44	8.22	13.05	11.66
53-3099	Motor Vehicle Operators, All Other	NA	16.13	12.44	17.98	15.48
53-5021	Captains, Mates, and Pilots of Water Vessels	50	21.43	17.53	23.39	20.25
53-6021	Parking Lot Attendants	280	9.37	7.62	10.25	8.70
53-6031	Service Station Attendants	NA	8.46	8.12	8.63	8.56
53-6051	Transportation Inspectors	30	26.51	16.72	31.41	19.25
53-7011	Conveyor Operators and Tenders	NA	15.15	11.40	17.02	14.65
53-7021	Crane and Tower Operators	90	18.08	10.42	21.91	17.69
53-7032	Excavating and Loading Machine and Dragline Operators	60	19.25	13.68	22.03	20.00
53-7041	Hoist and Winch Operators	20	17.82	11.35	21.06	15.62
53-7051	Industrial Truck and Tractor Operators	940	15.05	10.34	17.40	13.81
53-7061	Cleaners of Vehicles and Equipment	470	9.84	6.87	11.32	8.42
53-7062	Laborers and Freight, Stock, and Material Movers, Hand	3,140	13.49	8.85	15.80	12.44
53-7063	Machine Feeders and Offbearers	NA	17.54	11.74	20.45	18.51
53-7081	Refuse and Recyclable Material Collectors	320	16.16	13.43	17.52	15.92
53-7121	Tank Car, Truck, and Ship Loaders	580	21.60	14.14	25.33	23.39

---

# KENT COUNTY



Delaware Wages 2006 - Kent County

CODE	OCCUPATIONAL TITLES	Empl	(\$)Mean	(\$)Entry	(\$)Exp	(\$)Median
<b>00-0000</b>	<b>Total all occupations</b>	57,810	17.15	8.25	21.60	13.90
<b>11-0000</b>	<b><u>Management Occupations</u></b>	2,130	39.12	19.24	49.06	34.71
11-1011	Chief Executives	90	50.98	31.30	60.82	48.07
11-1021	General and Operations Managers	490	41.48	22.02	51.22	34.67
11-1031	Legislators	210	20.82	6.83	27.82	7.66
11-2011	Advertising and Promotions Managers	20	38.34	18.75	48.13	34.00
11-2021	Marketing Managers	20	47.20	26.52	57.55	44.27
11-2022	Sales Managers	80	51.63	24.80	65.04	50.41
11-3011	Administrative Services Managers	70	31.28	20.06	36.88	28.54
11-3021	Computer and Information Systems Managers	100	44.64	31.32	51.30	42.89
11-3031	Financial Managers	110	40.72	20.60	50.78	38.66
11-3041	Compensation and Benefits Managers	20	38.39	24.43	45.37	42.00
11-3051	Industrial Production Managers	40	37.29	20.80	45.53	31.44
11-3061	Purchasing Managers	20	40.02	29.35	45.35	36.83
11-3071	Transportation, Storage, and Distribution Managers	30	30.37	23.29	33.91	28.25
11-9021	Construction Managers	60	36.96	21.20	44.84	33.18
11-9031	Education Administrators, Preschool and Child Care Center/Program	20	16.91	13.95	18.39	16.81
11-9032	Education Administrators, Elementary and Secondary School	130	<b>95,250</b>	<b>78,654</b>	<b>103,548</b>	<b>90,804</b>
11-9033	Education Administrators, Postsecondary	80	37.60	21.41	45.69	33.33
11-9041	Engineering Managers	40	49.52	35.67	56.44	50.46
11-9051	Food Service Managers	110	25.62	20.53	28.17	23.85
11-9061	Funeral Directors	10	28.80	23.07	31.67	29.11
11-9081	Lodging Managers	10	26.38	20.23	29.46	21.73
11-9111	Medical and Health Services Managers	100	34.27	24.37	39.22	33.64
11-9121	Natural Sciences Managers	30	46.25	38.37	50.19	46.57
11-9141	Property, Real Estate, and Community Association Managers	10	35.06	28.99	38.10	34.43
11-9151	Social and Community Service Managers	80	28.51	19.24	33.14	27.87
11-9199	Managers, All Other	90	79.39	30.70	103.74	N/A

Delaware Wages 2006 - Kent County

<b>CODE</b>	<b>OCCUPATIONAL TITLES</b>	<b>Empl</b>	<b>(\$)Mean</b>	<b>(\$)Entry</b>	<b>(\$)Exp</b>	<b>(\$)Median</b>
<b><u>13-0000</u></b>	<b><u>Business and Financial Operations Occupations</u></b>	2,250	25.82	16.06	30.70	24.11
13-1022	Wholesale and Retail Buyers, Except Farm Products	80	26.19	14.75	31.91	26.07
13-1023	Purchasing Agents, Except Wholesale, Retail, and Farm Products	80	23.53	16.64	26.98	21.98
13-1031	Claims Adjusters, Examiners, and Investigators	60	24.45	17.89	27.73	24.30
13-1041	Compliance Officers, Except Ag., Const., Health and Safety, and Trans.	120	22.97	16.74	26.09	22.30
13-1051	Cost Estimators	110	25.74	18.26	29.48	23.24
13-1071	Employment, Recruitment, and Placement Specialists	70	20.36	17.24	21.92	20.62
13-1072	Compensation, Benefits, and Job Analysis Specialists	140	25.52	18.93	28.82	25.61
13-1073	Training and Development Specialists	160	24.16	14.71	28.89	24.35
13-1079	Human Resources, Training, and Labor Relations Specialists, All Other	130	17.06	7.94	21.62	11.90
13-1081	Logisticians	20	29.46	24.85	31.77	28.78
13-1111	Management Analysts	140	31.60	22.65	36.07	28.66
13-1199	Business Operations Specialists, All Other	240	27.43	17.70	32.29	24.53
13-2011	Accountants and Auditors	390	27.42	18.25	32.01	24.91
13-2021	Appraisers and Assessors of Real Estate	70	27.97	19.55	32.19	25.25
13-2031	Budget Analysts	40	28.87	20.66	32.98	27.23
13-2041	Credit Analysts	NA	16.94	12.68	19.07	13.20
13-2051	Financial Analysts	60	33.27	25.53	37.14	32.58
13-2052	Personal Financial Advisors	NA	33.34	18.54	40.74	34.40
13-2053	Insurance Underwriters	NA	30.89	18.71	36.98	30.03
13-2072	Loan Officers	120	23.27	17.09	26.36	22.03
13-2081	Tax Examiners, Collectors, and Revenue Agents	30	25.30	13.27	31.31	23.15
13-2099	Financial Specialists, All Other	40	N/A	N/A	N/A	N/A
<b><u>15-0000</u></b>	<b><u>Computer and Mathematical Occupations</u></b>	980	31.96	19.65	38.12	30.30
15-1021	Computer Programmers	130	32.41	23.43	36.90	29.52
15-1031	Computer Software Engineers, Applications	60	45.39	31.41	52.38	42.75
15-1032	Computer Software Engineers, Systems Software	90	39.45	26.67	45.84	42.10
15-1041	Computer Support Specialists	200	24.18	16.13	28.21	24.66
15-1051	Computer Systems Analysts	130	38.01	23.68	45.17	38.50
15-1061	Database Administrators	120	31.38	22.92	35.61	32.23

Delaware Wages 2006 - Kent County

<b>CODE</b>	<b>OCCUPATIONAL TITLES</b>	<b>Empl</b>	<b>(\$)Mean</b>	<b>(\$)Entry</b>	<b>(\$)Exp</b>	<b>(\$)Median</b>
15-1071	Network and Computer Systems Administrators	100	28.91	18.27	34.23	24.39
15-1081	Network Systems and Data Communications Analysts	100	32.28	19.31	38.77	33.54
15-1099	Computer Specialists, All Other	20	29.45	22.00	33.17	30.20
<b><u>17-0000</u></b>	<b><u>Architecture and Engineering Occupations</u></b>	<b>930</b>	<b>28.18</b>	<b>17.34</b>	<b>33.60</b>	<b>26.77</b>
17-1011	Architects, Except Landscape and Naval	40	34.53	28.09	37.75	35.17
17-1022	Surveyors	210	20.78	15.59	23.37	20.81
17-2051	Civil Engineers	240	33.54	24.32	38.16	32.77
17-2071	Electrical Engineers	10	33.26	26.39	36.69	32.67
17-2081	Environmental Engineers	20	32.17	27.72	34.40	32.25
17-2112	Industrial Engineers	130	38.06	25.06	44.56	38.25
17-3011	Architectural and Civil Drafters	40	19.73	13.43	22.88	19.47
17-3013	Mechanical Drafters	10	18.51	15.32	20.10	18.08
17-3022	Civil Engineering Technicians	40	19.47	15.90	21.26	18.25
17-3023	Electrical and Electronic Engineering Technicians	40	31.07	28.48	32.37	32.32
17-3025	Environmental Engineering Technicians	20	18.27	15.67	19.57	17.77
17-3026	Industrial Engineering Technicians	30	21.12	14.45	24.45	20.69
17-3031	Surveying and Mapping Technicians	30	16.55	14.03	17.81	16.62
<b><u>19-0000</u></b>	<b><u>Life, Physical, and Social Science Occupations</u></b>	<b>570</b>	<b>25.17</b>	<b>15.92</b>	<b>29.79</b>	<b>25.61</b>
19-2031	Chemists	30	28.33	26.28	29.36	28.38
19-2041	Environmental Scientists and Specialists, Including Health	100	27.71	21.10	31.02	27.67
19-3021	Market Research Analysts	70	22.04	14.11	26.00	20.28
19-3051	Urban and Regional Planners	70	29.35	22.50	32.78	29.36
19-3093	Historians	30	17.61	13.40	19.71	16.45
19-4021	Biological Technicians	20	13.64	10.57	15.18	11.95
19-4031	Chemical Technicians	40	16.01	11.19	18.42	16.15
19-4091	Environmental Science and Protection Technicians, Including Health	20	25.58	18.71	29.02	26.30
<b><u>21-0000</u></b>	<b><u>Community and Social Services Occupations</u></b>	<b>1,120</b>	<b>20.04</b>	<b>12.53</b>	<b>23.80</b>	<b>19.82</b>
21-1012	Educational, Vocational, and School Counselors	160	25.96	17.92	29.98	26.47
21-1015	Rehabilitation Counselors	190	19.22	10.60	23.54	18.97

Delaware Wages 2006 - Kent County

CODE	OCCUPATIONAL TITLES	Empl	(\$)Mean	(\$)Entry	(\$)Exp	(\$)Median
21-1021	Child, Family, and School Social Workers	290	19.73	14.01	22.59	20.18
21-1022	Medical and Public Health Social Workers	40	23.50	18.54	25.98	22.75
21-1023	Mental Health and Substance Abuse Social Workers	40	25.09	19.44	27.92	27.34
21-1093	Social and Human Service Assistants	100	13.89	9.91	15.88	14.29
21-1099	Community and Social Service Specialists, All Other	150	15.89	11.21	18.23	15.81
<b>23-0000</b>	<b><u>Legal Occupations</u></b>	450	33.14	16.48	41.47	25.17
23-1011	Lawyers	150	47.03	28.74	56.18	43.66
23-2011	Paralegals and Legal Assistants	130	20.26	15.42	22.68	18.95
23-2092	Law Clerks	60	22.31	18.73	24.10	22.16
23-2093	Title Examiners, Abstractors, and Searchers	40	15.87	10.36	18.62	16.20
<b>25-0000</b>	<b><u>Education, Training, and Library Occupations</u></b>	4,250	21.00	11.36	25.82	20.24
25-1021	Computer Science Teachers, Postsecondary	40	<b>68,551</b>	<b>36,835</b>	<b>84,409</b>	<b>65,529</b>
25-2011	Preschool Teachers, Except Special Education	80	10.89	8.41	12.13	10.46
25-2012	Kindergarten Teachers, Except Special Education	70	<b>46,039</b>	<b>30,379</b>	<b>53,869</b>	<b>44,234</b>
25-2021	Elementary School Teachers, Except Special Education	1,090	<b>43,646</b>	<b>27,946</b>	<b>51,496</b>	<b>42,838</b>
25-2022	Middle School Teachers, Except Special and Vocational Education	300	<b>43,694</b>	<b>27,705</b>	<b>51,688</b>	<b>43,286</b>
25-2031	Secondary School Teachers, Except Special and Vocational Education	380	<b>50,570</b>	<b>38,197</b>	<b>56,757</b>	<b>48,478</b>
25-2032	Vocational Education Teachers, Secondary School	100	<b>55,389</b>	<b>40,737</b>	<b>62,715</b>	<b>55,494</b>
25-2042	Special Education Teachers, Middle School	100	<b>46,791</b>	<b>37,242</b>	<b>51,566</b>	<b>45,676</b>
25-2043	Special Education Teachers, Secondary School	110	<b>52,638</b>	<b>39,427</b>	<b>59,243</b>	<b>50,791</b>
25-3021	Self-Enrichment Education Teachers	70	23.73	12.11	29.54	25.30
25-4021	Librarians	110	25.02	18.19	28.43	25.50
25-4031	Library Technicians	30	17.81	12.34	20.54	15.86
25-9031	Instructional Coordinators	50	31.08	17.38	37.93	30.72
25-9041	Teacher Assistants	860	<b>27,056</b>	<b>17,157</b>	<b>32,006</b>	<b>23,727</b>
<b>27-0000</b>	<b><u>Arts, Design, Entertainment, Sports, and Media Occupations</u></b>	540	17.02	8.69	21.18	15.72
27-1021	Commercial and Industrial Designers	NA	24.47	15.04	29.18	25.78
27-1023	Floral Designers	30	9.93	7.88	10.95	9.37
27-1024	Graphic Designers	60	18.16	11.82	21.33	16.77



Delaware Wages 2006 - Kent County

CODE	OCCUPATIONAL TITLES	Empl	(\$)Mean	(\$)Entry	(\$)Exp	(\$)Median
27-1026	Merchandise Displayers and Window Trimmers	NA	14.95	9.99	17.43	16.54
27-3012	Public Address System and Other Announcers	10	17.17	13.17	19.18	17.61
27-3022	Reporters and Correspondents	NA	15.25	12.11	16.82	13.41
27-3031	Public Relations Specialists	50	23.95	18.41	26.72	22.96
27-3041	Editors	NA	20.61	16.33	22.75	17.06
27-4021	Photographers	30	N/A	N/A	N/A	N/A
<b>29-0000</b>	<b><u>Healthcare Practitioners and Technical Occupations</u></b>	2,130	30.24	13.08	38.83	25.35
29-1011	Chiropractors	10	36.91	27.37	41.68	31.21
29-1021	Dentists, General	20	84.25	N/A	N/A	N/A
29-1031	Dietitians and Nutritionists	20	21.44	17.68	23.33	21.00
29-1041	Optometrists	10	71.28	35.01	89.41	44.84
29-1051	Pharmacists	110	43.82	29.45	51.00	48.35
29-1062	Family and General Practitioners	20	65.74	51.84	72.69	69.81
29-1064	Obstetricians and Gynecologists	20	88.12	N/A	N/A	N/A
29-1069	Physicians and Surgeons, All Other	20	N/A	N/A	N/A	N/A
29-1071	Physician Assistants	NA	39.21	36.84	40.40	40.15
29-1111	Registered Nurses	550	27.60	21.73	30.53	27.78
29-1123	Physical Therapists	50	30.01	22.83	33.60	30.91
29-1126	Respiratory Therapists	NA	23.52	20.46	25.04	23.74
29-1131	Veterinarians	60	51.00	32.75	60.13	58.09
29-2021	Dental Hygienists	NA	27.64	25.16	28.88	27.27
29-2034	Radiologic Technologists and Technicians	NA	23.33	19.86	25.07	23.39
29-2041	Emergency Medical Technicians and Paramedics	80	16.39	10.45	19.36	17.63
29-2052	Pharmacy Technicians	NA	9.51	7.11	10.70	9.34
29-2056	Veterinary Technologists and Technicians	60	13.36	9.64	15.23	12.66
29-2061	Licensed Practical and Licensed Vocational Nurses	220	19.76	15.16	22.06	18.60
29-2071	Medical Records and Health Information Technicians	30	13.43	10.58	14.85	13.49
29-2081	Opticians, Dispensing	100	12.37	7.85	14.63	12.51
29-9011	Occupational Health and Safety Specialists	70	34.28	23.90	39.46	35.24

Delaware Wages 2006 - Kent County

<b>CODE</b>	<b>OCCUPATIONAL TITLES</b>	<b>Empl</b>	<b>(\$)Mean</b>	<b>(\$)Entry</b>	<b>(\$)Exp</b>	<b>(\$)Median</b>
<b><u>31-0000</u></b>	<b><u>Healthcare Support Occupations</u></b>	1,250	13.89	9.73	15.97	13.28
31-1011	Home Health Aides	120	8.34	7.76	8.64	8.09
31-1012	Nursing Aides, Orderlies, and Attendants	680	13.46	10.61	14.88	13.13
31-9091	Dental Assistants	100	14.78	11.95	16.19	15.17
31-9092	Medical Assistants	140	12.80	10.23	14.08	12.13
31-9094	Medical Transcriptionists	10	15.03	12.57	16.25	15.48
<b><u>33-0000</u></b>	<b><u>Protective Service Occupations</u></b>	1,890	18.82	10.65	22.90	18.65
33-1012	First-Line Supervisors/Managers of Police and Detectives	40	41.80	35.86	44.77	43.11
33-1099	First-Line Supervisors/Managers, Protective Service Workers, All Other	20	19.90	12.85	23.42	17.99
33-3021	Detectives and Criminal Investigators	70	26.42	18.68	30.29	26.19
33-3051	Police and Sheriff's Patrol Officers	290	24.01	17.20	27.42	23.14
33-9032	Security Guards	450	11.61	8.77	13.03	10.41
<b><u>35-0000</u></b>	<b><u>Food Preparation and Serving-Related Occupations</u></b>	5,710	8.75	6.70	9.78	7.82
35-1011	Chefs and Head Cooks	40	18.33	12.39	21.31	16.25
35-1012	First-Line Supervisors/Managers of Food Preparation and Serving Workers	420	13.94	9.55	16.13	13.36
35-2011	Cooks, Fast Food	220	7.83	6.88	8.30	7.80
35-2012	Cooks, Institution and Cafeteria	50	11.34	9.87	12.07	10.59
35-2014	Cooks, Restaurant	290	10.64	8.75	11.58	10.50
35-2015	Cooks, Short Order	NA	9.32	7.00	10.48	9.21
35-2021	Food Preparation Workers	570	8.26	7.35	8.71	8.07
35-3011	Bartenders	180	8.37	6.60	9.26	7.62
35-3021	Combined Food Preparation and Serving Workers, Including Fast Food	1,400	7.52	6.74	7.91	7.19
35-3022	Counter Attendants, Cafeteria, Food Concession, and Coffee Shop	480	9.90	7.42	11.14	9.47
35-3031	Waiters and Waitresses	1,120	7.60	6.64	8.08	6.88
35-3041	Food Servers, Nonrestaurant	70	8.61	6.78	9.52	7.57
35-9011	Dining Room and Cafeteria Attendants and Bartender Helpers	230	8.79	6.87	9.75	8.32
35-9021	Dishwashers	260	7.81	6.63	8.39	7.38
35-9031	Hosts and Hostesses, Restaurant, Lounge, and Coffee Shop	160	8.13	6.93	8.74	8.07

Delaware Wages 2006 - Kent County

<b>CODE</b>	<b>OCCUPATIONAL TITLES</b>	<b>Empl</b>	<b>(\$)Mean</b>	<b>(\$)Entry</b>	<b>(\$)Exp</b>	<b>(\$)Median</b>
<b><u>37-0000</u></b>	<b><u>Building and Grounds Cleaning and Maintenance Occupations</u></b>	1,840	10.55	7.65	12.00	9.74
37-1011	First-Line Supervisors/Managers of Housekeeping and Janitorial Workers	220	14.06	11.07	15.55	13.35
37-1012	First-Line Supervisors/Managers of Landscaping, Lawn Service Workers	30	21.27	14.14	24.83	21.16
37-2011	Janitors and Cleaners, Except Maids and Housekeeping Cleaners	890	9.73	7.46	10.86	9.09
37-2012	Maids and Housekeeping Cleaners	280	7.99	7.26	8.35	8.01
37-3011	Landscaping and Groundskeeping Workers	410	11.18	9.02	12.26	11.04
<b><u>39-0000</u></b>	<b><u>Personal Care and Service Occupations</u></b>	1,800	10.73	7.33	12.43	9.48
39-1021	First-Line Supervisors/Managers of Personal Service Workers	NA	15.18	10.11	17.72	11.97
39-2011	Animal Trainers	NA	17.97	14.09	19.91	19.68
39-2021	Nonfarm Animal Caretakers	NA	9.27	7.75	10.04	9.56
39-3031	Ushers, Lobby Attendants, and Ticket Takers	NA	8.60	6.76	9.51	7.73
39-3091	Amusement and Recreation Attendants	130	8.71	6.72	9.70	8.24
39-4021	Funeral Attendants	10	12.80	9.38	14.51	12.10
39-5012	Hairdressers, Hairstylists, and Cosmetologists	190	14.66	10.15	16.92	13.60
39-5093	Shampooers	NA	7.12	6.62	7.37	6.87
39-9011	Child Care Workers	400	9.81	6.83	11.29	8.76
39-9032	Recreation Workers	120	11.10	7.55	12.88	9.40
<b><u>41-0000</u></b>	<b><u>Sales and Related Occupations</u></b>	7,130	13.73	7.33	16.93	9.70
41-1011	First-Line Supervisors/Managers of Retail Sales Workers	510	16.77	10.97	19.67	15.12
41-1012	First-Line Supervisors/Managers of Non-Retail Sales Workers	60	29.93	16.59	36.60	27.20
41-2011	Cashiers	1,900	8.33	6.80	9.10	7.94
41-2012	Gaming Change Persons and Booth Cashiers	210	9.20	6.94	10.33	9.24
41-2021	Counter and Rental Clerks	210	9.37	6.80	10.66	8.19
41-2022	Parts Salespersons	170	11.92	6.83	14.46	11.78
41-2031	Retail Salespersons	2,940	12.31	7.44	14.75	9.50
41-3011	Advertising Sales Agents	NA	28.22	17.82	33.42	31.67
41-3021	Insurance Sales Agents	260	23.66	11.32	29.82	18.73
41-3099	Sales Representatives, Services, All Other	100	35.44	15.65	45.33	27.74
41-4011	Sales Representatives, Wholesale and Manuf., Tech. and Scientific Products	80	40.25	16.34	52.21	45.42

Delaware Wages 2006 - Kent County

<b>CODE</b>	<b>OCCUPATIONAL TITLES</b>	<b>Empl</b>	<b>(\$)Mean</b>	<b>(\$)Entry</b>	<b>(\$)Exp</b>	<b>(\$)Median</b>
41-4012	Sales Reps., Wholesale and Manuf., Except Tech. and Scientific Products	310	24.65	13.27	30.34	19.29
41-9022	Real Estate Sales Agents	50	31.76	14.46	40.41	37.53
41-9099	Sales and Related Workers, All Other	90	16.39	7.98	20.59	13.32
<b>43-0000</b>	<b><u>Office and Administrative Support Occupations</u></b>	<b>9,790</b>	<b>13.99</b>	<b>9.10</b>	<b>16.44</b>	<b>13.10</b>
43-1011	First-Line Supervisors/Managers of Office and Admin. Support Workers	540	20.28	13.64	23.60	18.59
43-2011	Switchboard Operators, Including Answering Service	60	9.86	8.20	10.69	9.74
43-3011	Bill and Account Collectors	250	13.27	10.37	14.72	12.86
43-3021	Billing and Posting Clerks and Machine Operators	280	12.95	9.36	14.74	12.77
43-3031	Bookkeeping, Accounting, and Auditing Clerks	820	14.02	9.44	16.30	13.79
43-3051	Payroll and Timekeeping Clerks	60	13.82	8.94	16.27	13.57
43-3061	Procurement Clerks	20	17.40	13.40	19.40	17.40
43-3071	Tellers	130	9.83	8.33	10.58	9.85
43-4031	Court, Municipal, and License Clerks	110	16.43	13.68	17.81	16.27
43-4061	Eligibility Interviewers, Government Programs	20	19.39	15.81	21.17	18.44
43-4071	File Clerks	90	10.92	8.68	12.04	10.35
43-4081	Hotel, Motel, and Resort Desk Clerks	80	8.60	7.82	9.00	8.51
43-4111	Interviewers, Except Eligibility and Loan	NA	11.23	9.02	12.33	11.42
43-4131	Loan Interviewers and Clerks	100	13.87	10.60	15.51	14.17
43-4141	New Accounts Clerks	20	13.28	10.73	14.56	13.63
43-4151	Order Clerks	80	11.35	8.18	12.93	10.58
43-4161	Human Resources Assistants, Except Payroll and Timekeeping	110	16.51	12.76	18.39	16.69
43-4171	Receptionists and Information Clerks	550	10.62	8.37	11.74	10.18
43-4199	Information and Record Clerks, All Other	110	15.81	10.74	18.34	15.97
43-5011	Cargo and Freight Agents	20	17.96	15.39	19.25	16.93
43-5021	Couriers and Messengers	20	7.71	6.86	8.14	7.28
43-5031	Police, Fire, and Ambulance Dispatchers	60	16.43	13.77	17.76	16.42
43-5032	Dispatchers, Except Police, Fire, and Ambulance	60	14.95	10.44	17.20	14.54
43-5041	Meter Readers, Utilities	40	19.18	13.69	21.92	20.28
43-5061	Production, Planning, and Expediting Clerks	90	17.97	9.84	22.04	18.37
43-5071	Shipping, Receiving, and Traffic Clerks	270	14.10	9.21	16.55	13.46
43-5081	Stock Clerks and Order Fillers	850	10.96	7.87	12.50	10.33

Delaware Wages 2006 - Kent County

<b>CODE</b>	<b>OCCUPATIONAL TITLES</b>	<b>Empl</b>	<b>(\$)Mean</b>	<b>(\$)Entry</b>	<b>(\$)Exp</b>	<b>(\$)Median</b>
43-5111	Weighers, Measurers, Checkers, and Samplers, Recordkeeping	40	15.49	12.10	17.18	15.10
43-6011	Executive Secretaries and Administrative Assistants	910	19.00	13.88	21.56	17.93
43-6012	Legal Secretaries	130	14.55	11.12	16.27	13.56
43-6013	Medical Secretaries	120	11.74	10.26	12.48	11.38
43-6014	Secretaries, Except Legal, Medical, and Executive	650	14.44	10.64	16.34	14.17
43-9011	Computer Operators	90	15.81	11.84	17.80	14.75
43-9022	Word Processors and Typists	50	14.57	10.33	16.70	14.64
43-9041	Insurance Claims and Policy Processing Clerks	NA	11.70	7.74	13.68	10.66
43-9051	Mail Clerks and Mail Machine Operators, Except Postal Service	10	10.95	9.21	11.82	10.45
43-9061	Office Clerks, General	1,540	12.51	8.43	14.55	12.31
43-9071	Office Machine Operators, Except Computer	NA	12.89	9.84	14.42	12.24
43-9199	Office and Administrative Support Workers, All Other	40	16.21	12.40	18.11	15.91
<b><u>45-0000</u></b>	<b><u>Farming, Fishing, and Forestry Occupations</u></b>	140	17.00	10.42	20.29	17.33
45-2011	Agricultural Inspectors	80	19.98	15.87	22.03	20.26
<b><u>47-0000</u></b>	<b><u>Construction and Extraction Occupations</u></b>	2,980	18.01	11.14	21.45	16.59
47-1011	First-Line Super./Managers of Construction Trades and Extraction Workers	160	27.19	16.56	32.50	26.20
47-2021	Brickmasons and Blockmasons	80	18.56	14.59	20.55	19.72
47-2031	Carpenters	440	25.29	15.95	29.96	25.90
47-2051	Cement Masons and Concrete Finishers	50	20.04	13.87	23.12	19.44
47-2061	Construction Laborers	650	12.96	8.88	15.00	12.33
47-2073	Operating Engineers and Other Construction Equipment Operators	270	17.22	14.76	18.45	17.06
47-2111	Electricians	420	19.50	14.36	22.07	19.50
47-2131	Insulation Workers, Floor, Ceiling, and Wall	100	14.34	10.20	16.41	13.83
47-2141	Painters, Construction and Maintenance	40	14.58	12.93	15.40	14.38
47-2152	Plumbers, Pipefitters, and Steamfitters	130	17.15	12.41	19.51	16.37
47-2181	Roofers	20	14.19	11.61	15.48	13.87
47-2211	Sheet Metal Workers	110	19.13	13.71	21.84	17.21
47-2221	Structural Iron and Steel Workers	30	17.19	12.42	19.57	17.28
47-3013	Helpers--Electricians	100	11.44	10.16	12.07	11.67

Delaware Wages 2006 - Kent County


<b>CODE</b>	<b>OCCUPATIONAL TITLES</b>	<b>Empl</b>	<b>(\$)Mean</b>	<b>(\$)Entry</b>	<b>(\$)Exp</b>	<b>(\$)Median</b>
47-3015	Helpers--Pipelayers, Plumbers, Pipefitters, and Steamfitters	30	12.32	7.47	14.75	11.29
47-3016	Helpers--Roofers	20	11.47	9.22	12.59	11.50
47-4011	Construction and Building Inspectors	80	24.41	16.78	28.22	22.42
<b>49-0000</b>	<b><u>Installation, Maintenance, and Repair Occupations</u></b>	<b>2,870</b>	<b>18.69</b>	<b>11.60</b>	<b>22.24</b>	<b>17.47</b>
49-1011	First-Line Supervisors/Managers of Mechanics, Installers, and Repairers	220	27.92	18.48	32.64	27.99
49-2011	Computer, Automated Teller, and Office Machine Repairers	180	19.13	12.41	22.49	18.51
49-2022	Telecom. Equipment Installers and Repairers, Except Line Installers	50	21.06	11.69	25.75	20.88
49-2094	Electrical and Electronics Repairers, Commercial and Industrial Equipment	40	24.34	18.75	27.14	25.99
49-3021	Automotive Body and Related Repairers	70	19.07	10.92	23.14	18.78
49-3023	Automotive Service Technicians and Mechanics	500	16.03	11.30	18.39	15.74
49-3031	Bus and Truck Mechanics and Diesel Engine Specialists	80	18.54	15.33	20.15	18.55
49-3042	Mobile Heavy Equipment Mechanics, Except Engines	50	18.75	14.44	20.91	17.33
49-3052	Motorcycle Mechanics	NA	12.68	10.94	13.55	12.51
49-3093	Tire Repairers and Changers	NA	9.15	7.29	10.07	9.02
49-9011	Mechanical Door Repairers	70	12.52	10.28	13.64	11.64
49-9021	Heating, Air Conditioning, and Refrigeration Mechanics and Installers	130	17.13	12.72	19.34	16.56
49-9031	Home Appliance Repairers	20	13.74	9.49	15.87	14.24
49-9041	Industrial Machinery Mechanics	120	20.73	13.81	24.20	22.36
49-9042	Maintenance and Repair Workers, General	550	15.84	11.16	18.17	14.71
49-9051	Electrical Power-Line Installers and Repairers	NA	27.10	18.10	31.61	28.01
49-9052	Telecommunications Line Installers and Repairers	80	26.80	21.88	29.26	28.09
49-9091	Coin, Vending, and Amusement Machine Servicers and Repairers	60	13.90	13.00	14.35	13.66
49-9098	Helpers--Installation, Maintenance, and Repair Workers	70	12.84	9.43	14.54	12.87
49-9099	Installation, Maintenance, and Repair Workers, All Other	20	16.12	12.21	18.08	14.94
<b>51-0000</b>	<b><u>Production Occupations</u></b>	<b>3,220</b>	<b>13.20</b>	<b>7.98</b>	<b>15.81</b>	<b>12.01</b>
51-1011	First-Line Supervisors/Managers of Production and Operating Workers	150	23.52	15.73	27.41	22.29
51-2092	Team Assemblers	NA	12.83	8.61	14.94	12.92
51-3011	Bakers	100	7.93	6.60	8.59	7.67
51-3021	Butchers and Meat Cutters	60	16.52	9.18	20.19	17.80
51-4041	Machinists	60	17.25	11.76	20.00	16.22

Delaware Wages 2006 - Kent County

<b>CODE</b>	<b>OCCUPATIONAL TITLES</b>	<b>Empl</b>	<b>(\$)Mean</b>	<b>(\$)Entry</b>	<b>(\$)Exp</b>	<b>(\$)Median</b>
51-4121	Welders, Cutters, Solderers, and Brazers	100	15.83	10.29	18.60	15.29
51-5011	Bindery Workers	10	15.47	11.72	17.35	15.86
51-5022	Prepress Technicians and Workers	NA	16.33	13.23	17.87	16.44
51-5023	Printing Machine Operators	30	14.96	10.33	17.28	13.87
51-6011	Laundry and Dry-Cleaning Workers	90	9.45	7.68	10.33	8.63
51-6021	Pressers, Textile, Garment, and Related Materials	60	8.92	7.88	9.43	8.45
51-6031	Sewing Machine Operators	80	10.40	8.05	11.58	9.20
51-8021	Stationary Engineers and Boiler Operators	20	21.85	12.75	26.40	25.04
51-8031	Water and Liquid Waste Treatment Plant and System Operators	70	16.71	12.69	18.71	16.78
51-9061	Inspectors, Testers, Sorters, Samplers, and Weighers	120	15.64	11.79	17.57	15.41
51-9081	Dental Laboratory Technicians	NA	15.26	14.15	15.81	15.36
51-9083	Ophthalmic Laboratory Technicians	NA	11.61	8.36	13.23	11.06
51-9111	Packaging and Filling Machine Operators and Tenders	170	10.60	7.84	11.97	9.70
51-9199	Production Workers, All Other	70	13.33	7.86	16.07	10.89
<b>53-0000</b>	<b><u>Transportation and Material Moving Occupations</u></b>	<b>3,850</b>	<b>12.82</b>	<b>7.83</b>	<b>15.31</b>	<b>12.01</b>
53-1021	First-Line Super./Managers of Helpers, Laborers, and Material Movers, Hand	30	21.30	15.38	24.25	22.92
53-1031	First-Line Supervisors/Managers of Transportation Vehicle Operators	70	25.20	14.85	30.38	24.48
53-3022	Bus Drivers, School	390	9.76	6.55	11.36	6.97
53-3031	Driver/Sales Workers	70	9.84	6.81	11.36	10.35
53-3032	Truck Drivers, Heavy and Tractor-Trailer	940	15.13	11.77	16.80	14.17
53-3033	Truck Drivers, Light or Delivery Services	260	11.77	8.01	13.66	10.70
53-3041	Taxi Drivers and Chauffeurs	70	10.93	8.26	12.27	10.36
53-6021	Parking Lot Attendants	90	8.49	6.75	9.37	8.25
53-6031	Service Station Attendants	30	8.84	7.05	9.74	8.11
53-7021	Crane and Tower Operators	NA	20.23	15.92	22.39	19.94
53-7032	Excavating and Loading Machine and Dragline Operators	30	16.38	13.41	17.86	16.30
53-7051	Industrial Truck and Tractor Operators	420	13.93	9.91	15.93	13.88
53-7061	Cleaners of Vehicles and Equipment	190	9.89	7.23	11.22	9.30
53-7062	Laborers and Freight, Stock, and Material Movers, Hand	770	10.70	7.47	12.31	9.79
53-7064	Packers and Packagers, Hand	200	10.27	6.81	12.00	8.88

---

# SUSSEX COUNTY





Delaware Wages 2006 - Sussex County

CODE	OCCUPATIONAL TITLES	Empl	(\$)Mean	(\$)Entry	(\$)Exp	(\$)Median
<b>00-0000</b>	<b>Total all occupations</b>	72,930	15.30	8.02	18.94	12.12
<b><u>11-0000</u></b>	<b><u>Management Occupations</u></b>	1,870	37.34	18.77	46.62	32.58
11-1011	Chief Executives	100	62.62	34.86	76.50	56.93
11-1021	General and Operations Managers	560	44.71	22.01	56.07	38.78
11-1031	Legislators	100	8.40	6.64	9.28	6.76
11-2011	Advertising and Promotions Managers	10	23.02	16.23	26.42	24.14
11-2021	Marketing Managers	20	45.68	28.40	54.32	42.55
11-2022	Sales Managers	40	52.93	23.04	67.88	49.07
11-3011	Administrative Services Managers	60	31.75	21.36	36.95	31.06
11-3021	Computer and Information Systems Managers	20	35.74	19.67	43.78	31.65
11-3031	Financial Managers	70	32.99	19.79	39.59	31.36
11-3041	Compensation and Benefits Managers	10	34.13	22.00	40.20	33.21
11-3051	Industrial Production Managers	60	32.17	22.44	37.04	28.04
11-3071	Transportation, Storage, and Distribution Managers	40	38.46	20.04	47.67	31.93
11-9021	Construction Managers	140	35.40	24.22	40.99	30.38
11-9031	Education Administrators, Preschool and Child Care Center/Program	30	19.05	13.96	21.59	16.45
11-9032	Education Administrators, Elementary and Secondary School	100	<b>86,166</b>	<b>70,006</b>	<b>94,246</b>	<b>86,296</b>
11-9041	Engineering Managers	40	43.33	29.67	50.17	43.94
11-9051	Food Service Managers	130	26.67	18.44	30.79	25.17
11-9061	Funeral Directors	20	29.76	22.23	33.53	32.10
11-9081	Lodging Managers	30	22.23	11.79	27.44	20.27
11-9151	Social and Community Service Managers	70	25.76	17.33	29.97	25.75
11-9199	Managers, All Other	20	29.32	23.55	32.20	26.15
<b><u>13-0000</u></b>	<b><u>Business and Financial Operations Occupations</u></b>	1,540	22.10	13.25	26.53	19.90
13-1021	Purchasing Agents and Buyers, Farm Products	10	17.04	12.59	19.26	16.00
13-1022	Wholesale and Retail Buyers, Except Farm Products	60	22.14	15.28	25.58	21.54
13-1023	Purchasing Agents, Except Wholesale, Retail, and Farm Products	70	20.09	13.52	23.38	19.29
13-1031	Claims Adjusters, Examiners, and Investigators	20	22.92	13.90	27.43	21.01
13-1041	Compliance Officers, Except Ag., Const., Health and Safety, and Trans.	60	19.47	12.89	22.76	20.25
13-1051	Cost Estimators	200	23.23	16.37	26.66	21.29

Delaware Wages 2006 - Sussex County

<b>CODE</b>	<b>OCCUPATIONAL TITLES</b>	<b>Empl</b>	<b>(\$)Mean</b>	<b>(\$)Entry</b>	<b>(\$)Exp</b>	<b>(\$)Median</b>
13-1071	Employment, Recruitment, and Placement Specialists	50	27.13	17.34	32.03	22.03
13-1072	Compensation, Benefits, and Job Analysis Specialists	40	18.92	13.14	21.81	17.11
13-1073	Training and Development Specialists	40	21.01	13.52	24.76	20.80
13-1079	Human Resources, Training, and Labor Relations Specialists, All Other	20	25.36	17.51	29.28	22.07
13-1111	Management Analysts	40	27.20	18.62	31.49	24.94
13-1199	Business Operations Specialists, All Other	110	20.39	9.80	25.69	16.26
13-2011	Accountants and Auditors	460	19.60	13.33	22.74	18.93
13-2021	Appraisers and Assessors of Real Estate	30	13.42	9.21	15.53	11.86
13-2031	Budget Analysts	NA	21.25	19.16	22.29	19.73
13-2041	Credit Analysts	30	25.78	14.74	31.30	24.84
13-2051	Financial Analysts	20	24.49	17.90	27.78	24.70
13-2052	Personal Financial Advisors	20	26.42	11.31	33.97	17.68
13-2072	Loan Officers	90	29.19	14.21	36.68	31.67
13-2081	Tax Examiners, Collectors, and Revenue Agents	10	28.06	20.88	31.65	27.81
13-2082	Tax Preparers	NA	34.04	13.83	44.14	42.57
13-2099	Financial Specialists, All Other	10	26.07	22.17	28.02	25.81
<b><u>15-0000</u></b>	<b><u>Computer and Mathematical Occupations</u></b>	<b>350</b>	<b>25.48</b>	<b>15.72</b>	<b>30.36</b>	<b>22.65</b>
15-1021	Computer Programmers	50	26.12	18.30	30.04	25.35
15-1031	Computer Software Engineers, Applications	NA	42.77	31.12	48.60	46.50
15-1032	Computer Software Engineers, Systems Software	30	N/A	N/A	N/A	N/A
15-1041	Computer Support Specialists	100	19.55	12.97	22.84	19.40
15-1051	Computer Systems Analysts	NA	24.15	19.39	26.53	23.39
15-1071	Network and Computer Systems Administrators	50	24.91	16.69	29.02	24.19
15-1081	Network Systems and Data Communications Analysts	30	22.25	15.48	25.63	18.48
<b><u>17-0000</u></b>	<b><u>Architecture and Engineering Occupations</u></b>	<b>770</b>	<b>25.50</b>	<b>14.09</b>	<b>31.20</b>	<b>23.37</b>
17-1011	Architects, Except Landscape and Naval	30	23.79	15.91	27.73	21.24
17-1012	Landscape Architects	NA	22.87	16.08	26.26	24.40
17-1022	Surveyors	70	20.92	13.13	24.81	21.08
17-2051	Civil Engineers	180	30.14	18.19	36.11	32.34
17-2071	Electrical Engineers	20	37.76	27.71	42.78	38.19

Delaware Wages 2006 - Sussex County

<b>CODE</b>	<b>OCCUPATIONAL TITLES</b>	<b>Empl</b>	<b>(\$)Mean</b>	<b>(\$)Entry</b>	<b>(\$)Exp</b>	<b>(\$)Median</b>
17-2111	Health and Safety Engineers, Except Mining	10	33.25	24.81	37.48	28.17
17-2141	Mechanical Engineers	40	28.66	15.72	35.13	24.63
17-2199	Engineers, All Other	NA	16.40	11.07	19.07	13.98
17-3011	Architectural and Civil Drafters	60	21.47	14.46	24.97	20.15
17-3012	Electrical and Electronics Drafters	20	14.18	13.02	14.75	13.43
17-3023	Electrical and Electronic Engineering Technicians	40	18.49	16.10	19.68	17.02
17-3031	Surveying and Mapping Technicians	50	13.51	9.95	15.29	13.59
<b><u>19-0000</u></b>	<b><u>Life, Physical, and Social Science Occupations</u></b>	240	27.03	16.12	32.49	24.82
19-3021	Market Research Analysts	40	31.03	18.01	37.54	34.05
19-3031	Clinical, Counseling, and School Psychologists	50	30.27	20.24	35.28	28.34
19-4031	Chemical Technicians	20	15.29	9.95	17.96	15.86
<b><u>21-0000</u></b>	<b><u>Community and Social Services Occupations</u></b>	1,060	19.91	12.71	23.50	19.68
21-1012	Educational, Vocational, and School Counselors	80	27.56	20.48	31.10	28.04
21-1015	Rehabilitation Counselors	50	19.12	14.62	21.37	18.44
21-1021	Child, Family, and School Social Workers	380	20.27	14.32	23.25	20.58
21-1022	Medical and Public Health Social Workers	50	23.22	18.19	25.74	24.00
21-1023	Mental Health and Substance Abuse Social Workers	80	19.01	12.56	22.23	16.84
21-1091	Health Educators	30	22.28	15.49	25.67	18.74
21-1093	Social and Human Service Assistants	90	13.88	8.65	16.49	13.90
21-1099	Community and Social Service Specialists, All Other	160	15.30	9.15	18.37	14.45
<b><u>23-0000</u></b>	<b><u>Legal Occupations</u></b>	420	30.93	12.50	40.14	18.33
23-1011	Lawyers	140	46.52	14.50	62.54	40.62
23-1023	Judges, Magistrate Judges, and Magistrates	30	60.31	33.46	73.73	47.05
23-2011	Paralegals and Legal Assistants	130	18.32	12.87	21.05	16.47
23-2092	Law Clerks	60	18.39	13.23	20.96	15.70
23-2093	Title Examiners, Abstractors, and Searchers	40	13.81	9.34	16.04	12.09
23-2099	Legal Support Workers, All Other	10	14.64	7.44	18.23	14.18

Delaware Wages 2006 - Sussex County

CODE	OCCUPATIONAL TITLES	Empl	(\$)Mean	(\$)Entry	(\$)Exp	(\$)Median
<b><u>25-0000</u></b>	<b><u>Education, Training, and Library Occupations</u></b>	3,600	21.50	11.99	26.26	21.05
25-2011	Preschool Teachers, Except Special Education	130	10.34	8.12	11.46	9.33
25-2021	Elementary School Teachers, Except Special Education	930	<b>45,264</b>	<b>27,273</b>	<b>54,259</b>	<b>44,537</b>
25-2022	Middle School Teachers, Except Special and Vocational Education	280	<b>46,806</b>	<b>32,534</b>	<b>53,942</b>	<b>44,521</b>
25-2032	Vocational Education Teachers, Secondary School	70	<b>59,930</b>	<b>44,044</b>	<b>67,873</b>	<b>62,769</b>
25-2042	Special Education Teachers, Middle School	90	<b>50,830</b>	<b>41,341</b>	<b>55,575</b>	<b>50,571</b>
25-2043	Special Education Teachers, Secondary School	110	<b>55,833</b>	<b>41,640</b>	<b>62,929</b>	<b>53,968</b>
25-3021	Self-Enrichment Education Teachers	NA	16.33	10.21	19.39	14.78
25-4021	Librarians	80	20.14	12.10	24.17	17.75
25-4031	Library Technicians	110	9.77	7.09	11.12	9.10
25-9031	Instructional Coordinators	50	24.46	15.66	28.86	21.07
25-9041	Teacher Assistants	520	<b>30,924</b>	<b>20,095</b>	<b>36,338</b>	<b>29,114</b>
<b><u>27-0000</u></b>	<b><u>Arts, Design, Entertainment, Sports, and Media Occupations</u></b>	460	16.00	8.82	19.59	13.48
27-1023	Floral Designers	30	9.60	7.97	10.41	9.22
27-1024	Graphic Designers	70	13.51	9.91	15.31	12.88
27-1026	Merchandise Displayers and Window Trimmers	20	9.78	7.99	10.67	9.10
27-2022	Coaches and Scouts	40	<b>32,917</b>	<b>20,040</b>	<b>39,355</b>	<b>23,717</b>
27-3022	Reporters and Correspondents	20	12.35	8.14	14.45	13.08
27-3031	Public Relations Specialists	30	24.64	13.37	30.28	19.16
27-3041	Editors	20	20.20	15.47	22.56	19.00
27-3043	Writers and Authors	NA	24.26	16.00	28.40	27.09
27-4021	Photographers	20	10.04	8.57	10.78	9.67
<b><u>29-0000</u></b>	<b><u>Healthcare Practitioners and Technical Occupations</u></b>	4,090	26.64	13.20	33.36	23.46
29-1021	Dentists, General	20	78.86	62.31	87.13	N/A
29-1031	Dietitians and Nutritionists	30	22.72	18.15	25.01	23.66
29-1051	Pharmacists	120	46.20	35.12	51.74	47.13
29-1062	Family and General Practitioners	70	78.55	51.01	92.32	N/A
29-1067	Surgeons	NA	71.84	64.29	75.61	67.90
29-1069	Physicians and Surgeons, All Other	30	N/A	N/A	N/A	N/A
29-1071	Physician Assistants	30	25.90	12.42	32.64	15.31

Delaware Wages 2006 - Sussex County

<b>CODE</b>	<b>OCCUPATIONAL TITLES</b>	<b>Empl</b>	<b>(\$)Mean</b>	<b>(\$)Entry</b>	<b>(\$)Exp</b>	<b>(\$)Median</b>
29-1122	Occupational Therapists	190	19.40	14.88	21.66	17.64
29-1123	Physical Therapists	90	29.65	22.90	33.03	29.96
29-1125	Recreational Therapists	20	17.33	13.71	19.13	16.97
29-1127	Speech-Language Pathologists	40	36.62	28.98	40.44	33.77
29-1131	Veterinarians	40	39.88	28.65	45.49	37.34
29-1199	Health Diagnosing and Treating Practitioners, All Other	20	29.33	21.32	33.34	26.21
29-2021	Dental Hygienists	NA	28.24	23.16	30.77	29.13
29-2034	Radiologic Technologists and Technicians	200	21.90	17.20	24.25	21.59
29-2041	Emergency Medical Technicians and Paramedics	260	15.01	10.31	17.35	13.32
29-2051	Dietetic Technicians	10	11.63	9.31	12.80	11.63
29-2052	Pharmacy Technicians	230	10.15	7.78	11.33	9.93
29-2056	Veterinary Technologists and Technicians	50	11.91	8.74	13.50	11.20
29-2061	Licensed Practical and Licensed Vocational Nurses	350	19.01	14.74	21.14	18.99
29-2081	Opticians, Dispensing	NA	16.82	13.20	18.63	17.23
29-9011	Occupational Health and Safety Specialists	10	29.52	19.15	34.71	27.34
29-9099	Healthcare Practitioners and Technical Workers, All Other	30	12.30	10.32	13.29	12.20
<b><u>31-0000</u></b>	<b><u>Healthcare Support Occupations</u></b>	<b>1,590</b>	<b>12.47</b>	<b>9.36</b>	<b>14.03</b>	<b>11.53</b>
31-1011	Home Health Aides	210	9.65	8.14	10.41	9.71
31-1012	Nursing Aides, Orderlies, and Attendants	800	11.70	9.30	12.90	11.02
31-2011	Occupational Therapist Assistants	30	20.13	18.14	21.12	20.16
31-2021	Physical Therapist Assistants	70	17.54	11.38	20.62	17.55
31-2022	Physical Therapist Aides	40	10.52	9.92	10.82	10.65
31-9011	Massage Therapists	10	13.08	9.34	14.95	13.00
31-9091	Dental Assistants	70	16.42	13.32	17.98	16.08
31-9092	Medical Assistants	220	13.96	11.80	15.04	13.32
31-9095	Pharmacy Aides	NA	11.14	10.75	11.34	11.00
31-9096	Veterinary Assistants and Laboratory Animal Caretakers	70	12.76	8.85	14.71	10.71
<b><u>33-0000</u></b>	<b><u>Protective Service Occupations</u></b>	<b>1,290</b>	<b>16.78</b>	<b>9.41</b>	<b>20.46</b>	<b>16.43</b>
33-1012	First-Line Supervisors/Managers of Police and Detectives	20	30.51	12.68	39.42	26.75
33-3021	Detectives and Criminal Investigators	30	24.30	18.77	27.06	23.62

Delaware Wages 2006 - Sussex County

<b>CODE</b>	<b>OCCUPATIONAL TITLES</b>	<b>Empl</b>	<b>(\$)Mean</b>	<b>(\$)Entry</b>	<b>(\$)Exp</b>	<b>(\$)Median</b>
33-3051	Police and Sheriff's Patrol Officers	370	18.45	12.64	21.35	17.60
33-9032	Security Guards	250	10.73	8.24	11.98	10.24
<b><u>35-0000</u></b>	<b><u>Food Preparation and Serving-Related Occupations</u></b>	<b>8,370</b>	<b>9.23</b>	<b>6.77</b>	<b>10.46</b>	<b>8.31</b>
35-1011	Chefs and Head Cooks	90	16.60	10.40	19.71	15.89
35-1012	First-Line Supervisors/Managers of Food Preparation and Serving Workers	490	15.80	11.06	18.17	15.44
35-2011	Cooks, Fast Food	380	9.01	7.47	9.78	8.49
35-2012	Cooks, Institution and Cafeteria	110	10.86	8.25	12.17	10.35
35-2014	Cooks, Restaurant	790	11.01	8.29	12.37	10.87
35-2015	Cooks, Short Order	170	11.06	7.95	12.62	11.16
35-2021	Food Preparation Workers	680	9.65	7.51	10.72	9.42
35-3011	Bartenders	410	8.32	6.60	9.19	7.27
35-3021	Combined Food Preparation and Serving Workers, Including Fast Food	1,320	7.87	6.77	8.42	7.47
35-3022	Counter Attendants, Cafeteria, Food Concession, and Coffee Shop	520	10.05	7.12	11.52	9.88
35-3031	Waiters and Waitresses	2,200	8.01	6.63	8.70	7.07
35-9011	Dining Room and Cafeteria Attendants and Bartender Helpers	300	7.26	6.57	7.61	6.90
35-9021	Dishwashers	440	7.98	6.85	8.54	7.93
35-9031	Hosts and Hostesses, Restaurant, Lounge, and Coffee Shop	370	8.11	6.73	8.80	7.95
<b><u>37-0000</u></b>	<b><u>Building and Grounds Cleaning and Maintenance Occupations</u></b>	<b>3,060</b>	<b>10.96</b>	<b>7.74</b>	<b>12.57</b>	<b>9.84</b>
37-1011	First-Line Supervisors/Managers of Housekeeping and Janitorial Workers	260	14.55	11.76	15.95	14.06
37-1012	First-Line Supervisors/Managers of Landscaping, Lawn Service Workers	90	20.76	13.34	24.47	19.68
37-2011	Janitors and Cleaners, Except Maids and Housekeeping Cleaners	900	10.08	7.71	11.27	9.27
37-2012	Maids and Housekeeping Cleaners	740	8.68	7.39	9.33	8.37
37-3011	Landscaping and Groundskeeping Workers	890	10.90	8.36	12.17	10.24
<b><u>39-0000</u></b>	<b><u>Personal Care and Service Occupations</u></b>	<b>1,150</b>	<b>10.52</b>	<b>7.08</b>	<b>12.24</b>	<b>9.00</b>
39-1021	First-Line Supervisors/Managers of Personal Service Workers	30	19.73	14.86	22.17	19.55
39-2021	Nonfarm Animal Caretakers	30	8.85	7.22	9.67	8.15
39-4021	Funeral Attendants	40	11.12	6.69	13.33	10.07
39-5012	Hairdressers, Hairstylists, and Cosmetologists	310	12.77	8.36	14.97	9.90
39-5092	Manicurists and Pedicurists	20	11.94	9.16	13.33	11.45

Delaware Wages 2006 - Sussex County

<b>CODE</b>	<b>OCCUPATIONAL TITLES</b>	<b>Empl</b>	<b>(\$)Mean</b>	<b>(\$)Entry</b>	<b>(\$)Exp</b>	<b>(\$)Median</b>
39-5093	Shampooers	NA	7.76	6.59	8.34	7.59
39-9011	Child Care Workers	310	7.98	6.57	8.68	7.19
39-9031	Fitness Trainers and Aerobics Instructors	80	9.85	6.84	11.36	9.63
39-9032	Recreation Workers	80	10.38	7.59	11.78	9.52
<b>41-0000</b>	<b><u>Sales and Related Occupations</u></b>	<b>8,410</b>	<b>14.48</b>	<b>7.64</b>	<b>17.89</b>	<b>10.03</b>
41-1011	First-Line Supervisors/Managers of Retail Sales Workers	580	19.45	11.69	23.33	16.51
41-1012	First-Line Supervisors/Managers of Non-Retail Sales Workers	60	36.30	19.74	44.58	29.39
41-2011	Cashiers	1,830	8.54	6.94	9.34	8.25
41-2021	Counter and Rental Clerks	270	10.22	6.84	11.91	8.74
41-2022	Parts Salespersons	310	12.13	8.71	13.84	11.06
41-2031	Retail Salespersons	3,870	11.82	7.83	13.81	9.18
41-3011	Advertising Sales Agents	50	22.38	11.96	27.59	16.48
41-3021	Insurance Sales Agents	100	37.50	14.58	48.95	23.42
41-3031	Securities, Commodities, and Financial Services Sales Agents	50	24.59	13.35	30.21	26.07
41-3041	Travel Agents	10	15.80	11.37	18.02	14.64
41-3099	Sales Representatives, Services, All Other	110	18.50	11.25	22.13	17.31
41-4011	Sales Representatives, Wholesale and Manuf., Tech. and Scientific Products	120	37.85	20.72	46.41	36.93
41-4012	Sales Reps., Wholesale and Manuf., Except Tech. and Scientific Products	430	26.30	14.29	32.30	24.72
41-9021	Real Estate Brokers	80	28.87	19.47	33.58	27.44
41-9022	Real Estate Sales Agents	310	33.89	14.57	43.55	36.23
41-9099	Sales and Related Workers, All Other	NA	14.66	10.08	16.95	12.97
<b>43-0000</b>	<b><u>Office and Administrative Support Occupations</u></b>	<b>11,200</b>	<b>13.73</b>	<b>9.10</b>	<b>16.04</b>	<b>12.84</b>
43-1011	First-Line Supervisors/Managers of Office and Admin. Support Workers	630	20.27	13.34	23.74	18.04
43-2011	Switchboard Operators, Including Answering Service	110	10.31	8.71	11.11	10.21
43-3011	Bill and Account Collectors	NA	15.38	12.45	16.85	14.53
43-3021	Billing and Posting Clerks and Machine Operators	200	12.66	9.87	14.05	12.34
43-3031	Bookkeeping, Accounting, and Auditing Clerks	780	14.13	9.77	16.31	13.24
43-3051	Payroll and Timekeeping Clerks	70	13.45	10.20	15.08	12.87
43-3061	Procurement Clerks	30	14.33	10.73	16.13	13.93
43-3071	Tellers	380	11.70	10.17	12.46	11.69

Delaware Wages 2006 - Sussex County

<b>CODE</b>	<b>OCCUPATIONAL TITLES</b>	<b>Empl</b>	<b>(\$)Mean</b>	<b>(\$)Entry</b>	<b>(\$)Exp</b>	<b>(\$)Median</b>
43-4031	Court, Municipal, and License Clerks	40	15.95	12.62	17.62	15.69
43-4041	Credit Authorizers, Checkers, and Clerks	NA	13.64	10.57	15.17	12.94
43-4051	Customer Service Representatives	1,110	13.40	9.85	15.17	13.19
43-4071	File Clerks	50	11.08	7.58	12.82	10.38
43-4081	Hotel, Motel, and Resort Desk Clerks	230	9.58	7.63	10.56	9.23
43-4141	New Accounts Clerks	50	15.50	13.01	16.74	15.62
43-4151	Order Clerks	70	13.54	8.99	15.81	11.99
43-4161	Human Resources Assistants, Except Payroll and Timekeeping	60	17.22	11.88	19.89	16.42
43-4171	Receptionists and Information Clerks	580	11.19	8.90	12.33	10.96
43-5021	Couriers and Messengers	20	9.38	8.33	9.91	9.46
43-5031	Police, Fire, and Ambulance Dispatchers	50	14.79	12.28	16.04	14.98
43-5032	Dispatchers, Except Police, Fire, and Ambulance	110	16.29	11.20	18.83	15.77
43-5041	Meter Readers, Utilities	30	21.61	16.95	23.93	21.97
43-5061	Production, Planning, and Expediting Clerks	70	19.37	11.74	23.19	20.67
43-5071	Shipping, Receiving, and Traffic Clerks	310	10.37	7.79	11.66	9.99
43-5081	Stock Clerks and Order Fillers	860	10.05	7.60	11.27	9.43
43-5111	Weighers, Measurers, Checkers, and Samplers, Recordkeeping	50	11.32	8.57	12.69	10.23
43-6011	Executive Secretaries and Administrative Assistants	590	18.75	13.93	21.16	17.60
43-6012	Legal Secretaries	70	15.55	10.25	18.20	14.46
43-6013	Medical Secretaries	290	12.28	9.23	13.81	12.38
43-6014	Secretaries, Except Legal, Medical, and Executive	840	14.64	10.88	16.52	14.09
43-9011	Computer Operators	20	14.51	11.56	15.99	14.18
43-9021	Data Entry Keyers	90	10.99	9.18	11.90	10.94
43-9041	Insurance Claims and Policy Processing Clerks	NA	13.29	12.70	13.59	13.03
43-9051	Mail Clerks and Mail Machine Operators, Except Postal Service	20	10.69	8.53	11.76	10.59
43-9061	Office Clerks, General	1,780	11.77	7.94	13.68	11.30
43-9199	Office and Administrative Support Workers, All Other	50	21.22	14.62	24.51	17.77
<b>45-0000</b>	<b><u>Farming, Fishing, and Forestry Occupations</u></b>	660	12.17	7.87	14.32	11.49
45-1011	First-Line Supervisors/Managers of Farming, Fishing, and Forestry Workers	20	18.84	11.50	22.51	19.03
45-2011	Agricultural Inspectors	100	18.06	13.27	20.46	18.92



Delaware Wages 2006 - Sussex County

<b>CODE</b>	<b>OCCUPATIONAL TITLES</b>	<b>Empl</b>	<b>(\$)Mean</b>	<b>(\$)Entry</b>	<b>(\$)Exp</b>	<b>(\$)Median</b>
45-2092	Farmworkers and Laborers, Crop, Nursery, and Greenhouse	70	9.87	8.12	10.75	8.82
45-2093	Farmworkers, Farm and Ranch Animals	250	11.62	8.54	13.15	12.30
<b><u>47-0000</u></b>	<b><u>Construction and Extraction Occupations</u></b>	<b>5,290</b>	<b>16.48</b>	<b>10.98</b>	<b>19.23</b>	<b>15.42</b>
47-1011	First-Line Super./Managers of Construction Trades and Extraction Workers	500	26.96	18.67	31.11	28.19
47-2021	Brickmasons and Blockmasons	130	18.24	13.99	20.36	18.77
47-2031	Carpenters	1,010	16.38	12.31	18.41	16.00
47-2041	Carpet Installers	NA	14.30	10.69	16.10	13.26
47-2051	Cement Masons and Concrete Finishers	200	17.07	12.35	19.43	16.69
47-2061	Construction Laborers	940	12.66	10.13	13.92	11.86
47-2073	Operating Engineers and Other Construction Equipment Operators	360	17.15	13.37	19.04	16.82
47-2081	Drywall and Ceiling Tile Installers	40	16.20	10.49	19.05	12.47
47-2111	Electricians	320	18.16	14.41	20.04	18.06
47-2131	Insulation Workers, Floor, Ceiling, and Wall	60	14.08	10.48	15.88	12.74
47-2141	Painters, Construction and Maintenance	110	14.89	11.51	16.58	15.60
47-2151	Pipelayers	NA	12.12	7.87	14.25	11.47
47-2152	Plumbers, Pipefitters, and Steamfitters	500	18.86	14.19	21.19	19.26
47-2211	Sheet Metal Workers	130	15.16	10.56	17.46	14.76
47-3011	Helpers--Brick-, Block-, and Stonemasons, and Tile and Marble Setters	40	11.97	9.99	12.97	10.76
47-3012	Helpers--Carpenters	NA	11.21	9.73	11.94	11.12
47-3013	Helpers--Electricians	160	10.85	8.88	11.83	11.03
47-3015	Helpers--Pipelayers, Plumbers, Pipefitters, and Steamfitters	80	10.74	8.46	11.87	10.34
47-3019	Helpers, Construction Trades, All Other	NA	9.97	8.56	10.68	10.18
47-4011	Construction and Building Inspectors	30	17.84	12.72	20.41	16.47
47-4041	Hazardous Materials Removal Workers	NA	14.14	7.95	17.24	12.25
47-4099	Construction and Related Workers, All Other	NA	14.97	12.46	16.23	14.94
47-5021	Earth Drillers, Except Oil and Gas	10	16.22	12.46	18.10	13.96
<b><u>49-0000</u></b>	<b><u>Installation, Maintenance, and Repair Occupations</u></b>	<b>3,310</b>	<b>16.50</b>	<b>10.17</b>	<b>19.66</b>	<b>14.95</b>
49-1011	First-Line Supervisors/Managers of Mechanics, Installers, and Repairers	250	24.98	17.10	28.93	24.72
49-3021	Automotive Body and Related Repairers	100	14.66	9.77	17.10	13.04
49-3023	Automotive Service Technicians and Mechanics	510	14.55	8.93	17.36	12.95

Delaware Wages 2006 - Sussex County

<b>CODE</b>	<b>OCCUPATIONAL TITLES</b>	<b>Empl</b>	<b>(\$)Mean</b>	<b>(\$)Entry</b>	<b>(\$)Exp</b>	<b>(\$)Median</b>
49-3031	Bus and Truck Mechanics and Diesel Engine Specialists	90	18.27	11.69	21.56	19.25
49-3042	Mobile Heavy Equipment Mechanics, Except Engines	80	19.48	15.90	21.27	19.20
49-3051	Motorboat Mechanics	NA	13.00	9.96	14.52	12.12
49-3093	Tire Repairers and Changers	NA	8.14	6.79	8.82	7.22
49-9021	Heating, Air Conditioning, and Refrigeration Mechanics and Installers	310	16.02	11.76	18.15	15.92
49-9031	Home Appliance Repairers	20	15.36	11.00	17.54	16.14
49-9041	Industrial Machinery Mechanics	80	16.04	11.69	18.22	14.81
49-9042	Maintenance and Repair Workers, General	1,090	14.54	9.64	16.98	13.79
49-9051	Electrical Power-Line Installers and Repairers	90	26.14	20.34	29.05	27.29
49-9091	Coin, Vending, and Amusement Machine Servicers and Repairers	NA	12.97	9.63	14.65	11.89
49-9095	Manufactured Building and Mobile Home Installers	30	12.91	10.78	13.98	11.81
49-9098	Helpers--Installation, Maintenance, and Repair Workers	80	10.56	8.03	11.83	9.72
49-9099	Installation, Maintenance, and Repair Workers, All Other	NA	19.47	13.77	22.32	18.32
<b>51-0000</b>	<b><u>Production Occupations</u></b>	<b>9,830</b>	<b>10.65</b>	<b>7.88</b>	<b>12.03</b>	<b>8.72</b>
51-1011	First-Line Supervisors/Managers of Production and Operating Workers	310	23.16	14.76	27.36	20.68
51-2022	Electrical and Electronic Equipment Assemblers	70	9.50	7.81	10.34	9.17
51-2092	Team Assemblers	50	13.55	10.44	15.10	13.25
51-2099	Assemblers and Fabricators, All Other	100	10.65	7.66	12.14	10.21
51-3021	Butchers and Meat Cutters	90	14.49	10.95	16.26	14.81
51-3022	Meat, Poultry, and Fish Cutters and Trimmers	3,260	9.03	7.81	9.63	8.58
51-3093	Food Cooking Machine Operators and Tenders	60	8.96	7.19	9.85	8.52
51-4021	Extruding and Drawing Machine Operators, and Tenders, Metal and Plastic	NA	13.62	9.19	15.83	13.80
51-4031	Cutting, Punching, and Press Machine Operators, Metal and Plastic	30	12.77	9.98	14.16	13.10
51-4041	Machinists	60	20.96	14.15	24.36	21.44
51-4121	Welders, Cutters, Solderers, and Brazers	190	12.44	9.72	13.81	11.46
51-5022	Prepress Technicians and Workers	20	13.45	10.82	14.77	14.02
51-5023	Printing Machine Operators	20	13.47	7.91	16.26	13.94
51-6011	Laundry and Dry-Cleaning Workers	140	8.76	7.64	9.32	8.38
51-6031	Sewing Machine Operators	30	9.83	8.12	10.68	9.87
51-6093	Upholsterers	50	13.41	8.73	15.74	12.24
51-7011	Cabinetmakers and Bench Carpenters	50	14.27	12.80	15.00	13.40

Delaware Wages 2006 - Sussex County

<b>CODE</b>	<b>OCCUPATIONAL TITLES</b>	<b>Empl</b>	<b>(\$)Mean</b>	<b>(\$)Entry</b>	<b>(\$)Exp</b>	<b>(\$)Median</b>
51-7041	Sawing Machine Setters, Operators, and Tenders, Wood	20	13.05	9.39	14.88	13.11
51-8031	Water and Liquid Waste Treatment Plant and System Operators	80	17.00	11.83	19.58	16.15
51-9061	Inspectors, Testers, Sorters, Samplers, and Weighers	160	11.38	8.23	12.96	10.56
51-9111	Packaging and Filling Machine Operators and Tenders	100	11.84	9.08	13.22	12.29
51-9123	Painting, Coating, and Decorating Workers	NA	13.50	9.41	15.55	14.73
51-9131	Photographic Process Workers	NA	11.64	10.61	12.15	11.06
51-9198	Helpers--Production Workers	3,000	8.10	7.99	8.15	8.15
51-9199	Production Workers, All Other	30	10.22	9.02	10.82	10.21
<b>53-0000</b>	<b><u>Transportation and Material Moving Occupations</u></b>	<b>4,350</b>	<b>12.56</b>	<b>8.26</b>	<b>14.71</b>	<b>11.59</b>
53-1021	First-Line Super./Managers of Helpers, Laborers, and Material Movers, Hand	30	19.65	11.99	23.49	19.42
53-1031	First-Line Supervisors/Managers of Transportation Vehicle Operators	110	21.75	12.61	26.32	21.35
53-3011	Ambulance Drivers and Attendants, Except Emergency Medical Technicians	NA	10.58	10.45	10.65	10.72
53-3022	Bus Drivers, School	320	9.46	7.04	10.66	9.69
53-3031	Driver/Sales Workers	240	11.39	7.30	13.44	12.65
53-3032	Truck Drivers, Heavy and Tractor-Trailer	1,210	15.46	11.58	17.39	14.56
53-3033	Truck Drivers, Light or Delivery Services	660	11.35	8.29	12.88	10.77
53-3041	Taxi Drivers and Chauffeurs	80	12.40	9.33	13.93	12.55
53-5021	Captains, Mates, and Pilots of Water Vessels	40	15.63	7.07	19.91	9.79
53-6031	Service Station Attendants	NA	8.81	7.05	9.69	8.50
53-7032	Excavating and Loading Machine and Dragline Operators	NA	15.77	12.70	17.30	15.74
53-7051	Industrial Truck and Tractor Operators	260	11.37	8.43	12.84	11.65
53-7061	Cleaners of Vehicles and Equipment	110	10.39	7.58	11.80	9.41
53-7062	Laborers and Freight, Stock, and Material Movers, Hand	780	9.59	7.69	10.53	8.96
53-7064	Packers and Packagers, Hand	180	8.96	7.16	9.87	8.10
53-7081	Refuse and Recyclable Material Collectors	NA	13.77	10.61	15.35	14.14