



Occupational Employment Statistics Delaware Wages 2007

Office of Occupational & Labor Market Information
Delaware Department of Labor
Thomas B. Sharp, Secretary
June 2008

TABLE OF CONTENTS

Introduction.....	1
Statewide Wage Data.....	3
New Castle County Wage Data.....	25
Kent County Wage Data.....	45
Sussex County Wage Data.....	59
Acknowledgements.....	<i>Inside back cover</i>

HIGHLIGHTS

- **Employment Levels and Mean Hourly Wage for Standard Occupational Classification Major Occupational Groups - Figure 1.....**4
 - **Top Occupations:**
 - New Castle County - Figure 2.....26
 - Kent County - Figure 446
 - Sussex County - Figure 6.....60
 - **Highest Paid Occupations:**
 - New Castle County - Figure 3.....26
 - Kent County - Figure 5.....46
 - Sussex County - Figure 7.....60
-

INTRODUCTION

The Occupational Employment Statistics (OES) program is a cooperative effort of the U.S. Bureau of Labor Statistics (BLS) and state employment security agencies (in Delaware, the Office of Occupational and Labor Market Information (OOLMI) in the Delaware Department of Labor). As outlined in more detail below, BLS developed the procedures and methodology, while OOLMI conducts the survey and tabulates the responses. A software program developed by the North Carolina State Employment Security Commission is used to produce the wage and employment estimates. This means that these estimates are not official BLS estimates, but in most cases they are identical to the official BLS estimates. When they differ, it is by miniscule amounts. We do not use the official BLS estimates because they are not provided for Sussex or New Castle Counties, only Kent County (because it is a single-county metropolitan statistical area).

The OES program has ordinarily used three years of survey data, in order to increase reliability. Beginning in 2003, data collection was done twice yearly, with half the sample surveyed in the spring and half in the fall. Wage estimates are now updated once per year, after the results from the spring survey are available. The estimates in this publication were derived from surveys conducted from the fall of 2004 through the spring of 2007. Data from years prior to 2007 were updated to expected 2007 values using national cost index factors.

The survey universe is all employers covered by the state Unemployment Insurance program, both private and public. This covers about 92 percent of the state's workers. Self-employed, some non-profit organizations, and most agricultural employees are excluded. All establishments (units) with 250 or more employees are automatically included in the survey, while those with fewer

employees are randomly sampled for inclusion in the survey. The smallest units have the lowest probability of selection. Details are provided in the table below. Only data from the fall panel of surveys in 2004 and spring panel in 2007 are included in the 2007 wage estimates, which is why they are approximately half the size of the other years, which include both spring and fall panels.

Year	Survey Universe		Survey Sample		Usable Response	
	Units	Employment	Units	Employment	Units	Employment
2004	28,932	411,386	841	68,560	653	51,912
2005	30,072	417,901	1,696	109,088	1,322	83,398
2006	30,126	422,143	1,687	115,689	1,305	92,320
2007	30,805	426,158	831	41,014	666	32,884

Response rates averaged 80 percent over the four years of the survey. Nonresponding units have data imputed to them by means of a hot-deck "nearest neighbor" technique. This method finds the responding establishment (donor) which most closely resembles the nonresponding establishment, based on industry, size class, and area. The donor's data are then imputed to the nonresponding unit. Donors are used only once.

Occupations are classified using the Standard Occupational Classification (SOC) system, which consists of 23 major groups, 96 minor groups, 449 broad occupations, and 821 detailed occupations. Estimates at the major group and detailed occupation levels are included in this publication. More information regarding the SOC system and occupational definitions can be found on the BLS website, <http://www.bls.gov/soc>.

Employers are not asked to supply exact wage rates for their employees. They are requested to indicate how many of their workers within each occupation are earning wages within each of the 12 ranges listed below. Conversion between hourly and annual wages is based on a 40 hour week, 52 week year (2,080 hours per year). Some occupations, for instance teachers, typically work a different schedule. Only annual wages are reported for these occupations. In the wage tables, these are printed in **bold** type. The table below shows the wage ranges used in the 2007 survey.

Although a wide variety of statistics are estimated from the raw data, we publish only five: the employment level (**EMPL**) for all employers in the area (state or county), including those not in the survey; the mean (average) wage (**MEAN**); the median wage (**MEDIAN**), which half the workers in an occupation make less than, and the other half more than; and entry-level (**ENTRY**) and experienced (**EXP**) wage rates. **NA** in the employment field means that the employment estimate does not meet publishability standards, but the wage estimates do. **N/A** in one of the wage fields signifies that a large portion of the responses are in the highest, unbounded wage category and a valid wage estimate is not possible. When all the wage estimates for an occupation do not meet standards, no estimates for the occupation are published.

To determine entry and experienced wage rates, an occupation's wage distribution is divided into thirds. The mean of the lowest third is the entry-level wage rate. The mean of the highest two-thirds is the experienced wage rate. It is important to note that employers are not requested to supply information on their workers' amount of experience.

Range	Hourly Wage	Annual Wage
A	Under \$7.50	Under \$15,600
B	\$7.50 to \$9.49	\$15,600 to \$19,759
C	\$9.50 to \$11.99	\$19,760 to \$24,959
D	\$12.00 to \$15.24	\$24,960 to \$31,719
E	\$15.25 to \$19.24	\$31,720 to \$40,039
F	\$19.25 to \$24.49	\$40,040 to \$50,959
G	\$24.50 to \$30.99	\$50,960 to \$64,479
H	\$31.00 to \$39.24	\$64,480 to \$81,639
I	\$39.25 to \$49.74	\$81,640 to \$103,479
J	\$49.75 to \$63.24	\$103,480 to \$131,559
K	\$63.25 to \$79.99	\$131,560 to \$166,399
L	\$80.00 and over	\$166,400 and over

Wages include base rate, cost-of-living allowances, hazardous duty pay, incentive pay (including commissions, piece rates, and production bonuses), tips, longevity pay, on-call pay, and portal-to-portal pay. Not included are back pay, overtime pay, severance pay, shift differentials, premium pay for holidays or weekends, meal and lodging allowances, uniform allowances, non-production bonuses, profit sharing distributions, or stock bonuses.

Delaware Wages 2007

STATEWIDE



Standard Occupational Classification Major Groups Employment Levels and Mean Wage

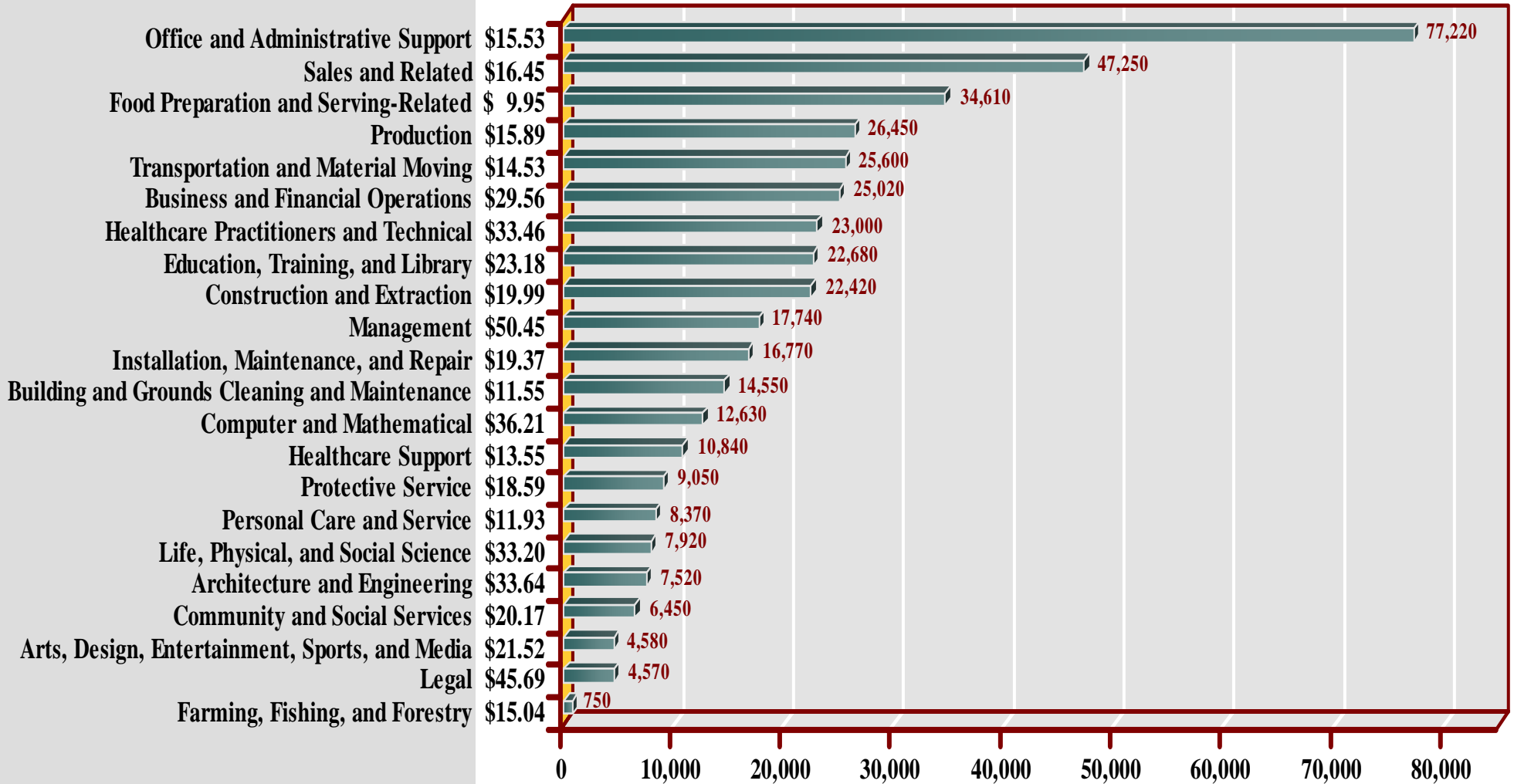


Figure 1 - Employment distribution and mean hourly wage for Standard Occupational Classification (SOC) major occupational groups

Delaware Wages 2007 - Statewide

CODE	OCCUPATIONAL TITLES	Empl	(\$)Mean	(\$)Entry	(\$)Exp	(\$)Median
00-0000	Total all occupations	425,960	20.68	9.32	26.37	16.19
11-0000	Management Occupations	17,740	50.45	26.76	62.29	45.43
11-1011	Chief Executives	620	83.41	51.52	99.36	N/A
11-1021	General and Operations Managers	3,940	54.53	29.18	67.21	47.89
11-1031	Legislators	170	27,810	14,573	34,429	15,170
11-2011	Advertising and Promotions Managers	120	36.77	19.30	45.50	30.44
11-2021	Marketing Managers	780	62.20	38.50	74.05	62.17
11-2022	Sales Managers	1,020	54.35	29.56	66.74	50.48
11-2031	Public Relations Managers	130	49.06	29.16	59.01	43.65
11-3011	Administrative Services Managers	870	43.37	25.54	52.28	38.57
11-3021	Computer and Information Systems Managers	1,100	60.21	39.19	70.73	58.09
11-3031	Financial Managers	1,950	56.21	32.30	68.17	51.71
11-3041	Compensation and Benefits Managers	260	54.03	34.37	63.86	45.18
11-3042	Training and Development Managers	170	44.21	27.84	52.39	38.66
11-3049	Human Resources Managers, All Other	130	60.01	36.05	71.99	50.50
11-3051	Industrial Production Managers	450	47.11	31.90	54.71	45.46
11-3061	Purchasing Managers	220	52.17	36.82	59.85	52.49
11-3071	Transportation, Storage, and Distribution Managers	380	47.79	26.02	58.68	40.23
11-9021	Construction Managers	690	43.49	26.08	52.20	37.12
11-9031	Education Administrators, Preschool and Child Care Center/Program	300	20.63	14.20	23.85	18.34
11-9032	Education Administrators, Elementary and Secondary School	530	98,221	77,374	108,644	100,352
11-9033	Education Administrators, Postsecondary	310	43.70	26.16	52.47	37.80
11-9039	Education Administrators, All Other	40	29.51	18.87	34.83	30.58
11-9041	Engineering Managers	320	60.25	42.57	69.09	55.97
11-9051	Food Service Managers	550	29.59	20.23	34.27	27.14
11-9061	Funeral Directors	80	34.23	21.30	40.70	34.03
11-9071	Gaming Managers	20	38.73	24.01	46.10	34.77
11-9081	Lodging Managers	100	29.97	18.64	35.63	26.98
11-9111	Medical and Health Services Managers	1,060	38.78	25.60	45.37	36.57
11-9121	Natural Sciences Managers	220	69.73	48.04	80.58	69.45
11-9131	Postmasters and Mail Superintendents	50	31.78	26.43	34.46	32.27

Delaware Wages 2007 - Statewide

CODE	OCCUPATIONAL TITLES	Empl	(\$)Mean	(\$)Entry	(\$)Exp	(\$)Median
11-9141	Property, Real Estate, and Community Association Managers	220	30.21	16.91	36.87	26.29
11-9151	Social and Community Service Managers	550	29.03	21.83	32.63	28.34
11-9199	Managers, All Other	410	49.46	31.17	58.60	48.98
13-0000	Business and Financial Operations Occupations	25,020	29.56	17.03	35.82	26.50
13-1022	Wholesale and Retail Buyers, Except Farm Products	360	26.05	14.98	31.59	22.34
13-1023	Purchasing Agents, Except Wholesale, Retail, and Farm Products	880	29.09	19.30	33.98	27.42
13-1031	Claims Adjusters, Examiners, and Investigators	930	22.82	15.08	26.69	21.31
13-1041	Compliance Officers, Except Ag., Const., Health and Safety, and Trans.	860	24.29	16.37	28.25	22.45
13-1051	Cost Estimators	890	27.58	16.98	32.88	24.98
13-1061	Emergency Management Specialists	20	29.47	20.34	34.04	25.03
13-1071	Employment, Recruitment, and Placement Specialists	710	25.05	15.88	29.63	23.62
13-1072	Compensation, Benefits, and Job Analysis Specialists	560	27.66	19.63	31.68	25.50
13-1073	Training and Development Specialists	1,140	26.62	17.97	30.94	24.90
13-1079	Human Resources, Training, and Labor Relations Specialists, All Other	430	28.45	20.20	32.58	27.26
13-1081	Logisticians	370	35.60	24.06	41.37	32.74
13-1111	Management Analysts	2,460	40.72	23.84	49.16	39.38
13-1121	Meeting and Convention Planners	200	23.64	15.95	27.49	21.42
13-1199	Business Operations Specialists, All Other	1,730	27.73	14.41	34.39	28.09
13-2011	Accountants and Auditors	5,020	30.02	17.40	36.33	27.73
13-2021	Appraisers and Assessors of Real Estate	140	21.74	13.43	25.89	19.78
13-2031	Budget Analysts	150	28.63	20.89	32.50	27.42
13-2041	Credit Analysts	1,610	23.47	16.13	27.14	21.08
13-2051	Financial Analysts	1,790	36.65	22.46	43.74	33.68
13-2052	Personal Financial Advisors	1,040	39.20	22.19	47.71	33.48
13-2053	Insurance Underwriters	530	29.70	19.38	34.85	27.96
13-2061	Financial Examiners	140	38.48	23.20	46.12	36.75
13-2071	Loan Counselors	170	21.62	13.09	25.89	18.50
13-2072	Loan Officers	880	28.76	16.52	34.88	23.30
13-2081	Tax Examiners, Collectors, and Revenue Agents	230	25.06	17.48	28.85	23.02
13-2082	Tax Preparers	710	20.77	9.84	26.23	15.75
13-2099	Financial Specialists, All Other	1,020	21.09	15.04	24.12	19.13

Delaware Wages 2007 - Statewide

CODE	OCCUPATIONAL TITLES	Empl	(\$)Mean	(\$)Entry	(\$)Exp	(\$)Median
15-0000	<u>Computer and Mathematical Occupations</u>	12,630	36.21	21.78	43.43	33.95
15-1011	Computer and Information Scientists, Research	NA	47.29	33.15	54.36	41.83
15-1021	Computer Programmers	2,080	35.24	23.05	41.33	34.45
15-1031	Computer Software Engineers, Applications	1,430	39.81	27.35	46.04	40.37
15-1032	Computer Software Engineers, Systems Software	710	46.27	30.10	54.35	41.73
15-1041	Computer Support Specialists	1,960	26.69	18.02	31.03	25.39
15-1051	Computer Systems Analysts	2,730	40.44	23.10	49.12	37.33
15-1061	Database Administrators	570	35.61	22.92	41.96	33.37
15-1071	Network and Computer Systems Administrators	1,230	34.83	20.68	41.90	31.44
15-1081	Network Systems and Data Communications Analysts	1,010	33.47	20.03	40.19	29.54
15-1099	Computer Specialists, All Other	230	33.68	22.71	39.17	31.80
15-2011	Actuaries	90	53.18	32.52	63.51	53.76
15-2031	Operations Research Analysts	400	36.62	22.97	43.45	34.28
15-2041	Statisticians	50	29.14	17.93	34.75	26.32
17-0000	<u>Architecture and Engineering Occupations</u>	7,520	33.64	19.06	40.93	32.33
17-1011	Architects, Except Landscape and Naval	210	36.15	24.42	42.01	35.66
17-1012	Landscape Architects	NA	27.32	21.77	30.09	26.44
17-1021	Cartographers and Photogrammetrists	20	26.25	16.25	31.25	23.20
17-1022	Surveyors	200	23.12	15.62	26.87	22.77
17-2011	Aerospace Engineers	50	37.13	24.97	43.21	34.61
17-2021	Agricultural Engineers	20	45.18	31.99	51.77	46.37
17-2031	Biomedical Engineers	320	53.21	33.58	63.03	47.13
17-2041	Chemical Engineers	700	47.71	34.18	54.48	45.47
17-2051	Civil Engineers	1,010	38.86	26.56	45.01	37.49
17-2061	Computer Hardware Engineers	NA	36.42	33.14	38.07	36.61
17-2071	Electrical Engineers	540	38.32	28.32	43.32	37.94
17-2072	Electronics Engineers, Except Computer	90	33.65	20.22	40.36	36.00
17-2081	Environmental Engineers	310	34.75	22.12	41.06	33.18
17-2111	Health and Safety Engineers, Except Mining	110	36.78	29.13	40.60	36.86
17-2112	Industrial Engineers	610	37.11	25.37	42.99	37.70
17-2131	Materials Engineers	10	37.10	26.17	42.57	30.06

Delaware Wages 2007 - Statewide

CODE	OCCUPATIONAL TITLES	Empl	(\$)Mean	(\$)Entry	(\$)Exp	(\$)Median
17-2141	Mechanical Engineers	350	38.39	27.09	44.05	38.22
17-2199	Engineers, All Other	NA	33.31	17.88	41.02	33.94
17-3011	Architectural and Civil Drafters	390	20.95	14.90	23.98	19.97
17-3012	Electrical and Electronics Drafters	140	25.67	15.98	30.52	24.88
17-3013	Mechanical Drafters	210	26.73	16.57	31.81	24.78
17-3019	Drafters, All Other	10	19.90	13.49	23.11	18.79
17-3022	Civil Engineering Technicians	460	19.80	15.18	22.11	19.80
17-3023	Electrical and Electronic Engineering Technicians	630	24.17	12.39	30.06	26.78
17-3024	Electro-Mechanical Technicians	30	18.87	15.04	20.78	16.86
17-3025	Environmental Engineering Technicians	80	17.48	13.34	19.55	16.91
17-3026	Industrial Engineering Technicians	240	24.19	16.54	28.01	23.66
17-3027	Mechanical Engineering Technicians	110	26.03	20.29	28.91	25.84
17-3029	Engineering Technicians, Except Drafters, All Other	30	27.91	23.42	30.15	28.01
17-3031	Surveying and Mapping Technicians	120	16.71	12.04	19.05	15.90
19-0000	<u>Life, Physical, and Social Science Occupations</u>	7,920	33.20	20.83	39.39	30.29
19-1013	Soil and Plant Scientists	80	25.73	17.51	29.84	25.26
19-1021	Biochemists and Biophysicists	560	49.54	28.95	59.84	55.69
19-1022	Microbiologists	100	29.82	21.97	33.74	28.62
19-1023	Zoologists and Wildlife Biologists	10	36.63	28.10	40.89	35.96
19-1029	Biological Scientists, All Other	60	24.27	15.29	28.76	23.34
19-1031	Conservation Scientists	20	29.87	19.94	34.83	29.73
19-1032	Foresters	20	26.99	21.74	29.62	27.37
19-1042	Medical Scientists, Except Epidemiologists	220	45.99	27.51	55.24	45.36
19-2012	Physicists	50	38.77	19.11	48.60	31.66
19-2031	Chemists	970	38.49	23.49	46.00	35.88
19-2032	Materials Scientists	60	34.12	18.94	41.71	30.09
19-2041	Environmental Scientists and Specialists, Including Health	300	26.78	19.66	30.34	23.69
19-2042	Geoscientists, Except Hydrologists and Geographers	60	33.23	18.91	40.39	28.37
19-2043	Hydrologists	20	27.66	19.71	31.63	26.29
19-2099	Physical Scientists, All Other	20	35.73	19.22	43.99	42.05
19-3011	Economists	90	40.22	27.42	46.62	35.72

Delaware Wages 2007 - Statewide

CODE	OCCUPATIONAL TITLES	Empl	(\$)Mean	(\$)Entry	(\$)Exp	(\$)Median
19-3021	Market Research Analysts	2,100	36.64	23.72	43.09	35.73
19-3022	Survey Researchers	20	19.45	14.69	21.83	18.44
19-3031	Clinical, Counseling, and School Psychologists	270	31.98	21.76	37.09	31.83
19-3051	Urban and Regional Planners	170	27.50	20.74	30.87	27.79
19-3093	Historians	40	24.37	18.17	27.47	23.12
19-4021	Biological Technicians	550	26.82	22.38	29.04	28.50
19-4031	Chemical Technicians	1,250	27.88	24.34	29.64	28.61
19-4061	Social Science Research Assistants	250	13.87	13.76	13.93	13.91
19-4091	Environmental Science and Protection Technicians, Including Health	NA	17.12	11.97	19.69	15.21
19-4099	Life, Physical, and Social Science Technicians, All Other	230	24.69	19.80	27.14	24.03
21-0000	<u>Community and Social Services Occupations</u>	6,450	20.17	13.57	23.48	19.23
21-1011	Substance Abuse and Behavioral Disorder Counselors	190	17.99	12.31	20.83	16.68
21-1012	Educational, Vocational, and School Counselors	900	24.86	15.09	29.75	23.89
21-1014	Mental Health Counselors	190	19.88	12.98	23.33	18.19
21-1015	Rehabilitation Counselors	360	16.99	12.21	19.38	16.32
21-1021	Child, Family, and School Social Workers	1,420	21.18	15.48	24.03	20.71
21-1022	Medical and Public Health Social Workers	270	23.12	18.55	25.40	23.14
21-1023	Mental Health and Substance Abuse Social Workers	560	20.47	13.93	23.75	19.03
21-1029	Social Workers, All Other	620	20.41	17.26	21.99	19.52
21-1091	Health Educators	110	24.64	15.21	29.36	25.28
21-1093	Social and Human Service Assistants	1,030	14.05	10.21	15.97	13.70
21-1099	Community and Social Service Specialists, All Other	280	18.81	13.52	21.46	16.89
21-2011	Clergy	40	23.61	16.94	26.94	22.48
23-0000	<u>Legal Occupations</u>	4,570	45.69	18.00	59.53	34.76
23-1011	Lawyers	2,400	63.92	33.10	79.33	61.88
23-1021	Administrative Law Judges, Adjudicators, and Hearing Officers	70	28.54	17.15	34.24	23.28
23-1022	Arbitrators, Mediators, and Conciliators	50	23.37	15.98	27.07	21.97
23-1023	Judges, Magistrate Judges, and Magistrates	120	N/A	N/A	N/A	N/A
23-2011	Paralegals and Legal Assistants	1,240	24.09	16.07	28.10	22.34
23-2091	Court Reporters	40	26.90	17.31	31.69	28.56

Delaware Wages 2007 - Statewide

CODE	OCCUPATIONAL TITLES	Empl	(\$)Mean	(\$)Entry	(\$)Exp	(\$)Median
23-2092	Law Clerks	380	20.40	15.85	22.67	18.54
23-2093	Title Examiners, Abstractors, and Searchers	190	17.10	11.55	19.87	16.97
23-2099	Legal Support Workers, All Other	70	20.34	13.34	23.84	20.89
25-0000	Education, Training, and Library Occupations	22,680	23.18	12.21	28.67	21.55
25-1011	Business Teachers, Postsecondary	310	86,390	50,257	104,456	77,221
25-1021	Computer Science Teachers, Postsecondary	130	83,430	50,325	99,983	74,908
25-1022	Mathematical Science Teachers, Postsecondary	170	69,479	48,952	79,743	63,745
25-1052	Chemistry Teachers, Postsecondary	80	84,801	48,304	103,049	76,293
25-1063	Economics Teachers, Postsecondary	NA	94,998	57,921	113,536	86,965
25-1066	Psychology Teachers, Postsecondary	120	79,440	47,731	95,294	66,888
25-1067	Sociology Teachers, Postsecondary	90	74,252	43,269	89,744	63,432
25-1071	Health Specialties Teachers, Postsecondary	80	58,236	36,494	69,106	53,078
25-1072	Nursing Instructors and Teachers, Postsecondary	150	62,930	44,726	72,032	63,168
25-1081	Education Teachers, Postsecondary	250	57,352	33,877	69,089	55,375
25-1121	Art, Drama, and Music Teachers, Postsecondary	210	55,764	30,113	68,590	53,072
25-1123	English Language and Literature Teachers, Postsecondary	380	65,546	41,079	77,779	59,096
25-1124	Foreign Language and Literature Teachers, Postsecondary	140	47,705	29,572	56,772	42,901
25-1126	Philosophy and Religion Teachers, Postsecondary	20	71,304	50,882	81,515	67,301
25-1191	Graduate Teaching Assistants	670	27,177	15,855	32,838	24,885
25-1194	Vocational Education Teachers, Postsecondary	140	20.31	15.61	22.66	18.72
25-1199	Postsecondary Teachers, All Other	140	78,202	44,048	95,279	74,142
25-2011	Preschool Teachers, Except Special Education	1,500	11.85	8.58	13.48	11.16
25-2012	Kindergarten Teachers, Except Special Education	480	47,147	31,319	55,061	44,459
25-2021	Elementary School Teachers, Except Special Education	4,500	49,449	30,544	58,901	48,761
25-2022	Middle School Teachers, Except Special and Vocational Education	1,620	52,355	36,745	60,161	50,313
25-2031	Secondary School Teachers, Except Special and Vocational Education	2,000	54,268	36,721	63,042	54,029
25-2041	Special Education Teachers, Preschool, Kindergarten, and Elem. School	470	50,376	33,964	58,583	47,760
25-2042	Special Education Teachers, Middle School	490	53,766	40,106	60,595	51,656
25-2043	Special Education Teachers, Secondary School	550	55,610	40,728	63,050	53,941
25-3021	Self-Enrichment Education Teachers	340	22.05	13.37	26.38	18.26

Delaware Wages 2007 - Statewide

CODE	OCCUPATIONAL TITLES	Empl	(\$)Mean	(\$)Entry	(\$)Exp	(\$)Median
25-3099	Teachers and Instructors, All Other	1,510	44,105	22,608	54,853	37,835
25-4011	Archivists	30	18.39	17.41	18.88	18.08
25-4012	Curators	70	24.02	17.32	27.38	22.68
25-4013	Museum Technicians and Conservators	90	16.53	11.48	19.06	15.73
25-4021	Librarians	450	26.94	16.38	32.22	28.01
25-4031	Library Technicians	310	15.18	9.31	18.12	14.49
25-9031	Instructional Coordinators	400	26.94	18.25	31.28	25.92
25-9041	Teacher Assistants	3,000	29,172	18,042	34,737	27,382
25-9099	Education, Training, and Library Workers, All Other	70	17.77	13.71	19.80	16.58
27-0000	<u>Arts, Design, Entertainment, Sports, and Media Occupations</u>	4,580	21.52	11.74	26.41	18.44
27-1011	Art Directors	70	32.09	21.63	37.32	29.44
27-1014	Multi-Media Artists and Animators	NA	19.66	14.96	22.02	18.56
27-1021	Commercial and Industrial Designers	10	18.54	10.42	22.60	14.99
27-1023	Floral Designers	160	11.74	9.13	13.04	11.07
27-1024	Graphic Designers	410	20.36	13.65	23.71	17.99
27-1025	Interior Designers	180	20.32	8.55	26.20	17.79
27-1026	Merchandise Displayers and Window Trimmers	NA	14.76	11.03	16.63	14.50
27-1027	Set and Exhibit Designers	50	21.98	17.09	24.42	21.12
27-2012	Producers and Directors	NA	17.33	12.92	19.53	15.06
27-2021	Athletes and Sports Competitors	10	42,005	24,118	50,949	37,996
27-2022	Coaches and Scouts	290	40,605	17,434	52,191	28,723
27-2023	Umpires, Referees, and Other Sports Officials	100	21,905	14,622	25,547	18,805
27-2041	Music Directors and Composers	NA	40.27	31.31	44.75	42.95
27-3011	Radio and Television Announcers	NA	19.53	8.76	24.91	14.80
27-3012	Public Address System and Other Announcers	20	17.58	11.38	20.68	17.31
27-3022	Reporters and Correspondents	190	23.87	12.22	29.69	15.21
27-3031	Public Relations Specialists	610	26.50	17.83	30.84	23.92
27-3041	Editors	200	30.02	20.47	34.79	27.33
27-3042	Technical Writers	100	27.44	19.27	31.52	28.55
27-3043	Writers and Authors	70	25.96	17.55	30.16	26.18
27-3091	Interpreters and Translators	10	22.35	15.21	25.92	24.53

Delaware Wages 2007 - Statewide

CODE	OCCUPATIONAL TITLES	Empl	(\$)Mean	(\$)Entry	(\$)Exp	(\$)Median
27-3099	Media and Communication Workers, All Other	10	19.77	12.49	23.41	18.69
27-4011	Audio and Video Equipment Technicians	310	18.13	14.80	19.79	18.00
27-4012	Broadcast Technicians	170	23.15	12.15	28.65	17.13
27-4014	Sound Engineering Technicians	NA	22.75	11.53	28.36	18.76
27-4021	Photographers	150	13.16	8.22	15.63	11.71
27-4031	Camera Operators, Television, Video, and Motion Picture	NA	22.53	18.32	24.64	21.98
27-4032	Film and Video Editors	20	18.91	14.18	21.28	18.42
27-4099	Media and Communication Equipment Workers, All Other	NA	29.55	26.36	31.14	29.40
29-0000	<u>Healthcare Practitioners and Technical Occupations</u>	23,000	33.46	16.81	41.79	28.33
29-1011	Chiropractors	110	41.45	27.71	48.33	31.77
29-1021	Dentists, General	290	88.79	N/A	N/A	N/A
29-1022	Oral and Maxillofacial Surgeons	10	N/A	N/A	N/A	N/A
29-1031	Dietitians and Nutritionists	400	24.40	20.42	26.39	24.83
29-1041	Optometrists	NA	51.11	32.71	60.31	39.01
29-1051	Pharmacists	780	44.88	33.99	50.33	45.57
29-1061	Anesthesiologists	120	N/A	N/A	N/A	N/A
29-1062	Family and General Practitioners	350	75.87	55.37	86.13	N/A
29-1063	Internists, General	240	91.14	N/A	N/A	N/A
29-1064	Obstetricians and Gynecologists	70	82.77	N/A	N/A	N/A
29-1065	Pediatricians, General	40	68.07	54.55	74.83	63.71
29-1066	Psychiatrists	70	85.12	52.57	101.39	N/A
29-1067	Surgeons	280	87.91	N/A	N/A	N/A
29-1069	Physicians and Surgeons, All Other	1,090	69.94	18.80	95.50	N/A
29-1071	Physician Assistants	260	38.80	30.79	42.81	39.80
29-1081	Podiatrists	80	45.45	32.13	52.11	37.80
29-1111	Registered Nurses	8,420	31.51	24.93	34.80	30.84
29-1122	Occupational Therapists	240	27.45	17.06	32.64	26.22
29-1123	Physical Therapists	470	33.53	25.41	37.58	33.31
29-1124	Radiation Therapists	50	35.62	25.91	40.47	35.14
29-1125	Recreational Therapists	90	18.46	13.46	20.95	17.79
29-1126	Respiratory Therapists	260	26.71	23.25	28.43	26.80

Delaware Wages 2007 - Statewide

CODE	OCCUPATIONAL TITLES	Empl	(\$)Mean	(\$)Entry	(\$)Exp	(\$)Median
29-1127	Speech-Language Pathologists	250	34.44	25.78	38.76	34.91
29-1131	Veterinarians	270	47.16	30.90	55.30	43.52
29-1199	Health Diagnosing and Treating Practitioners, All Other	110	N/A	N/A	N/A	N/A
29-2011	Medical and Clinical Laboratory Technologists	430	25.76	20.00	28.64	26.19
29-2012	Medical and Clinical Laboratory Technicians	240	16.58	10.97	19.38	15.24
29-2021	Dental Hygienists	500	30.98	24.01	34.46	33.02
29-2031	Cardiovascular Technologists and Technicians	140	24.32	16.22	28.37	25.65
29-2032	Diagnostic Medical Sonographers	320	25.24	14.79	30.47	26.33
29-2033	Nuclear Medicine Technologists	90	31.78	26.98	34.18	31.53
29-2034	Radiologic Technologists and Technicians	840	24.47	19.20	27.10	24.74
29-2041	Emergency Medical Technicians and Paramedics	700	17.61	12.21	20.31	15.81
29-2051	Dietetic Technicians	150	11.07	7.42	12.89	9.38
29-2052	Pharmacy Technicians	1,200	11.94	7.96	13.93	10.96
29-2053	Psychiatric Technicians	190	15.35	13.40	16.32	15.01
29-2055	Surgical Technologists	220	20.57	16.08	22.81	19.99
29-2056	Veterinary Technologists and Technicians	210	15.04	10.64	17.25	15.22
29-2061	Licensed Practical and Licensed Vocational Nurses	2,160	21.69	16.89	24.08	21.70
29-2071	Medical Records and Health Information Technicians	490	14.85	11.17	16.70	13.97
29-2081	Opticians, Dispensing	190	13.18	8.10	15.72	13.13
29-2099	Health Technologists and Technicians, All Other	120	17.36	11.29	20.39	14.68
29-9011	Occupational Health and Safety Specialists	120	29.99	21.14	34.41	28.76
29-9012	Occupational Health and Safety Technicians	20	18.22	13.43	20.61	16.74
29-9091	Athletic Trainers	30	43,964	38,592	46,651	45,393
29-9099	Healthcare Practitioners and Technical Workers, All Other	150	19.78	13.02	23.16	15.09
31-0000	<u>Healthcare Support Occupations</u>	10,840	13.55	10.16	15.25	13.13
31-1011	Home Health Aides	1,920	11.50	9.79	12.36	11.50
31-1012	Nursing Aides, Orderlies, and Attendants	5,440	12.95	10.12	14.36	12.94
31-2011	Occupational Therapist Assistants	100	24.21	18.71	26.96	24.96
31-2021	Physical Therapist Assistants	220	20.68	14.91	23.56	20.64
31-2022	Physical Therapist Aides	240	13.44	8.95	15.69	12.16
31-9011	Massage Therapists	110	16.84	7.31	21.61	13.17

Delaware Wages 2007 - Statewide

CODE	OCCUPATIONAL TITLES	Empl	(\$)Mean	(\$)Entry	(\$)Exp	(\$)Median
31-9091	Dental Assistants	700	16.38	12.43	18.36	16.56
31-9092	Medical Assistants	1,090	14.84	11.93	16.29	14.35
31-9093	Medical Equipment Preparers	140	14.62	11.60	16.13	14.32
31-9094	Medical Transcriptionists	240	15.89	12.51	17.58	15.70
31-9095	Pharmacy Aides	NA	12.16	11.13	12.68	11.61
31-9096	Veterinary Assistants and Laboratory Animal Caretakers	270	11.87	8.98	13.32	11.41
31-9099	Healthcare Support Workers, All Other	290	15.93	12.48	17.65	16.33
33-0000	<u>Protective Service Occupations</u>	9,050	18.59	9.89	22.94	16.67
33-1012	First-Line Supervisors/Managers of Police and Detectives	280	41.18	31.87	45.83	42.14
33-1099	First-Line Supervisors/Managers, Protective Service Workers, All Other	130	21.37	15.35	24.38	19.81
33-2011	Fire Fighters	290	26.61	21.19	29.32	27.52
33-2021	Fire Inspectors and Investigators	80	23.33	16.87	26.57	23.08
33-3021	Detectives and Criminal Investigators	270	29.60	20.81	34.00	30.47
33-3041	Parking Enforcement Workers	40	16.89	13.90	18.39	16.84
33-3051	Police and Sheriff's Patrol Officers	1,850	26.38	18.63	30.25	26.93
33-9011	Animal Control Workers	40	10.16	6.95	11.76	8.49
33-9021	Private Detectives and Investigators	30	20.76	12.03	25.13	21.64
33-9031	Gaming Surveillance Officers and Gaming Investigators	60	13.10	10.97	14.16	12.55
33-9032	Security Guards	3,520	11.44	8.74	12.78	11.02
33-9091	Crossing Guards	310	16.22	12.23	18.22	15.12
33-9092	Lifeguards, Ski Patrol, and Other Recreational Protective Service Workers	310	9.71	8.01	10.56	9.54
35-0000	<u>Food Preparation and Serving-Related Occupations</u>	34,610	9.95	7.18	11.33	8.86
35-1011	Chefs and Head Cooks	290	20.87	13.31	24.65	19.68
35-1012	First-Line Supervisors/Managers of Food Preparation and Serving Workers	2,330	16.24	11.00	18.86	15.86
35-2011	Cooks, Fast Food	850	8.89	7.20	9.73	8.36
35-2012	Cooks, Institution and Cafeteria	600	12.62	9.39	14.23	12.07
35-2014	Cooks, Restaurant	2,940	11.45	9.09	12.62	11.27
35-2015	Cooks, Short Order	770	9.90	7.65	11.03	9.47
35-2021	Food Preparation Workers	2,280	9.56	7.51	10.58	9.16
35-3011	Bartenders	1,510	9.25	7.19	10.28	8.53

Delaware Wages 2007 - Statewide

CODE	OCCUPATIONAL TITLES	Empl	(\$)Mean	(\$)Entry	(\$)Exp	(\$)Median
35-3021	Combined Food Preparation and Serving Workers, Including Fast Food	7,140	8.33	7.11	8.94	7.57
35-3022	Counter Attendants, Cafeteria, Food Concession, and Coffee Shop	2,810	10.75	7.68	12.28	10.47
35-3031	Waiters and Waitresses	7,750	9.21	7.09	10.26	8.09
35-3041	Food Servers, Nonrestaurant	820	10.33	7.84	11.58	10.19
35-9011	Dining Room and Cafeteria Attendants and Bartender Helpers	1,250	8.72	7.03	9.56	7.96
35-9021	Dishwashers	1,730	8.55	7.41	9.12	8.43
35-9031	Hosts and Hostesses, Restaurant, Lounge, and Coffee Shop	1,460	8.39	7.11	9.04	8.05
35-9099	Food Preparation and Serving Related Workers, All Other	60	10.52	7.81	11.87	10.45
37-0000	<u>Building and Grounds Cleaning and Maintenance Occupations</u>	14,550	11.55	7.94	13.35	10.31
37-1011	First-Line Supervisors/Managers of Housekeeping and Janitorial Workers	1,000	16.96	12.46	19.21	16.28
37-1012	First-Line Supervisors/Managers of Landscaping, Lawn Service Workers	270	24.80	15.98	29.21	25.08
37-2011	Janitors and Cleaners, Except Maids and Housekeeping Cleaners	7,590	10.57	7.67	12.02	9.48
37-2012	Maids and Housekeeping Cleaners	2,320	9.44	7.94	10.19	9.02
37-2021	Pest Control Workers	210	14.79	11.52	16.42	13.96
37-3011	Landscaping and Groundskeeping Workers	2,900	12.15	9.05	13.70	11.36
37-3012	Pesticide Handlers, Sprayers, and Applicators, Vegetation	190	15.17	11.39	17.06	14.09
37-3013	Tree Trimmers and Pruners	30	18.49	15.12	20.17	18.60
37-3019	Grounds Maintenance Workers, All Other	NA	10.78	7.20	12.57	8.69
39-0000	<u>Personal Care and Service Occupations</u>	8,370	11.93	7.89	13.95	10.44
39-1012	Slot Key Persons	30	18.66	14.96	20.51	17.97
39-1021	First-Line Supervisors/Managers of Personal Service Workers	300	18.40	10.88	22.15	16.87
39-2011	Animal Trainers	80	17.04	12.20	19.46	17.57
39-2021	Nonfarm Animal Caretakers	320	9.48	7.80	10.31	8.94
39-3012	Gaming and Sports Book Writers and Runners	140	15.30	10.07	17.92	13.54
39-3021	Motion Picture Projectionists	10	9.65	7.77	10.59	8.92
39-3031	Ushers, Lobby Attendants, and Ticket Takers	330	8.63	7.25	9.32	8.26
39-3091	Amusement and Recreation Attendants	600	9.85	7.39	11.09	9.11
39-3093	Locker Room, Coatroom, and Dressing Room Attendants	20	9.59	7.20	10.79	8.68
39-4011	Embalmers	30	16.87	12.33	19.15	14.34
39-4021	Funeral Attendants	130	12.83	9.26	14.61	11.27

Delaware Wages 2007 - Statewide

CODE	OCCUPATIONAL TITLES	Empl	(\$)Mean	(\$)Entry	(\$)Exp	(\$)Median
39-5011	Barbers	240	14.04	9.67	16.23	13.36
39-5012	Hairdressers, Hairstylists, and Cosmetologists	1,450	13.08	7.97	15.64	11.08
39-5092	Manicurists and Pedicurists	160	9.31	7.10	10.41	8.72
39-5093	Shampooers	250	7.92	7.08	8.35	7.63
39-5094	Skin Care Specialists	NA	14.02	8.76	16.65	12.66
39-6011	Baggage Porters and Bellhops	40	8.71	7.29	9.42	8.26
39-6012	Concierges	40	12.50	10.02	13.74	11.66
39-6021	Tour Guides and Escorts	NA	13.18	8.73	15.41	12.93
39-6032	Transportation Attendants, Except Flight Attendants and Baggage Porters	40	10.89	8.14	12.26	11.07
39-9011	Child Care Workers	1,230	9.92	7.46	11.15	9.05
39-9021	Personal and Home Care Aides	520	10.96	9.13	11.87	10.83
39-9031	Fitness Trainers and Aerobics Instructors	880	11.86	8.35	13.61	10.46
39-9032	Recreation Workers	770	12.86	8.63	14.98	11.94
39-9041	Residential Advisors	410	14.12	10.19	16.09	13.49
39-9099	Personal Care and Service Workers, All Other	NA	16.47	7.31	21.05	9.08
41-0000	<u>Sales and Related Occupations</u>	47,250	16.45	7.90	20.73	11.31
41-1011	First-Line Supervisors/Managers of Retail Sales Workers	3,240	19.98	12.40	23.77	18.08
41-1012	First-Line Supervisors/Managers of Non-Retail Sales Workers	700	37.54	20.67	45.98	34.26
41-2011	Cashiers	11,270	9.20	7.47	10.06	8.66
41-2012	Gaming Change Persons and Booth Cashiers	230	9.17	7.03	10.23	8.79
41-2021	Counter and Rental Clerks	1,400	10.96	7.17	12.86	10.06
41-2022	Parts Salespersons	860	13.40	9.21	15.50	12.41
41-2031	Retail Salespersons	17,810	11.94	7.84	13.99	9.68
41-3011	Advertising Sales Agents	310	34.02	13.35	44.35	24.52
41-3021	Insurance Sales Agents	1,100	29.54	15.46	36.58	22.85
41-3031	Securities, Commodities, and Financial Services Sales Agents	1,350	34.01	17.57	42.23	28.44
41-3041	Travel Agents	180	15.53	9.74	18.43	15.75
41-3099	Sales Representatives, Services, All Other	1,710	28.54	13.32	36.15	23.18
41-4011	Sales Reps., Wholesale and Manuf., Technical and Scientific Products	1,170	43.85	26.36	52.60	44.63
41-4012	Sales Reps., Wholesale and Manuf., Except Tech. and Scientific Products	3,090	29.65	15.52	36.71	26.51
41-9011	Demonstrators and Product Promoters	210	12.98	8.04	15.45	10.16

Delaware Wages 2007 - Statewide

CODE	OCCUPATIONAL TITLES	Empl	(\$)Mean	(\$)Entry	(\$)Exp	(\$)Median
41-9021	Real Estate Brokers	180	35.10	19.09	43.10	31.23
41-9022	Real Estate Sales Agents	770	25.02	12.49	31.29	19.69
41-9031	Sales Engineers	120	37.28	24.22	43.82	38.29
41-9041	Telemarketers	1,250	15.46	10.19	18.10	14.37
41-9099	Sales and Related Workers, All Other	260	17.17	10.15	20.68	13.82
43-0000	Office and Administrative Support Occupations	77,220	15.53	9.83	18.38	14.65
43-1011	First-Line Supervisors/Managers of Office and Admin. Support Workers	4,310	24.75	16.11	29.07	22.63
43-2011	Switchboard Operators, Including Answering Service	470	12.07	9.12	13.55	11.51
43-3011	Bill and Account Collectors	2,090	15.64	11.95	17.48	15.25
43-3021	Billing and Posting Clerks and Machine Operators	1,820	15.82	11.69	17.89	15.37
43-3031	Bookkeeping, Accounting, and Auditing Clerks	6,220	16.99	11.54	19.72	16.55
43-3051	Payroll and Timekeeping Clerks	480	16.33	11.87	18.56	16.72
43-3061	Procurement Clerks	250	17.58	12.79	19.98	17.33
43-3071	Tellers	1,530	11.75	9.86	12.70	11.51
43-4011	Brokerage Clerks	210	18.64	13.89	21.02	18.04
43-4021	Correspondence Clerks	NA	15.85	12.76	17.40	15.83
43-4031	Court, Municipal, and License Clerks	470	15.52	12.68	16.94	15.36
43-4041	Credit Authorizers, Checkers, and Clerks	NA	16.85	12.58	18.99	16.64
43-4051	Customer Service Representatives	8,340	15.17	10.51	17.50	14.31
43-4071	File Clerks	730	12.78	9.34	14.50	12.66
43-4081	Hotel, Motel, and Resort Desk Clerks	560	9.92	8.19	10.78	9.70
43-4111	Interviewers, Except Eligibility and Loan	480	14.04	10.27	15.92	14.04
43-4121	Library Assistants, Clerical	140	11.96	7.88	13.99	12.45
43-4131	Loan Interviewers and Clerks	1,120	15.92	12.69	17.54	15.00
43-4141	New Accounts Clerks	320	15.37	12.89	16.61	15.36
43-4151	Order Clerks	650	16.24	10.09	19.31	16.68
43-4161	Human Resources Assistants, Except Payroll and Timekeeping	500	17.48	13.12	19.66	16.88
43-4171	Receptionists and Information Clerks	3,440	12.17	9.03	13.74	11.68
43-4181	Reservation and Transportation Ticket Agents and Travel Clerks	80	12.40	8.55	14.33	12.69
43-4199	Information and Record Clerks, All Other	420	15.86	11.23	18.18	16.20
43-5011	Cargo and Freight Agents	90	16.62	11.27	19.29	15.50

Delaware Wages 2007 - Statewide

CODE	OCCUPATIONAL TITLES	Empl	(\$)Mean	(\$)Entry	(\$)Exp	(\$)Median
43-5021	Couriers and Messengers	390	12.07	8.90	13.65	11.08
43-5031	Police, Fire, and Ambulance Dispatchers	230	17.08	13.37	18.93	16.34
43-5032	Dispatchers, Except Police, Fire, and Ambulance	430	16.78	12.21	19.07	15.48
43-5041	Meter Readers, Utilities	140	20.32	15.66	22.65	21.02
43-5051	Postal Service Clerks	250	21.25	20.36	21.70	21.61
43-5052	Postal Service Mail Carriers	1,070	21.14	18.08	22.67	21.28
43-5053	Postal Service Mail Sorters, Processors, and Processing Machine Operators	620	19.98	16.58	21.68	21.07
43-5061	Production, Planning, and Expediting Clerks	650	20.66	13.22	24.39	21.04
43-5071	Shipping, Receiving, and Traffic Clerks	1,930	14.19	9.15	16.71	13.13
43-5081	Stock Clerks and Order Fillers	5,710	10.96	7.90	12.49	10.20
43-5111	Weighers, Measurers, Checkers, and Samplers, Recordkeeping	190	13.99	9.76	16.11	13.06
43-6011	Executive Secretaries and Administrative Assistants	4,980	19.82	14.16	22.65	18.95
43-6012	Legal Secretaries	1,260	20.55	14.80	23.43	20.42
43-6013	Medical Secretaries	1,980	14.90	11.24	16.73	14.77
43-6014	Secretaries, Except Legal, Medical, and Executive	6,910	15.28	11.01	17.41	14.98
43-9011	Computer Operators	620	18.21	12.46	21.09	17.55
43-9021	Data Entry Keyers	1,150	12.68	9.82	14.11	12.28
43-9022	Word Processors and Typists	310	16.29	12.41	18.23	15.87
43-9031	Desktop Publishers	30	14.08	8.44	16.90	12.39
43-9041	Insurance Claims and Policy Processing Clerks	830	17.43	13.20	19.55	17.07
43-9051	Mail Clerks and Mail Machine Operators, Except Postal Service	610	11.47	7.95	13.23	11.20
43-9061	Office Clerks, General	10,740	12.46	7.69	14.84	12.06
43-9071	Office Machine Operators, Except Computer	180	13.58	10.70	15.02	13.52
43-9081	Proofreaders and Copy Markers	20	16.29	8.85	20.01	16.41
43-9199	Office and Administrative Support Workers, All Other	310	18.86	12.14	22.22	16.81
45-0000	Farming, Fishing, and Forestry Occupations	750	15.04	9.15	17.98	15.14
45-1011	First-Line Supervisors/Managers of Farming, Fishing, and Forestry Workers	60	23.76	19.24	26.02	23.18
45-2011	Agricultural Inspectors	140	19.61	15.31	21.76	20.52
45-2041	Graders and Sorters, Agricultural Products	90	N/A	N/A	N/A	N/A
45-2092	Farmworkers and Laborers, Crop, Nursery, and Greenhouse	NA	9.95	8.51	10.68	8.98
45-2093	Farmworkers, Farm and Ranch Animals	280	13.58	9.91	15.42	14.05

Delaware Wages 2007 - Statewide

CODE	OCCUPATIONAL TITLES	Empl	(\$)Mean	(\$)Entry	(\$)Exp	(\$)Median
47-0000	Construction and Extraction Occupations	22,420	19.99	12.31	23.83	18.63
47-1011	First-Line Super./Managers of Construction Trades and Extraction Workers	1,670	29.55	20.62	34.02	28.55
47-2011	Boilermakers	NA	30.11	23.28	33.53	32.65
47-2021	Brickmasons and Blockmasons	530	22.75	14.67	26.79	23.41
47-2022	Stonemasons	NA	16.88	12.13	19.26	15.02
47-2031	Carpenters	3,460	20.62	14.23	23.81	19.51
47-2041	Carpet Installers	50	22.01	18.74	23.64	22.36
47-2042	Floor Layers, Except Carpet, Wood, and Hard Tiles	NA	15.50	10.83	17.84	15.66
47-2044	Tile and Marble Setters	NA	22.29	15.32	25.77	22.29
47-2051	Cement Masons and Concrete Finishers	720	19.53	14.51	22.04	19.52
47-2053	Terrazzo Workers and Finishers	20	N/A	N/A	N/A	N/A
47-2061	Construction Laborers	3,770	14.29	9.99	16.45	13.27
47-2071	Paving, Surfacing, and Tamping Equipment Operators	360	18.82	13.85	21.31	17.66
47-2073	Operating Engineers and Other Construction Equipment Operators	1,460	20.46	15.08	23.15	19.36
47-2081	Drywall and Ceiling Tile Installers	320	19.28	12.40	22.72	18.82
47-2082	Tapers	NA	22.22	14.51	26.07	21.95
47-2111	Electricians	2,290	23.03	15.63	26.74	21.68
47-2121	Glaziers	NA	14.65	12.91	15.52	14.54
47-2131	Insulation Workers, Floor, Ceiling, and Wall	320	17.28	11.80	20.01	16.58
47-2132	Insulation Workers, Mechanical	370	22.09	14.28	26.00	22.43
47-2141	Painters, Construction and Maintenance	700	17.69	12.49	20.30	15.81
47-2142	Paperhangers	10	18.83	13.55	21.47	19.98
47-2151	Pipelayers	190	16.43	11.20	19.05	16.97
47-2152	Plumbers, Pipefitters, and Steamfitters	1,930	24.94	15.91	29.45	23.45
47-2161	Plasterers and Stucco Masons	90	19.61	14.61	22.12	19.31
47-2171	Reinforcing Iron and Rebar Workers	NA	20.02	15.46	22.30	17.07
47-2181	Roofers	370	16.58	11.79	18.98	16.58
47-2211	Sheet Metal Workers	800	21.03	14.31	24.39	19.89
47-2221	Structural Iron and Steel Workers	180	19.22	14.25	21.71	19.16
47-3011	Helpers--Brick-, Block-, and Stonemasons, and Tile and Marble Setters	110	15.37	10.49	17.81	13.70
47-3012	Helpers--Carpenters	380	11.79	9.46	12.96	11.26
47-3013	Helpers--Electricians	580	12.77	9.93	14.20	12.30

Delaware Wages 2007 - Statewide

CODE	OCCUPATIONAL TITLES	Empl	(\$)Mean	(\$)Entry	(\$)Exp	(\$)Median
47-3014	Helpers--Painters, Paperhangers, Plasterers, and Stucco Masons	NA	13.55	12.16	14.24	13.88
47-3015	Helpers--Pipelayers, Plumbers, Pipefitters, and Steamfitters	250	13.13	9.66	14.87	12.66
47-3016	Helpers--Roofers	NA	12.84	10.69	13.91	13.00
47-3019	Helpers, Construction Trades, All Other	80	10.04	7.44	11.34	9.92
47-4011	Construction and Building Inspectors	340	22.67	16.76	25.63	21.02
47-4041	Hazardous Materials Removal Workers	210	19.03	12.63	22.23	20.08
47-4051	Highway Maintenance Workers	80	14.05	12.21	14.97	13.69
47-4071	Septic Tank Servicers and Sewer Pipe Cleaners	60	16.14	13.25	17.58	14.84
47-4099	Construction and Related Workers, All Other	20	19.48	13.84	22.29	15.44
47-5021	Earth Drillers, Except Oil and Gas	NA	14.33	12.35	15.32	13.41
49-0000	<u>Installation, Maintenance, and Repair Occupations</u>	16,770	19.37	11.66	23.22	18.28
49-1011	First-Line Supervisors/Managers of Mechanics, Installers, and Repairers	1,270	28.95	19.75	33.55	28.34
49-2011	Computer, Automated Teller, and Office Machine Repairers	470	17.74	11.76	20.73	16.92
49-2022	Telecom. Equipment Installers and Repairers, Except Line Installers	410	17.45	8.93	21.71	17.69
49-2091	Avionics Technicians	70	21.25	15.62	24.07	21.25
49-2092	Electric Motor, Power Tool, and Related Repairers	10	21.25	16.92	23.41	22.00
49-2093	Electrical and Electronics Installers and Repairers, Trans. Equipment	NA	21.07	14.05	24.58	20.20
49-2094	Electrical and Electronics Repairers, Commercial and Industrial Equipment	140	23.01	16.30	26.36	24.39
49-2095	Electrical and Electronics Repairers, Powerhouse, Substation, and Relay	130	32.13	27.84	34.28	33.01
49-2096	Electronic Equipment Installers and Repairers, Motor Vehicles	100	14.12	10.11	16.13	13.31
49-2097	Electronic Home Entertainment Equipment Installers and Repairers	140	17.20	11.56	20.02	18.56
49-2098	Security and Fire Alarm Systems Installers	130	18.45	12.84	21.26	17.87
49-3011	Aircraft Mechanics and Service Technicians	450	24.42	19.61	26.83	24.24
49-3021	Automotive Body and Related Repairers	520	18.63	11.16	22.37	18.02
49-3023	Automotive Service Technicians and Mechanics	2,310	16.93	10.56	20.12	16.15
49-3031	Bus and Truck Mechanics and Diesel Engine Specialists	610	20.57	14.39	23.66	20.23
49-3041	Farm Equipment Mechanics	100	17.83	14.17	19.65	18.38
49-3042	Mobile Heavy Equipment Mechanics, Except Engines	410	20.83	15.60	23.44	20.76
49-3043	Rail Car Repairers	NA	19.98	16.82	21.56	20.20
49-3051	Motorboat Mechanics	150	14.49	10.99	16.24	14.03
49-3052	Motorcycle Mechanics	70	15.62	11.37	17.75	15.02

Delaware Wages 2007 - Statewide

CODE	OCCUPATIONAL TITLES	Empl	(\$)Mean	(\$)Entry	(\$)Exp	(\$)Median
49-3053	Outdoor Power Equipment and Other Small Engine Mechanics	100	14.95	10.89	16.99	14.88
49-3092	Recreational Vehicle Service Technicians	50	16.93	14.83	17.97	16.75
49-3093	Tire Repairers and Changers	240	11.35	7.72	13.17	9.98
49-9011	Mechanical Door Repairers	NA	15.21	10.88	17.37	16.47
49-9012	Control and Valve Installers and Repairers, Except Mechanical Door	130	25.83	15.14	31.18	27.59
49-9021	Heating, Air Conditioning, and Refrigeration Mechanics and Installers	1,360	19.36	13.87	22.11	18.84
49-9031	Home Appliance Repairers	100	15.97	11.74	18.09	14.39
49-9041	Industrial Machinery Mechanics	640	23.43	15.88	27.20	23.51
49-9042	Maintenance and Repair Workers, General	3,900	17.23	11.06	20.32	16.55
49-9043	Maintenance Workers, Machinery	60	19.27	13.48	22.17	19.35
49-9044	Millwrights	210	27.24	18.35	31.69	29.60
49-9051	Electrical Power-Line Installers and Repairers	360	26.61	17.11	31.35	27.80
49-9052	Telecommunications Line Installers and Repairers	440	26.60	22.17	28.81	27.98
49-9062	Medical Equipment Repairers	90	17.30	13.33	19.29	14.62
49-9069	Precision Instrument and Equipment Repairers, All Other	20	26.40	24.23	27.48	27.01
49-9091	Coin, Vending, and Amusement Machine Servicers and Repairers	290	12.95	9.56	14.65	13.31
49-9094	Locksmiths and Safe Repairers	30	18.18	9.23	22.66	20.56
49-9095	Manufactured Building and Mobile Home Installers	100	14.83	11.69	16.40	14.01
49-9098	Helpers--Installation, Maintenance, and Repair Workers	620	12.80	8.98	14.71	12.20
49-9099	Installation, Maintenance, and Repair Workers, All Other	350	15.85	10.75	18.40	15.39
51-0000	<u>Production Occupations</u>	26,450	15.89	8.91	19.38	13.49
51-1011	First-Line Supervisors/Managers of Production and Operating Workers	1,460	26.70	16.53	31.79	25.75
51-2011	Aircraft Structure, Surfaces, Rigging, and Systems Assemblers	110	16.96	12.38	19.25	16.87
51-2022	Electrical and Electronic Equipment Assemblers	170	17.87	11.36	21.13	19.45
51-2041	Structural Metal Fabricators and Fitters	380	15.72	11.43	17.87	14.42
51-2092	Team Assemblers	1,230	15.00	10.77	17.11	15.47
51-3011	Bakers	390	11.33	8.17	12.91	10.57
51-3021	Butchers and Meat Cutters	310	16.12	11.71	18.32	16.31
51-3022	Meat, Poultry, and Fish Cutters and Trimmers	4,840	9.55	7.93	10.37	9.26
51-3092	Food Batchmakers	NA	10.49	7.89	11.79	9.21
51-3093	Food Cooking Machine Operators and Tenders	150	9.60	7.80	10.50	9.23

Delaware Wages 2007 - Statewide

CODE	OCCUPATIONAL TITLES	Empl	(\$)Mean	(\$)Entry	(\$)Exp	(\$)Median
51-4011	Computer-Controlled Machine Tool Operators, Metal and Plastic	190	16.40	12.20	18.49	14.68
51-4012	Numerical Tool and Process Control Programmers	20	24.76	17.06	28.60	23.10
51-4021	Extruding and Drawing Machine Operators and Tenders, Metal and Plastic	270	16.71	12.58	18.77	16.47
51-4031	Cutting, Punching, and Press Machine Setters, Operators, Metal and Plastic	300	15.18	10.92	17.31	15.54
51-4032	Drilling and Boring Machine Tool Operators and Tenders, Metal and Plastic	30	15.01	10.40	17.32	14.28
51-4033	Grinding, Polishing, and Buffing Machine Tool Operators, Metal and Plastic	50	14.69	11.89	16.09	14.41
51-4041	Machinists	570	22.05	15.71	25.23	22.01
51-4072	Molding, Coremaking, and Casting Machine Operators, Metal and Plastic	NA	26.81	15.76	32.33	31.34
51-4081	Multiple Machine Tool Setters, Operators, and Tenders, Metal and Plastic	50	10.91	9.05	11.85	10.57
51-4111	Tool and Die Makers	80	26.22	20.10	29.28	26.68
51-4121	Welders, Cutters, Solderers, and Brazers	720	18.18	11.23	21.66	17.28
51-4122	Welding, Soldering, and Brazing Machine Setters, Operators, and Tenders	90	20.06	14.57	22.81	19.07
51-4192	Lay-Out Workers, Metal and Plastic	20	19.97	15.36	22.27	18.30
51-4193	Plating and Coating Machine Operators and Tenders, Metal and Plastic	10	12.81	8.56	14.93	13.89
51-4199	Metal Workers and Plastic Workers, All Other	NA	22.26	21.43	22.67	22.35
51-5011	Bindery Workers	70	14.11	9.82	16.25	13.61
51-5021	Job Printers	NA	17.47	13.30	19.56	15.46
51-5022	Prepress Technicians and Workers	160	17.33	10.80	20.59	17.39
51-5023	Printing Machine Operators	380	15.69	10.64	18.22	15.03
51-6011	Laundry and Dry-Cleaning Workers	620	10.06	7.14	11.52	9.05
51-6021	Pressers, Textile, Garment, and Related Materials	110	9.78	7.45	10.95	8.90
51-6031	Sewing Machine Operators	210	10.77	8.25	12.02	9.85
51-6052	Tailors, Dressmakers, and Custom Sewers	100	14.54	13.11	15.25	14.11
51-6062	Textile Cutting Machine Setters, Operators, and Tenders	10	10.52	8.44	11.56	9.42
51-6093	Upholsterers	130	18.99	9.95	23.52	19.63
51-6099	Textile, Apparel, and Furnishings Workers, All Other	120	14.48	8.64	17.40	15.48
51-7011	Cabinetmakers and Bench Carpenters	100	16.49	10.84	19.32	16.46
51-7021	Furniture Finishers	30	12.07	8.93	13.63	11.38
51-7041	Sawing Machine Setters, Operators, and Tenders, Wood	20	14.70	10.08	17.01	12.23
51-7042	Woodworking Machine Setters, Operators, and Tenders, Except Sawing	80	13.73	11.52	14.83	13.65
51-8012	Power Distributors and Dispatchers	NA	33.20	28.08	35.76	34.25
51-8013	Power Plant Operators	130	30.50	28.01	31.75	30.57
51-8021	Stationary Engineers and Boiler Operators	70	29.36	24.41	31.83	30.25

Delaware Wages 2007 - Statewide

CODE	OCCUPATIONAL TITLES	Empl	(\$)Mean	(\$)Entry	(\$)Exp	(\$)Median
51-8031	Water and Liquid Waste Treatment Plant and System Operators	230	18.92	13.05	21.85	18.42
51-8091	Chemical Plant and System Operators	NA	22.27	17.68	24.57	19.10
51-8092	Gas Plant Operators	NA	22.98	14.25	27.35	22.23
51-8093	Petroleum Pump System Operators, Refinery Operators, and Gaugers	30	26.74	20.59	29.81	27.52
51-9011	Chemical Equipment Operators and Tenders	550	22.94	16.52	26.15	24.18
51-9012	Separating, Filtering, Clarifying, Precipitating, and Still Machine Operators	10	17.63	13.41	19.74	16.96
51-9021	Crushing, Grinding, and Polishing Machine Setters, Operators, and Tenders	NA	13.42	8.95	15.65	12.93
51-9023	Mixing and Blending Machine Setters, Operators, and Tenders	NA	17.51	12.91	19.81	17.42
51-9031	Cutters and Trimmers, Hand	50	14.51	12.58	15.47	14.28
51-9032	Cutting and Slicing Machine Setters, Operators, and Tenders	40	16.06	11.78	18.19	16.11
51-9041	Extruding, Forming, Pressing, and Compacting Machine Operators	90	13.78	10.03	15.65	13.51
51-9051	Furnace, Kiln, Oven, Drier, and Kettle Operators and Tenders	10	14.79	13.18	15.59	14.75
51-9061	Inspectors, Testers, Sorters, Samplers, and Weighers	680	15.76	10.13	18.57	14.54
51-9071	Jewelers and Precious Stone and Metal Workers	70	16.42	10.23	19.52	15.17
51-9081	Dental Laboratory Technicians	420	12.69	8.39	14.84	10.79
51-9083	Ophthalmic Laboratory Technicians	100	11.91	9.01	13.35	11.32
51-9111	Packaging and Filling Machine Operators and Tenders	730	14.02	8.86	16.60	12.55
51-9121	Coating, Painting, and Spraying Machine Setters, Operators, and Tenders	70	15.85	13.11	17.22	16.07
51-9122	Painters, Transportation Equipment	110	18.67	13.66	21.18	17.76
51-9123	Painting, Coating, and Decorating Workers	NA	11.21	9.85	11.90	11.03
51-9131	Photographic Process Workers	NA	11.22	9.38	12.14	11.27
51-9132	Photographic Processing Machine Operators	270	12.65	8.52	14.72	10.19
51-9191	Cementing and Gluing Machine Operators and Tenders	30	9.94	8.63	10.60	9.45
51-9194	Etchers and Engravers	NA	9.24	7.10	10.32	8.69
51-9195	Molders, Shapers, and Casters, Except Metal and Plastic	60	11.88	9.50	13.07	10.95
51-9198	Helpers--Production Workers	1,190	9.68	7.55	10.75	9.12
51-9199	Production Workers, All Other	400	N/A	N/A	N/A	N/A
53-0000	Transportation and Material Moving Occupations	25,600	14.53	8.97	17.32	13.11
53-1021	First-Line Super./Managers of Helpers, Laborers, and Material Movers, Hand	380	22.17	15.35	25.58	21.63
53-1031	First-Line Supervisors/Managers of Transportation Vehicle Operators	650	25.65	17.44	29.76	25.22
53-2011	Airline Pilots, Copilots, and Flight Engineers	50	88,729	49,996	108,096	83,416

Delaware Wages 2007 - Statewide

CODE	OCCUPATIONAL TITLES	Empl	(\$)Mean	(\$)Entry	(\$)Exp	(\$)Median
53-2012	Commercial Pilots	70	87,838	44,823	109,346	81,836
53-3011	Ambulance Drivers and Attendants, Except Emergency Medical Technicians	60	10.90	9.70	11.50	10.99
53-3021	Bus Drivers, Transit and Intercity	490	15.90	12.59	17.55	14.55
53-3022	Bus Drivers, School	1,740	11.78	7.70	13.83	12.32
53-3031	Driver/Sales Workers	1,030	11.41	7.20	13.51	10.81
53-3032	Truck Drivers, Heavy and Tractor-Trailer	4,200	17.59	12.54	20.12	17.17
53-3033	Truck Drivers, Light or Delivery Services	2,780	14.69	9.15	17.46	13.48
53-3041	Taxi Drivers and Chauffeurs	500	10.29	7.90	11.48	9.95
53-3099	Motor Vehicle Operators, All Other	130	19.42	13.85	22.20	20.71
53-4031	Railroad Conductors and Yardmasters	NA	25.17	18.99	28.26	21.36
53-5021	Captains, Mates, and Pilots of Water Vessels	50	22.72	11.29	28.44	19.06
53-6021	Parking Lot Attendants	370	9.35	7.71	10.17	8.96
53-6031	Service Station Attendants	90	9.80	8.27	10.57	9.08
53-6051	Transportation Inspectors	150	17.89	13.41	20.13	16.62
53-7011	Conveyor Operators and Tenders	20	14.65	13.00	15.48	14.64
53-7021	Crane and Tower Operators	120	17.76	15.19	19.04	17.55
53-7032	Excavating and Loading Machine and Dragline Operators	100	20.18	16.26	22.14	20.12
53-7051	Industrial Truck and Tractor Operators	1,510	13.80	10.16	15.62	13.48
53-7061	Cleaners of Vehicles and Equipment	790	10.11	7.63	11.35	9.68
53-7062	Laborers and Freight, Stock, and Material Movers, Hand	6,330	13.24	8.78	15.47	12.22
53-7063	Machine Feeders and Offbearers	70	14.36	8.38	17.34	12.67
53-7072	Pump Operators, Except Wellhead Pumpers	NA	16.14	10.77	18.82	11.78
53-7081	Refuse and Recyclable Material Collectors	330	15.73	12.11	17.54	15.71
53-7121	Tank Car, Truck, and Ship Loaders	10	27.62	18.82	32.02	30.96
53-7199	Material Moving Workers, All Other	NA	22.47	13.49	26.96	24.13

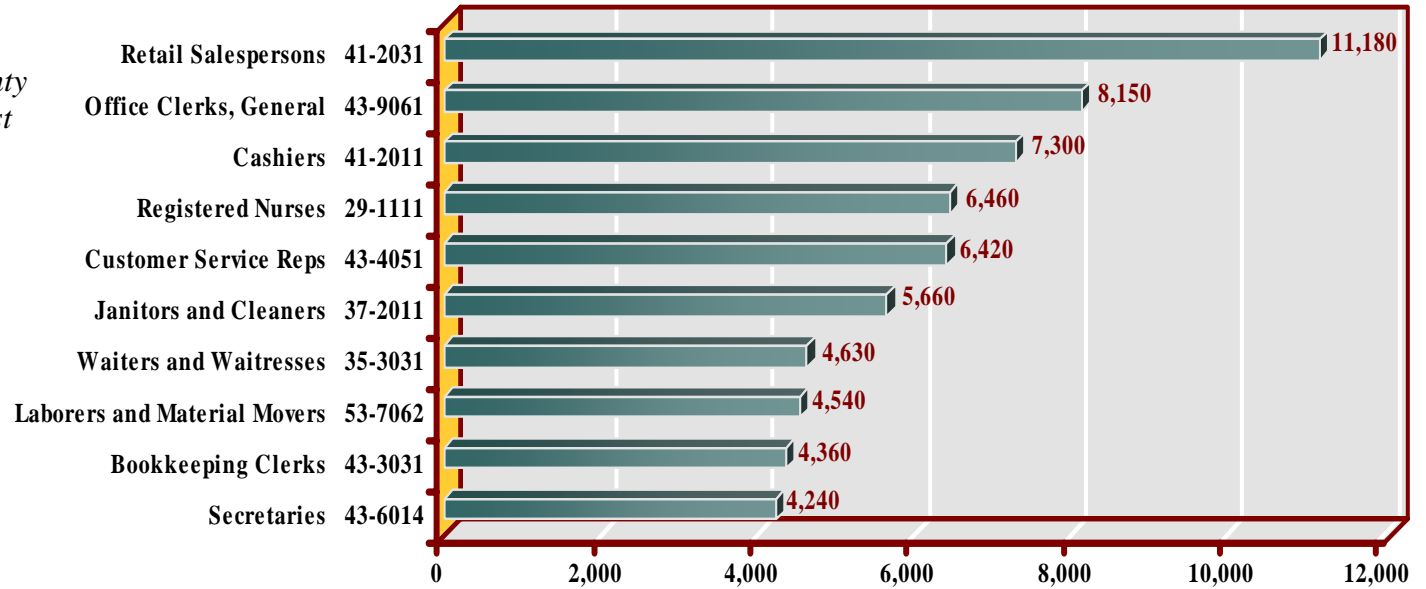
Delaware Wages 2007

NEW CASTLE COUNTY



New Castle County Top Occupations

Figure 2- New Castle County occupations with the highest employment levels



New Castle County Highest Paid Occupations

CODE	OCCUPATIONAL TITLES	(\$) Mean	Empl
29-1063	Internists, General	92.53	210
29-1064	Obstetricians and Gynecologists	89.24	30
29-1021	Dentists, General	88.13	250
11-1011	Chief Executives	86.27	450
29-1066	Psychiatrists	83.92	70
29-1062	Family and General Practitioners	75.38	230
11-9121	Natural Sciences Managers	72.90	180
29-1199	Health Diagnosing and Treating Practitioners, All Other	70.64	NA
23-1011	Lawyers	66.28	2060
29-1069	Physicians and Surgeons, All Other	64.87	920

Figure 3 - New Castle County occupations with the highest mean hourly wage

NA = Data not publishable

Delaware Wages 2007 - New Castle County

CODE	OCCUPATIONAL TITLES	Empl	(\$)Mean	(\$)Entry	(\$)Exp	(\$)Median
00-0000	Total all occupations	291,970	22.43	9.96	28.67	17.70
11-0000	Management Occupations	13,540	53.46	28.82	65.78	48.50
11-1011	Chief Executives	450	86.27	N/A	N/A	N/A
11-1021	General and Operations Managers	2,950	56.82	31.05	69.70	49.73
11-1031	Legislators	110	22,990	14,551	27,210	14,834
11-2011	Advertising and Promotions Managers	70	39.05	20.75	48.20	34.59
11-2021	Marketing Managers	740	62.84	39.32	74.61	62.94
11-2022	Sales Managers	890	54.48	29.79	66.82	49.86
11-2031	Public Relations Managers	110	51.34	30.82	61.60	45.97
11-3011	Administrative Services Managers	610	46.83	27.90	56.29	40.53
11-3021	Computer and Information Systems Managers	980	62.58	41.84	72.95	60.75
11-3031	Financial Managers	1,720	58.30	34.43	70.24	54.28
11-3041	Compensation and Benefits Managers	220	56.81	35.81	67.30	46.87
11-3042	Training and Development Managers	130	47.71	28.84	57.15	43.98
11-3049	Human Resources Managers, All Other	120	62.36	36.27	75.41	51.90
11-3051	Industrial Production Managers	320	48.78	36.22	55.05	46.63
11-3061	Purchasing Managers	190	53.55	38.29	61.18	53.70
11-3071	Transportation, Storage, and Distribution Managers	270	53.54	30.11	65.26	44.87
11-9021	Construction Managers	390	48.56	29.29	58.20	41.40
11-9031	Education Administrators, Preschool and Child Care Center/Program	200	22.46	15.56	25.92	20.07
11-9032	Education Administrators, Elementary and Secondary School	310	104,037	83,720	114,195	107,596
11-9033	Education Administrators, Postsecondary	190	44.55	26.77	53.44	38.72
11-9039	Education Administrators, All Other	30	28.20	18.52	33.04	29.63
11-9041	Engineering Managers	250	63.22	44.90	72.38	58.46
11-9051	Food Service Managers	350	30.80	21.03	35.68	28.23
11-9061	Funeral Directors	40	32.67	19.61	39.20	34.27
11-9081	Lodging Managers	40	33.63	19.23	40.84	29.47
11-9111	Medical and Health Services Managers	750	40.26	26.60	47.09	37.60
11-9121	Natural Sciences Managers	180	72.90	52.88	82.91	N/A
11-9131	Postmasters and Mail Superintendents	20	31.45	25.30	34.52	31.00

Delaware Wages 2007 - New Castle County

CODE	OCCUPATIONAL TITLES	Empl	(\$)Mean	(\$)Entry	(\$)Exp	(\$)Median
11-9141	Property, Real Estate, and Community Association Managers	140	31.81	19.89	37.77	26.73
11-9151	Social and Community Service Managers	390	29.22	22.20	32.73	28.56
11-9199	Managers, All Other	360	50.88	33.39	59.63	50.30
13-0000	Business and Financial Operations Occupations	20,650	30.69	17.36	37.36	27.80
13-1022	Wholesale and Retail Buyers, Except Farm Products	230	26.26	15.21	31.79	20.65
13-1023	Purchasing Agents, Except Wholesale, Retail, and Farm Products	710	30.55	20.49	35.58	28.58
13-1031	Claims Adjusters, Examiners, and Investigators	820	22.60	14.86	26.48	20.69
13-1041	Compliance Officers, Except Ag., Const., Health and Safety, and Trans.	570	25.70	17.12	29.99	23.17
13-1051	Cost Estimators	570	30.19	19.58	35.50	27.63
13-1071	Employment, Recruitment, and Placement Specialists	590	25.77	15.42	30.94	24.52
13-1072	Compensation, Benefits, and Job Analysis Specialists	370	29.79	20.27	34.55	27.38
13-1073	Training and Development Specialists	790	29.06	19.36	33.91	28.38
13-1079	Human Resources, Training, and Labor Relations Specialists, All Other	340	29.13	20.60	33.39	27.95
13-1081	Logisticians	310	37.24	24.70	43.52	35.01
13-1111	Management Analysts	2,250	41.86	24.57	50.51	41.21
13-1121	Meeting and Convention Planners	190	24.08	16.02	28.11	21.97
13-1199	Business Operations Specialists, All Other	1,490	28.08	14.01	35.12	28.79
13-2011	Accountants and Auditors	4,080	31.01	17.78	37.62	28.84
13-2021	Appraisers and Assessors of Real Estate	NA	23.68	17.57	26.74	20.29
13-2031	Budget Analysts	80	29.88	22.89	33.37	29.15
13-2041	Credit Analysts	1,420	24.22	16.55	28.06	21.78
13-2051	Financial Analysts	1,740	36.92	22.61	44.08	33.93
13-2052	Personal Financial Advisors	960	39.83	22.66	48.41	33.59
13-2053	Insurance Underwriters	480	29.64	19.50	34.71	27.82
13-2061	Financial Examiners	100	40.21	23.67	48.49	38.49
13-2071	Loan Counselors	NA	25.39	15.65	30.27	21.98
13-2072	Loan Officers	710	28.68	16.38	34.84	22.58
13-2082	Tax Preparers	570	20.84	9.49	26.52	16.81
13-2099	Financial Specialists, All Other	950	20.58	14.90	23.41	18.90

Delaware Wages 2007 - New Castle County

CODE	OCCUPATIONAL TITLES	Empl	(\$)Mean	(\$)Entry	(\$)Exp	(\$)Median
15-0000	<u>Computer and Mathematical Occupations</u>	11,210	36.96	22.17	44.35	34.80
15-1011	Computer and Information Scientists, Research	NA	47.29	33.15	54.36	41.83
15-1021	Computer Programmers	1,830	35.63	23.10	41.90	35.40
15-1031	Computer Software Engineers, Applications	1,370	39.51	27.18	45.68	40.00
15-1032	Computer Software Engineers, Systems Software	600	47.24	30.63	55.55	41.58
15-1041	Computer Support Specialists	1,690	27.22	18.29	31.68	25.69
15-1051	Computer Systems Analysts	2,470	41.12	23.18	50.08	37.78
15-1061	Database Administrators	510	36.50	23.65	42.93	34.44
15-1071	Network and Computer Systems Administrators	1,020	37.00	22.18	44.40	34.72
15-1081	Network Systems and Data Communications Analysts	890	34.26	20.46	41.16	30.10
15-1099	Computer Specialists, All Other	210	34.22	22.93	39.87	32.28
15-2011	Actuaries	90	53.72	33.02	64.07	54.37
15-2031	Operations Research Analysts	380	36.78	23.04	43.65	34.25
15-2041	Statisticians	20	33.97	20.92	40.49	30.67
17-0000	<u>Architecture and Engineering Occupations</u>	5,790	35.41	20.58	42.83	34.18
17-1011	Architects, Except Landscape and Naval	140	38.39	26.54	44.32	37.65
17-1012	Landscape Architects	NA	28.44	23.18	31.06	26.67
17-1022	Surveyors	140	24.50	17.99	27.75	23.73
17-2041	Chemical Engineers	670	47.75	34.24	54.51	45.37
17-2051	Civil Engineers	600	42.37	29.63	48.74	41.46
17-2061	Computer Hardware Engineers	NA	36.42	33.12	38.08	36.60
17-2071	Electrical Engineers	490	38.69	28.34	43.87	38.46
17-2072	Electronics Engineers, Except Computer	90	33.91	20.81	40.45	36.16
17-2081	Environmental Engineers	NA	34.04	19.90	41.10	30.30
17-2111	Health and Safety Engineers, Except Mining	NA	36.96	29.88	40.51	37.00
17-2112	Industrial Engineers	490	36.77	24.76	42.77	37.79
17-2131	Materials Engineers	10	37.10	26.17	42.57	30.06
17-2141	Mechanical Engineers	300	38.60	27.58	44.11	38.77
17-2199	Engineers, All Other	NA	33.46	18.12	41.14	34.41
17-3011	Architectural and Civil Drafters	290	20.77	14.82	23.74	19.75
17-3012	Electrical and Electronics Drafters	100	27.01	17.92	31.56	27.79

Delaware Wages 2007 - New Castle County

CODE	OCCUPATIONAL TITLES	Empl	(\$)Mean	(\$)Entry	(\$)Exp	(\$)Median
17-3013	Mechanical Drafters	170	27.83	17.33	33.08	25.80
17-3022	Civil Engineering Technicians	160	20.42	15.75	22.75	20.05
17-3023	Electrical and Electronic Engineering Technicians	590	24.99	13.84	30.57	27.24
17-3024	Electro-Mechanical Technicians	30	18.87	15.04	20.78	16.86
17-3025	Environmental Engineering Technicians	20	21.42	17.77	23.25	21.68
17-3026	Industrial Engineering Technicians	180	24.41	17.35	27.94	24.68
17-3027	Mechanical Engineering Technicians	110	26.05	20.29	28.93	25.87
17-3029	Engineering Technicians, Except Drafters, All Other	20	28.90	25.32	30.69	28.62
17-3031	Surveying and Mapping Technicians	60	17.27	10.95	20.43	16.05
19-0000	<u>Life, Physical, and Social Science Occupations</u>	6,990	34.19	21.88	40.34	30.90
19-1021	Biochemists and Biophysicists	560	49.68	29.14	59.95	55.77
19-1022	Microbiologists	60	32.41	25.81	35.71	31.26
19-1023	Zoologists and Wildlife Biologists	10	38.15	30.66	41.89	37.72
19-1029	Biological Scientists, All Other	50	22.42	15.27	25.99	21.57
19-1031	Conservation Scientists	10	27.65	18.19	32.38	23.26
19-1042	Medical Scientists, Except Epidemiologists	220	46.64	28.62	55.65	45.87
19-2012	Physicists	40	37.93	19.00	47.39	30.80
19-2031	Chemists	900	39.09	23.68	46.79	36.42
19-2032	Materials Scientists	60	34.12	18.94	41.71	30.09
19-2041	Environmental Scientists and Specialists, Including Health	170	28.81	19.81	33.31	24.13
19-2042	Geoscientists, Except Hydrologists and Geographers	50	32.19	18.51	39.04	25.97
19-2099	Physical Scientists, All Other	20	36.66	20.76	44.61	42.59
19-3011	Economists	70	42.92	29.36	49.70	37.26
19-3021	Market Research Analysts	2,000	37.24	24.51	43.60	36.33
19-3022	Survey Researchers	20	19.45	14.69	21.83	18.44
19-3031	Clinical, Counseling, and School Psychologists	200	30.96	21.64	35.62	30.28
19-3051	Urban and Regional Planners	50	27.98	24.04	29.95	28.16
19-3099	Social Scientists and Related Workers, All Other	80	30.72	24.74	33.71	29.70
19-4021	Biological Technicians	500	27.90	25.61	29.05	28.90

Delaware Wages 2007 - New Castle County

CODE	OCCUPATIONAL TITLES	Empl	(\$)Mean	(\$)Entry	(\$)Exp	(\$)Median
19-4031	Chemical Technicians	1,200	28.43	25.89	29.69	28.79
19-4091	Environmental Science and Protection Technicians, Including Health	NA	15.72	11.62	17.78	14.72
19-4099	Life, Physical, and Social Science Technicians, All Other	210	24.82	20.16	27.15	24.06
21-0000	<u>Community and Social Services Occupations</u>	4,020	20.46	13.65	23.86	19.37
21-1011	Substance Abuse and Behavioral Disorder Counselors	170	18.23	12.58	21.05	16.86
21-1012	Educational, Vocational, and School Counselors	510	26.39	17.21	30.97	25.05
21-1014	Mental Health Counselors	160	20.72	13.68	24.25	18.86
21-1015	Rehabilitation Counselors	220	16.29	11.11	18.87	15.35
21-1019	Counselors, All Other	10	15.25	10.61	17.57	15.26
21-1021	Child, Family, and School Social Workers	850	21.96	16.17	24.86	21.22
21-1022	Medical and Public Health Social Workers	170	24.04	19.47	26.33	23.98
21-1023	Mental Health and Substance Abuse Social Workers	430	20.79	14.91	23.73	20.23
21-1029	Social Workers, All Other	NA	20.49	17.22	22.12	19.28
21-1091	Health Educators	90	25.26	15.27	30.26	26.99
21-1093	Social and Human Service Assistants	640	14.00	10.37	15.82	13.39
21-1099	Community and Social Service Specialists, All Other	220	17.92	13.44	20.16	15.63
21-2011	Clergy	30	23.04	16.70	26.20	21.63
23-0000	<u>Legal Occupations</u>	3,670	48.44	19.21	63.06	38.43
23-1011	Lawyers	2,060	66.28	35.64	81.59	65.07
23-1022	Arbitrators, Mediators, and Conciliators	NA	24.92	18.33	28.21	22.41
23-2011	Paralegals and Legal Assistants	1,060	24.96	16.79	29.04	23.04
23-2092	Law Clerks	240	21.12	15.84	23.76	19.15
23-2099	Legal Support Workers, All Other	50	21.08	13.99	24.62	21.73
25-0000	<u>Education, Training, and Library Occupations</u>	14,700	23.58	12.02	29.36	21.57
25-1011	Business Teachers, Postsecondary	200	94,080	56,016	113,113	88,301
25-1021	Computer Science Teachers, Postsecondary	80	94,238	56,857	112,929	89,492
25-1022	Mathematical Science Teachers, Postsecondary	100	74,760	53,473	85,404	64,064
25-1063	Economics Teachers, Postsecondary	NA	103,246	66,507	121,616	94,222
25-1067	Sociology Teachers, Postsecondary	60	81,121	47,940	97,711	71,715

Delaware Wages 2007 - New Castle County

CODE	OCCUPATIONAL TITLES	Empl	(\$)Mean	(\$)Entry	(\$)Exp	(\$)Median
25-1071	Health Specialties Teachers, Postsecondary	60	63,053	38,338	75,410	58,645
25-1081	Education Teachers, Postsecondary	170	59,011	34,766	71,133	56,255
25-1121	Art, Drama, and Music Teachers, Postsecondary	NA	54,896	27,777	68,455	53,010
25-1123	English Language and Literature Teachers, Postsecondary	270	70,082	43,319	83,463	60,551
25-1124	Foreign Language and Literature Teachers, Postsecondary	110	46,742	28,895	55,665	40,336
25-1191	Graduate Teaching Assistants	670	27,173	15,861	32,829	24,908
25-1194	Vocational Education Teachers, Postsecondary	100	18.12	14.70	19.83	17.27
25-1199	Postsecondary Teachers, All Other	130	80,367	45,946	97,577	76,546
25-2011	Preschool Teachers, Except Special Education	1,210	12.19	8.90	13.83	11.50
25-2012	Kindergarten Teachers, Except Special Education	290	46,177	29,795	54,368	44,079
25-2021	Elementary School Teachers, Except Special Education	2,480	54,276	37,655	62,587	53,230
25-2022	Middle School Teachers, Except Special and Vocational Education	820	53,780	38,092	61,624	51,908
25-2031	Secondary School Teachers, Except Special and Vocational Education	1,260	54,424	35,170	64,051	54,695
25-2041	Special Education Teachers, Preschool, Kindergarten, and Elem. School	380	50,102	33,543	58,382	47,189
25-2043	Special Education Teachers, Secondary School	310	58,114	42,583	65,880	57,154
25-3011	Adult Literacy, Remedial Education, and GED Teachers and Instructors	120	23.19	14.94	27.32	24.50
25-3021	Self-Enrichment Education Teachers	290	22.20	14.31	26.14	18.27
25-3099	Teachers and Instructors, All Other	NA	44,086	24,863	53,697	37,666
25-4012	Curators	50	23.84	18.06	26.73	22.81
25-4013	Museum Technicians and Conservators	90	16.53	11.48	19.06	15.73
25-4021	Librarians	270	29.35	19.70	34.18	31.69
25-4031	Library Technicians	180	17.84	13.00	20.25	17.82
25-9031	Instructional Coordinators	280	26.72	18.11	31.03	26.52
25-9041	Teacher Assistants	1,970	27,132	17,343	32,026	24,985
27-0000	<u>Arts, Design, Entertainment, Sports, and Media Occupations</u>	3,700	22.29	12.47	27.20	18.87
27-1011	Art Directors	70	33.43	23.60	38.35	30.40
27-1014	Multi-Media Artists and Animators	NA	19.66	14.96	22.02	18.56
27-1023	Floral Designers	100	12.40	9.95	13.63	11.52
27-1024	Graphic Designers	310	21.89	15.15	25.26	19.20
27-1025	Interior Designers	160	20.24	8.42	26.15	17.60
27-1026	Merchandise Displayers and Window Trimmers	NA	14.26	10.99	15.90	13.88

Delaware Wages 2007 - New Castle County

CODE	OCCUPATIONAL TITLES	Empl	(\$)Mean	(\$)Entry	(\$)Exp	(\$)Median
27-1027	Set and Exhibit Designers	50	22.12	16.91	24.73	21.11
27-2012	Producers and Directors	NA	17.21	12.91	19.36	14.99
27-2021	Athletes and Sports Competitors	10	41,438	22,906	50,704	36,294
27-2022	Coaches and Scouts	150	36,361	16,210	46,436	25,356
27-2041	Music Directors and Composers	NA	42.26	34.19	46.30	45.12
27-3011	Radio and Television Announcers	NA	24.20	10.10	31.26	18.38
27-3022	Reporters and Correspondents	NA	26.47	12.90	33.26	15.26
27-3031	Public Relations Specialists	490	27.54	18.30	32.16	24.79
27-3041	Editors	160	31.50	21.99	36.26	28.80
27-3042	Technical Writers	100	27.73	19.40	31.89	29.16
27-3043	Writers and Authors	40	25.97	17.19	30.35	23.06
27-4011	Audio and Video Equipment Technicians	300	18.17	14.96	19.78	18.02
27-4012	Broadcast Technicians	NA	23.16	12.14	28.67	16.18
27-4021	Photographers	100	13.81	8.65	16.39	13.60
27-4031	Camera Operators, Television, Video, and Motion Picture	NA	22.75	18.78	24.73	22.08
29-0000	Healthcare Practitioners and Technical Occupations	16,900	34.57	18.17	42.77	29.18
29-1011	Chiropractors	100	43.33	28.13	50.93	31.62
29-1021	Dentists, General	250	88.13	N/A	N/A	N/A
29-1031	Dietitians and Nutritionists	340	24.61	20.69	26.56	24.98
29-1041	Optometrists	NA	41.77	32.16	46.57	37.87
29-1051	Pharmacists	500	44.61	34.86	49.48	44.83
29-1061	Anesthesiologists	120	N/A	N/A	N/A	N/A
29-1062	Family and General Practitioners	230	75.38	58.81	83.66	N/A
29-1063	Internists, General	210	92.53	N/A	N/A	N/A
29-1064	Obstetricians and Gynecologists	30	89.24	N/A	N/A	N/A
29-1066	Psychiatrists	70	83.92	52.37	99.69	N/A
29-1067	Surgeons	170	N/A	N/A	N/A	N/A
29-1069	Physicians and Surgeons, All Other	920	64.87	17.38	88.62	N/A
29-1071	Physician Assistants	190	39.28	32.51	42.67	39.29
29-1081	Podiatrists	70	47.30	32.67	54.62	38.54
29-1111	Registered Nurses	6,460	32.31	25.85	35.54	31.42

Delaware Wages 2007 - New Castle County

CODE	OCCUPATIONAL TITLES	Empl	(\$)Mean	(\$)Entry	(\$)Exp	(\$)Median
29-1122	Occupational Therapists	200	28.18	17.62	33.46	27.97
29-1123	Physical Therapists	400	33.15	25.29	37.08	32.93
29-1125	Recreational Therapists	80	18.53	13.05	21.27	17.70
29-1126	Respiratory Therapists	200	27.25	24.87	28.44	27.20
29-1127	Speech-Language Pathologists	200	34.57	25.27	39.22	35.27
29-1131	Veterinarians	160	45.38	31.09	52.53	42.75
29-1199	Health Diagnosing and Treating Practitioners, All Other	NA	70.64	25.55	93.18	N/A
29-2011	Medical and Clinical Laboratory Technologists	340	25.96	20.39	28.74	26.40
29-2012	Medical and Clinical Laboratory Technicians	150	18.24	12.33	21.19	17.55
29-2021	Dental Hygienists	400	31.66	25.45	34.76	33.61
29-2031	Cardiovascular Technologists and Technicians	120	24.58	16.63	28.55	25.84
29-2032	Diagnostic Medical Sonographers	230	26.26	16.54	31.12	27.00
29-2033	Nuclear Medicine Technologists	80	32.12	27.43	34.47	31.75
29-2034	Radiologic Technologists and Technicians	590	24.96	19.63	27.62	25.24
29-2041	Emergency Medical Technicians and Paramedics	360	19.09	13.46	21.90	17.14
29-2051	Dietetic Technicians	80	10.88	7.40	12.62	9.36
29-2052	Pharmacy Technicians	790	11.93	7.92	13.93	11.38
29-2053	Psychiatric Technicians	170	15.69	14.04	16.52	15.24
29-2055	Surgical Technologists	170	20.28	16.43	22.20	19.79
29-2056	Veterinary Technologists and Technicians	110	15.63	11.04	17.92	16.42
29-2061	Licensed Practical and Licensed Vocational Nurses	1,450	22.60	18.78	24.51	22.53
29-2071	Medical Records and Health Information Technicians	330	15.02	12.33	16.36	14.19
29-2081	Opticians, Dispensing	NA	13.49	8.13	16.17	12.95
29-2099	Health Technologists and Technicians, All Other	70	17.79	12.87	20.25	16.47
29-9011	Occupational Health and Safety Specialists	70	29.31	20.81	33.57	28.38
29-9091	Athletic Trainers	30	43,876	38,109	46,759	45,379
29-9099	Healthcare Practitioners and Technical Workers, All Other	120	21.33	13.10	25.44	15.42
31-0000	<u>Healthcare Support Occupations</u>	7,130	13.86	10.55	15.52	13.31
31-1011	Home Health Aides	1,160	11.80	10.49	12.45	11.60
31-1012	Nursing Aides, Orderlies, and Attendants	3,500	13.03	10.52	14.28	12.93
31-2011	Occupational Therapist Assistants	90	24.19	18.57	27.00	24.90

Delaware Wages 2007 - New Castle County

CODE	OCCUPATIONAL TITLES	Empl	(\$)Mean	(\$)Entry	(\$)Exp	(\$)Median
31-2021	Physical Therapist Assistants	170	20.80	15.12	23.64	20.33
31-2022	Physical Therapist Aides	160	13.34	8.90	15.56	12.82
31-9011	Massage Therapists	60	18.71	8.23	23.95	13.88
31-9091	Dental Assistants	510	16.48	12.15	18.64	16.63
31-9092	Medical Assistants	690	15.02	12.35	16.35	14.38
31-9093	Medical Equipment Preparers	110	15.08	12.29	16.47	14.79
31-9094	Medical Transcriptionists	170	16.53	13.02	18.28	16.39
31-9096	Veterinary Assistants and Laboratory Animal Caretakers	160	11.79	9.05	13.17	11.59
31-9099	Healthcare Support Workers, All Other	260	16.23	13.07	17.81	16.54
33-0000	<u>Protective Service Occupations</u>	5,550	17.75	9.58	21.83	14.05
33-1012	First-Line Supervisors/Managers of Police and Detectives	130	39.85	31.17	44.20	41.09
33-1099	First-Line Supervisors/Managers, Protective Service Workers, All Other	100	21.33	15.48	24.25	19.40
33-2011	Fire Fighters	270	26.84	21.94	29.29	27.70
33-3021	Detectives and Criminal Investigators	180	32.86	24.63	36.97	34.21
33-3051	Police and Sheriff's Patrol Officers	1,130	27.35	21.29	30.38	27.54
33-9021	Private Detectives and Investigators	30	22.02	14.43	25.81	22.52
33-9032	Security Guards	3,000	11.51	8.84	12.84	11.10
33-9091	Crossing Guards	100	13.59	10.50	15.14	13.37
33-9099	Protective Service Workers, All Other	40	10.19	8.04	11.26	8.84
35-0000	<u>Food Preparation and Serving-Related Occupations</u>	20,740	10.20	7.29	11.66	9.10
35-1011	Chefs and Head Cooks	180	21.87	14.37	25.62	21.20
35-1012	First-Line Supervisors/Managers of Food Preparation and Serving Workers	1,360	16.80	10.97	19.72	16.88
35-2011	Cooks, Fast Food	450	8.56	7.08	9.31	8.08
35-2012	Cooks, Institution and Cafeteria	400	13.44	10.01	15.16	12.80
35-2014	Cooks, Restaurant	1,810	11.45	9.17	12.59	11.21
35-2015	Cooks, Short Order	360	9.38	7.45	10.35	9.05
35-2021	Food Preparation Workers	1,140	9.58	7.56	10.59	9.32
35-3011	Bartenders	960	9.40	7.41	10.40	8.80
35-3021	Combined Food Preparation and Serving Workers, Including Fast Food	4,160	8.64	7.09	9.41	7.70
35-3022	Counter Attendants, Cafeteria, Food Concession, and Coffee Shop	1,810	10.82	7.65	12.40	10.54

Delaware Wages 2007 - New Castle County

CODE	OCCUPATIONAL TITLES	Empl	(\$)Mean	(\$)Entry	(\$)Exp	(\$)Median
35-3031	Waiters and Waitresses	4,630	9.58	7.14	10.80	8.65
35-3041	Food Servers, Nonrestaurant	650	10.74	8.07	12.08	10.70
35-9011	Dining Room and Cafeteria Attendants and Bartender Helpers	760	8.93	7.11	9.84	8.33
35-9021	Dishwashers	1,100	8.68	7.82	9.12	8.62
35-9031	Hosts and Hostesses, Restaurant, Lounge, and Coffee Shop	910	8.38	7.18	8.99	8.12
35-9099	Food Preparation and Serving Related Workers, All Other	40	10.98	8.83	12.06	10.79
37-0000	<u>Building and Grounds Cleaning and Maintenance Occupations</u>	9,690	11.68	7.87	13.58	10.36
37-1011	First-Line Supervisors/Managers of Housekeeping and Janitorial Workers	620	18.01	12.93	20.55	17.57
37-1012	First-Line Supervisors/Managers of Landscaping, Lawn Service Workers	150	26.37	18.47	30.31	26.54
37-2011	Janitors and Cleaners, Except Maids and Housekeeping Cleaners	5,660	10.54	7.55	12.03	9.26
37-2012	Maids and Housekeeping Cleaners	1,290	9.85	8.15	10.69	9.44
37-2021	Pest Control Workers	130	15.44	12.19	17.06	14.29
37-3011	Landscaping and Groundskeeping Workers	1,670	12.56	9.34	14.17	11.83
37-3012	Pesticide Handlers, Sprayers, and Applicators, Vegetation	NA	15.03	11.63	16.74	14.11
37-3013	Tree Trimmers and Pruners	30	18.49	15.12	20.17	18.60
39-0000	<u>Personal Care and Service Occupations</u>	5,500	12.09	7.94	14.16	10.79
39-1021	First-Line Supervisors/Managers of Personal Service Workers	230	18.44	10.92	22.20	16.97
39-2011	Animal Trainers	60	18.77	16.11	20.11	18.52
39-2021	Nonfarm Animal Caretakers	160	10.13	8.07	11.16	9.34
39-3031	Ushers, Lobby Attendants, and Ticket Takers	190	8.28	7.46	8.68	8.25
39-3091	Amusement and Recreation Attendants	350	10.00	7.44	11.28	9.29
39-3093	Locker Room, Coatroom, and Dressing Room Attendants	20	9.29	7.19	10.34	8.56
39-4021	Funeral Attendants	90	11.97	8.89	13.51	10.91
39-5011	Barbers	130	12.77	8.82	14.75	13.02
39-5012	Hairdressers, Hairstylists, and Cosmetologists	920	12.80	7.64	15.39	11.20
39-5092	Manicurists and Pedicurists	NA	8.64	6.91	9.50	7.10
39-5093	Shampooers	180	7.77	7.08	8.12	7.38
39-5094	Skin Care Specialists	NA	14.83	9.66	17.42	13.66
39-6011	Baggage Porters and Bellhops	20	9.22	7.51	10.08	8.88
39-6012	Concierges	NA	13.02	10.81	14.13	11.85

Delaware Wages 2007 - New Castle County

CODE	OCCUPATIONAL TITLES	Empl	(\$)Mean	(\$)Entry	(\$)Exp	(\$)Median
39-6021	Tour Guides and Escorts	NA	12.98	8.62	15.16	12.83
39-6032	Transportation Attendants, Except Flight Attendants and Baggage Porters	40	10.97	8.15	12.38	11.40
39-9011	Child Care Workers	710	9.57	7.83	10.44	9.18
39-9021	Personal and Home Care Aides	420	11.22	9.26	12.20	11.13
39-9031	Fitness Trainers and Aerobics Instructors	640	11.94	8.56	13.63	10.48
39-9032	Recreation Workers	530	13.28	9.17	15.34	12.86
39-9041	Residential Advisors	360	14.61	10.66	16.58	14.06
41-0000	<u>Sales and Related Occupations</u>	31,420	17.58	8.02	22.36	11.99
41-1011	First-Line Supervisors/Managers of Retail Sales Workers	2,000	20.92	13.12	24.83	19.23
41-1012	First-Line Supervisors/Managers of Non-Retail Sales Workers	580	38.61	21.40	47.21	35.76
41-2011	Cashiers	7,300	9.49	7.69	10.39	8.89
41-2021	Counter and Rental Clerks	790	11.85	7.50	14.02	11.18
41-2022	Parts Salespersons	510	13.79	9.06	16.15	12.66
41-2031	Retail Salespersons	11,180	11.95	7.81	14.01	9.86
41-3011	Advertising Sales Agents	220	37.94	13.96	49.93	26.72
41-3021	Insurance Sales Agents	770	29.15	15.66	35.90	23.27
41-3031	Securities, Commodities, and Financial Services Sales Agents	1,260	34.19	17.69	42.45	28.51
41-3041	Travel Agents	150	15.51	9.43	18.55	15.66
41-3099	Sales Representatives, Services, All Other	1,470	29.20	13.77	36.91	23.57
41-4011	Sales Reps., Wholesale and Manuf., Technical and Scientific Products	990	44.02	26.50	52.78	44.67
41-4012	Sales Reps., Wholesale and Manuf., Except Tech. and Scientific Products	2,180	31.50	16.18	39.16	28.75
41-9011	Demonstrators and Product Promoters	140	14.57	7.82	17.94	10.76
41-9021	Real Estate Brokers	90	39.72	18.10	50.53	37.49
41-9022	Real Estate Sales Agents	390	19.23	10.49	23.59	16.89
41-9031	Sales Engineers	120	37.52	24.31	44.13	38.78
41-9041	Telemarketers	1,090	15.39	9.97	18.10	14.26
41-9099	Sales and Related Workers, All Other	80	20.24	10.21	25.26	14.31

Delaware Wages 2007 - New Castle County

CODE	OCCUPATIONAL TITLES	Empl	(\$)Mean	(\$)Entry	(\$)Exp	(\$)Median
43-0000	Office and Administrative Support Occupations	55,860	16.10	10.27	19.02	15.24
43-1011	First-Line Supervisors/Managers of Office and Admin. Support Workers	3,250	26.07	17.65	30.28	23.78
43-2011	Switchboard Operators, Including Answering Service	290	13.15	9.73	14.86	12.85
43-3011	Bill and Account Collectors	1,800	15.93	12.30	17.75	15.54
43-3021	Billing and Posting Clerks and Machine Operators	1,320	16.73	12.65	18.77	16.30
43-3031	Bookkeeping, Accounting, and Auditing Clerks	4,360	17.96	12.47	20.71	17.46
43-3051	Payroll and Timekeeping Clerks	350	16.86	12.83	18.88	17.16
43-3061	Procurement Clerks	180	18.67	14.38	20.81	18.18
43-3071	Tellers	910	12.11	10.18	13.08	11.70
43-4011	Brokerage Clerks	200	18.96	14.27	21.30	18.53
43-4021	Correspondence Clerks	NA	15.85	12.76	17.40	15.83
43-4031	Court, Municipal, and License Clerks	NA	15.54	12.29	17.17	15.21
43-4041	Credit Authorizers, Checkers, and Clerks	NA	16.94	12.64	19.08	16.74
43-4051	Customer Service Representatives	6,420	15.71	10.97	18.08	14.88
43-4061	Eligibility Interviewers, Government Programs	60	17.94	14.07	19.87	17.56
43-4071	File Clerks	590	12.99	9.54	14.72	12.87
43-4081	Hotel, Motel, and Resort Desk Clerks	220	10.55	8.63	11.52	10.41
43-4111	Interviewers, Except Eligibility and Loan	360	14.64	11.34	16.29	14.64
43-4121	Library Assistants, Clerical	110	13.12	9.00	15.18	13.39
43-4131	Loan Interviewers and Clerks	970	16.19	12.83	17.87	15.28
43-4141	New Accounts Clerks	210	15.89	13.44	17.11	15.81
43-4151	Order Clerks	470	17.59	11.78	20.50	17.97
43-4161	Human Resources Assistants, Except Payroll and Timekeeping	300	18.16	13.74	20.37	17.34
43-4171	Receptionists and Information Clerks	2,350	12.61	9.40	14.22	12.20
43-4181	Reservation and Transportation Ticket Agents and Travel Clerks	70	12.72	8.59	14.78	13.10
43-4199	Information and Record Clerks, All Other	290	15.94	11.31	18.25	16.51
43-5011	Cargo and Freight Agents	30	18.64	11.07	22.42	20.56
43-5021	Couriers and Messengers	340	11.89	8.92	13.38	11.28
43-5031	Police, Fire, and Ambulance Dispatchers	140	17.94	14.07	19.88	17.05
43-5032	Dispatchers, Except Police, Fire, and Ambulance	260	17.35	12.65	19.70	15.67
43-5041	Meter Readers, Utilities	60	N/A	N/A	N/A	N/A
43-5051	Postal Service Clerks	140	21.38	20.81	21.66	21.70

Delaware Wages 2007 - New Castle County

CODE	OCCUPATIONAL TITLES	Empl	(\$)Mean	(\$)Entry	(\$)Exp	(\$)Median
43-5052	Postal Service Mail Carriers	620	21.45	19.85	22.25	21.67
43-5053	Postal Service Mail Sorters, Processors, and Processing Machine Operators	590	20.17	17.19	21.66	21.19
43-5061	Production, Planning, and Expediting Clerks	490	21.16	13.37	25.06	21.59
43-5071	Shipping, Receiving, and Traffic Clerks	1,430	14.62	9.33	17.26	13.59
43-5081	Stock Clerks and Order Fillers	3,850	11.11	7.88	12.73	10.33
43-5111	Weighers, Measurers, Checkers, and Samplers, Recordkeeping	90	14.80	9.58	17.41	14.27
43-6011	Executive Secretaries and Administrative Assistants	4,080	19.95	14.34	22.76	19.16
43-6012	Legal Secretaries	950	21.99	16.65	24.66	21.83
43-6013	Medical Secretaries	1,380	15.78	12.30	17.52	15.68
43-6014	Secretaries, Except Legal, Medical, and Executive	4,240	15.38	10.94	17.60	15.00
43-9011	Computer Operators	530	18.70	12.94	21.58	18.11
43-9021	Data Entry Keyers	750	13.10	10.21	14.54	12.60
43-9022	Word Processors and Typists	240	16.78	13.05	18.65	16.27
43-9031	Desktop Publishers	20	15.97	10.24	18.84	15.50
43-9041	Insurance Claims and Policy Processing Clerks	720	17.78	13.83	19.76	17.26
43-9051	Mail Clerks and Mail Machine Operators, Except Postal Service	400	12.84	9.71	14.40	12.71
43-9061	Office Clerks, General	8,150	12.55	7.52	15.07	12.19
43-9071	Office Machine Operators, Except Computer	170	13.66	10.83	15.08	13.62
43-9081	Proofreaders and Copy Markers	20	18.03	11.37	21.35	18.25
43-9199	Office and Administrative Support Workers, All Other	210	19.00	11.63	22.68	16.66
45-0000	<u>Farming, Fishing, and Forestry Occupations</u>	110	16.36	11.95	18.57	15.91
45-1011	First-Line Supervisors/Managers of Farming, Fishing, and Forestry Workers	NA	23.82	20.10	25.69	23.64
45-2093	Farmworkers, Farm and Ranch Animals	40	14.34	10.69	16.16	15.11
47-0000	<u>Construction and Extraction Occupations</u>	14,570	21.42	13.24	25.51	20.52
47-1011	First-Line Super./Managers of Construction Trades and Extraction Workers	1,090	31.03	22.68	35.20	30.11
47-2011	Boilermakers	NA	30.11	23.28	33.53	32.65
47-2021	Brickmasons and Blockmasons	310	24.09	17.36	27.45	24.91
47-2031	Carpenters	1,960	22.29	16.12	25.38	21.82
47-2041	Carpet Installers	40	21.57	18.27	23.23	22.03
47-2042	Floor Layers, Except Carpet, Wood, and Hard Tiles	NA	15.06	9.88	17.65	15.76

Delaware Wages 2007 - New Castle County

CODE	OCCUPATIONAL TITLES	Empl	(\$)Mean	(\$)Entry	(\$)Exp	(\$)Median
47-2044	Tile and Marble Setters	NA	22.29	15.32	25.77	22.29
47-2051	Cement Masons and Concrete Finishers	440	21.38	16.95	23.59	21.27
47-2061	Construction Laborers	2,420	14.98	10.07	17.43	13.90
47-2071	Paving, Surfacing, and Tamping Equipment Operators	320	19.27	14.57	21.62	17.82
47-2073	Operating Engineers and Other Construction Equipment Operators	880	22.45	16.28	25.53	22.09
47-2081	Drywall and Ceiling Tile Installers	270	20.26	13.87	23.46	20.26
47-2082	Tapers	NA	21.73	14.25	25.48	20.92
47-2111	Electricians	1,670	24.72	16.69	28.73	23.49
47-2131	Insulation Workers, Floor, Ceiling, and Wall	160	18.85	12.75	21.90	17.90
47-2132	Insulation Workers, Mechanical	290	23.26	15.80	26.98	23.99
47-2141	Painters, Construction and Maintenance	560	18.46	12.74	21.32	16.26
47-2151	Pipelayers	90	17.80	13.99	19.70	17.72
47-2152	Plumbers, Pipefitters, and Steamfitters	1,360	27.36	18.26	31.90	26.28
47-2161	Plasterers and Stucco Masons	70	19.11	14.17	21.57	19.45
47-2181	Roofers	280	16.90	11.31	19.69	17.46
47-2211	Sheet Metal Workers	530	22.88	15.86	26.39	22.01
47-2221	Structural Iron and Steel Workers	100	20.18	15.92	22.31	20.02
47-3011	Helpers--Brick-, Block-, and Stonemasons, and Tile and Marble Setters	90	16.09	11.00	18.64	14.05
47-3012	Helpers--Carpenters	220	12.17	9.07	13.72	11.43
47-3013	Helpers--Electricians	390	13.42	9.82	15.22	13.23
47-3014	Helpers--Painters, Paperhangers, Plasterers, and Stucco Masons	NA	13.55	12.16	14.24	13.88
47-3015	Helpers--Pipelayers, Plumbers, Pipefitters, and Steamfitters	130	13.89	10.52	15.58	13.32
47-3019	Helpers, Construction Trades, All Other	30	10.61	8.79	11.52	10.37
47-4011	Construction and Building Inspectors	190	22.74	17.21	25.50	20.90
47-4041	Hazardous Materials Removal Workers	190	19.94	14.11	22.85	20.76
47-4051	Highway Maintenance Workers	NA	13.43	12.75	13.77	13.56
47-4071	Septic Tank Servicers and Sewer Pipe Cleaners	40	15.34	13.09	16.46	14.92
49-0000	<u>Installation, Maintenance, and Repair Occupations</u>	10,280	20.14	12.11	24.16	19.30
49-1011	First-Line Supervisors/Managers of Mechanics, Installers, and Repairers	720	29.93	20.43	34.68	29.38
49-2011	Computer, Automated Teller, and Office Machine Repairers	350	17.95	11.84	21.00	17.20
49-2022	Telecom. Equipment Installers and Repairers, Except Line Installers	240	18.29	8.51	23.18	20.50

Delaware Wages 2007 - New Castle County

CODE	OCCUPATIONAL TITLES	Empl	(\$)Mean	(\$)Entry	(\$)Exp	(\$)Median
49-2091	Avionics Technicians	NA	23.11	17.80	25.76	23.00
49-2094	Electrical and Electronics Repairers, Commercial and Industrial Equipment	90	22.48	15.34	26.05	23.43
49-2096	Electronic Equipment Installers and Repairers, Motor Vehicles	80	14.03	9.83	16.14	13.22
49-2097	Electronic Home Entertainment Equipment Installers and Repairers	140	17.18	11.58	19.98	18.52
49-2098	Security and Fire Alarm Systems Installers	60	19.31	13.32	22.31	18.88
49-3011	Aircraft Mechanics and Service Technicians	190	25.14	18.47	28.48	25.20
49-3021	Automotive Body and Related Repairers	330	19.47	11.77	23.31	18.79
49-3023	Automotive Service Technicians and Mechanics	1,430	17.75	10.90	21.18	16.86
49-3031	Bus and Truck Mechanics and Diesel Engine Specialists	440	22.00	15.97	25.02	21.41
49-3042	Mobile Heavy Equipment Mechanics, Except Engines	250	22.77	17.85	25.22	23.28
49-3053	Outdoor Power Equipment and Other Small Engine Mechanics	NA	16.49	12.93	18.26	15.80
49-3092	Recreational Vehicle Service Technicians	30	17.28	15.24	18.31	16.87
49-3093	Tire Repairers and Changers	90	12.02	9.03	13.51	11.08
49-9012	Control and Valve Installers and Repairers, Except Mechanical Door	100	N/A	N/A	N/A	N/A
49-9021	Heating, Air Conditioning, and Refrigeration Mechanics and Installers	960	20.31	14.31	23.31	20.08
49-9031	Home Appliance Repairers	80	16.24	12.31	18.20	14.26
49-9041	Industrial Machinery Mechanics	430	25.31	18.61	28.66	25.51
49-9042	Maintenance and Repair Workers, General	2,290	18.50	11.62	21.94	18.11
49-9043	Maintenance Workers, Machinery	20	21.98	16.24	24.86	23.46
49-9044	Millwrights	180	28.48	20.04	32.70	30.99
49-9051	Electrical Power-Line Installers and Repairers	130	26.92	17.53	31.61	27.66
49-9062	Medical Equipment Repairers	70	17.98	13.84	20.05	14.76
49-9091	Coin, Vending, and Amusement Machine Servicers and Repairers	180	12.52	8.91	14.32	12.64
49-9094	Locksmiths and Safe Repairers	20	17.23	8.49	21.60	19.16
49-9098	Helpers--Installation, Maintenance, and Repair Workers	440	13.40	9.19	15.51	12.85
49-9099	Installation, Maintenance, and Repair Workers, All Other	240	15.60	10.09	18.36	15.02
51-0000	Production Occupations	13,340	19.49	11.00	23.74	18.65
51-1011	First-Line Supervisors/Managers of Production and Operating Workers	800	30.70	20.96	35.57	30.82
51-2022	Electrical and Electronic Equipment Assemblers	140	19.46	13.74	22.32	20.61
51-2041	Structural Metal Fabricators and Fitters	120	18.39	14.15	20.51	17.90
51-2092	Team Assemblers	940	15.51	11.98	17.28	15.84

Delaware Wages 2007 - New Castle County

CODE	OCCUPATIONAL TITLES	Empl	(\$)Mean	(\$)Entry	(\$)Exp	(\$)Median
51-3011	Bakers	270	12.02	8.54	13.75	11.30
51-3021	Butchers and Meat Cutters	100	17.24	13.00	19.36	18.21
51-3022	Meat, Poultry, and Fish Cutters and Trimmers	50	9.23	7.20	10.24	8.53
51-4011	Computer-Controlled Machine Tool Operators, Metal and Plastic	170	16.54	12.13	18.75	14.86
51-4012	Numerical Tool and Process Control Programmers	10	25.26	17.39	29.20	22.90
51-4021	Extruding and Drawing Machine Operators and Tenders, Metal and Plastic	190	17.81	14.57	19.43	16.80
51-4023	Rolling Machine Setters, Operators, and Tenders, Metal and Plastic	20	17.20	12.80	19.41	16.69
51-4031	Cutting, Punching, and Press Machine Setters, Operators, Metal and Plastic	160	13.48	10.14	15.15	12.35
51-4032	Drilling and Boring Machine Tool Operators and Tenders, Metal and Plastic	20	16.72	11.78	19.19	16.37
51-4033	Grinding, Polishing, and Buffing Machine Tool Operators, Metal and Plastic	40	15.19	12.54	16.51	14.75
51-4041	Machinists	420	23.21	18.30	25.66	22.63
51-4121	Welders, Cutters, Solderers, and Brazers	400	20.54	14.21	23.71	19.59
51-4122	Welding, Soldering, and Brazing Machine Setters, Operators, and Tenders	80	21.14	16.09	23.66	21.26
51-4192	Lay-Out Workers, Metal and Plastic	20	19.97	15.36	22.27	18.30
51-4199	Metal Workers and Plastic Workers, All Other	NA	22.35	21.08	22.98	22.42
51-5011	Bindery Workers	50	13.61	9.69	15.58	12.47
51-5021	Job Printers	NA	17.70	13.68	19.71	15.48
51-5022	Prepress Technicians and Workers	80	18.44	9.53	22.89	20.27
51-5023	Printing Machine Operators	280	15.66	10.54	18.21	14.40
51-6011	Laundry and Dry-Cleaning Workers	440	9.25	7.13	10.32	8.21
51-6031	Sewing Machine Operators	90	11.42	8.60	12.84	11.00
51-6052	Tailors, Dressmakers, and Custom Sewers	NA	14.54	13.76	14.93	14.05
51-6093	Upholsterers	90	22.00	13.85	26.07	24.43
51-6099	Textile, Apparel, and Furnishings Workers, All Other	120	14.37	8.61	17.25	15.45
51-7011	Cabinetmakers and Bench Carpenters	50	17.05	10.69	20.23	16.87
51-8012	Power Distributors and Dispatchers	NA	33.20	28.08	35.76	34.25
51-8013	Power Plant Operators	90	29.97	27.60	31.16	29.71
51-8021	Stationary Engineers and Boiler Operators	30	N/A	N/A	N/A	N/A
51-8031	Water and Liquid Waste Treatment Plant and System Operators	80	21.96	16.21	24.84	22.62
51-8091	Chemical Plant and System Operators	NA	22.05	17.69	24.23	19.01
51-8093	Petroleum Pump System Operators, Refinery Operators, and Gaugers	30	27.42	22.13	30.06	28.21
51-9011	Chemical Equipment Operators and Tenders	330	25.53	21.43	27.58	26.31
51-9021	Crushing, Grinding, and Polishing Machine Setters, Operators, and Tenders	NA	13.39	8.84	15.67	12.76

Delaware Wages 2007 - New Castle County

CODE	OCCUPATIONAL TITLES	Empl	(\$)Mean	(\$)Entry	(\$)Exp	(\$)Median
51-9023	Mixing and Blending Machine Setters, Operators, and Tenders	NA	17.53	13.03	19.78	17.39
51-9031	Cutters and Trimmers, Hand	50	14.57	12.60	15.56	14.38
51-9032	Cutting and Slicing Machine Setters, Operators, and Tenders	30	17.41	13.05	19.60	18.25
51-9041	Extruding, Forming, Pressing, and Compacting Machine Operators	50	14.60	12.22	15.80	13.87
51-9061	Inspectors, Testers, Sorters, Samplers, and Weighers	370	16.79	11.01	19.69	15.22
51-9071	Jewelers and Precious Stone and Metal Workers	40	16.58	9.18	20.27	14.95
51-9081	Dental Laboratory Technicians	110	18.87	11.33	22.64	19.12
51-9083	Ophthalmic Laboratory Technicians	NA	12.22	9.83	13.41	11.52
51-9111	Packaging and Filling Machine Operators and Tenders	420	15.66	8.96	19.01	14.78
51-9121	Coating, Painting, and Spraying Machine Setters, Operators, and Tenders	60	15.85	13.72	16.91	16.01
51-9122	Painters, Transportation Equipment	80	18.39	13.34	20.92	17.37
51-9131	Photographic Process Workers	NA	11.59	9.80	12.49	11.68
51-9132	Photographic Processing Machine Operators	210	13.47	8.63	15.89	10.41
51-9195	Molders, Shapers, and Casters, Except Metal and Plastic	NA	10.76	9.03	11.62	10.20
51-9198	Helpers--Production Workers	570	10.85	8.07	12.23	10.42
53-0000	<u>Transportation and Material Moving Occupations</u>	16,600	14.83	9.23	17.62	13.54
53-1021	First-Line Super./Managers of Helpers, Laborers, and Material Movers, Hand	260	23.33	16.59	26.70	22.66
53-1031	First-Line Supervisors/Managers of Transportation Vehicle Operators	430	26.69	19.04	30.51	25.89
53-2011	Airline Pilots, Copilots, and Flight Engineers	30	N/A	N/A	N/A	N/A
53-2012	Commercial Pilots	60	94,354	50,901	116,080	86,184
53-3011	Ambulance Drivers and Attendants, Except Emergency Medical Technicians	20	10.26	8.24	11.27	10.50
53-3021	Bus Drivers, Transit and Intercity	470	16.05	12.73	17.72	14.67
53-3022	Bus Drivers, School	1,030	13.10	9.88	14.71	13.68
53-3031	Driver/Sales Workers	620	11.74	7.50	13.86	11.05
53-3032	Truck Drivers, Heavy and Tractor-Trailer	2,260	19.26	14.31	21.74	18.84
53-3033	Truck Drivers, Light or Delivery Services	1,850	15.05	9.47	17.83	14.10
53-3041	Taxi Drivers and Chauffeurs	360	10.23	7.91	11.38	9.73
53-3099	Motor Vehicle Operators, All Other	90	18.24	10.97	21.88	19.93
53-5021	Captains, Mates, and Pilots of Water Vessels	40	27.15	16.25	32.59	20.53
53-6021	Parking Lot Attendants	260	9.66	8.07	10.45	9.13
53-6031	Service Station Attendants	NA	10.05	8.72	10.72	9.07

Delware Wages 2007 - New Castle County

CODE	OCCUPATIONAL TITLES	Empl	(\$)Mean	(\$)Entry	(\$)Exp	(\$)Median
53-6051	Transportation Inspectors	80	17.67	13.44	19.78	15.89
53-7021	Crane and Tower Operators	100	17.76	15.01	19.14	17.54
53-7032	Excavating and Loading Machine and Dragline Operators	50	20.79	16.25	23.06	20.94
53-7051	Industrial Truck and Tractor Operators	790	14.31	10.82	16.06	13.98
53-7061	Cleaners of Vehicles and Equipment	430	10.07	7.55	11.33	9.00
53-7062	Laborers and Freight, Stock, and Material Movers, Hand	4,540	14.20	9.42	16.59	13.53
53-7081	Refuse and Recyclable Material Collectors	240	16.16	12.57	17.95	16.16

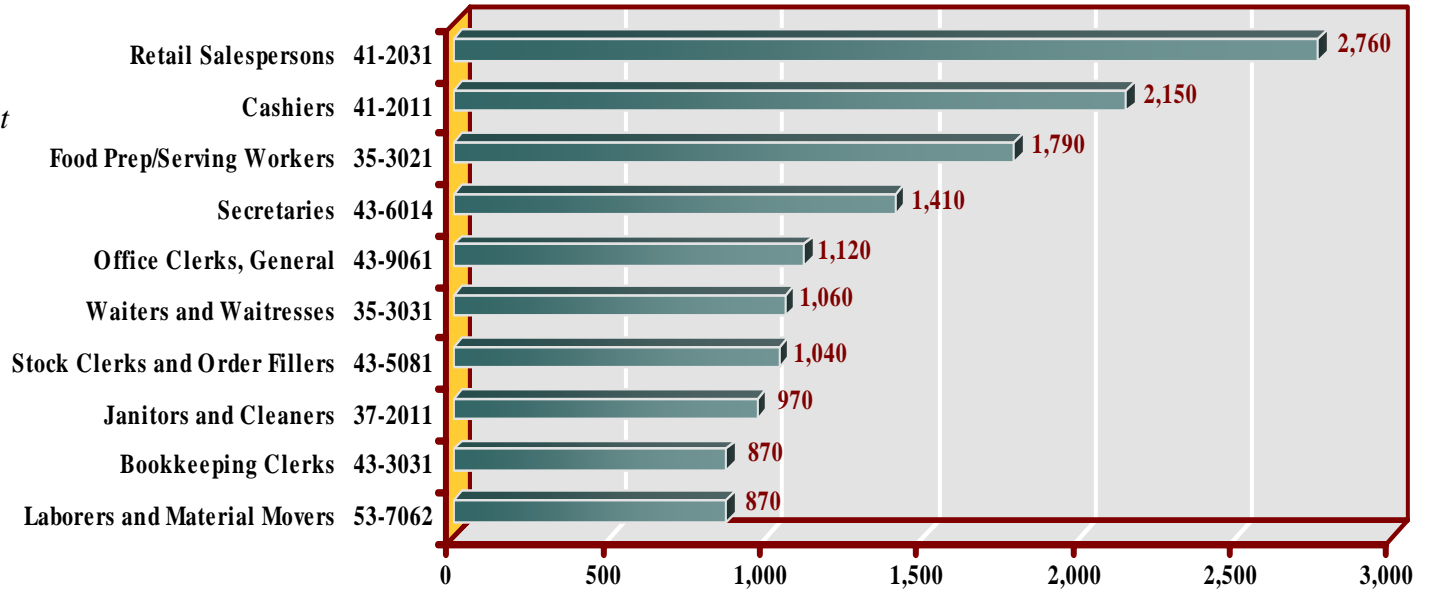
Delaware Wages 2007

KENT COUNTY



Kent County Top Occupations

Figure 4– Kent County occupations with the highest employment levels



Kent County Highest Paid Occupations

CODE	OCCUPATIONAL TITLES	(\$) Mean	Empl
29-1021	Dentists, General	94.15	30
29-1041	Optometrists	85.44	10
11-1011	Chief Executives	82.43	90
29-1067	Surgeons	79.16	NA
29-1062	Family and General Practitioners	78.34	60
29-1131	Veterinarians	56.20	60
11-9041	Engineering Managers	51.02	30
11-2022	Sales Managers	50.62	90
23-1011	Lawyers	49.77	190
11-1021	General and Operations Managers	47.94	450

Figure 5 - Kent County occupations with the highest mean hourly wage

NA = Data not publishable

Delaware Wages 2007 - Kent County

CODE	OCCUPATIONAL TITLES	Empl	(\$)Mean	(\$)Entry	(\$)Exp	(\$)Median
00-0000	Total all occupations	60,050	17.69	8.61	22.23	14.62
11-0000	Management Occupations	2,200	41.44	23.34	50.48	37.20
11-1011	Chief Executives	90	82.43	54.75	96.26	N/A
11-1021	General and Operations Managers	450	47.94	26.96	58.43	42.47
11-1031	Legislators	30	N/A	N/A	N/A	N/A
11-2011	Advertising and Promotions Managers	NA	44.02	20.55	55.75	38.17
11-2021	Marketing Managers	20	47.57	26.89	57.91	43.07
11-2022	Sales Managers	90	50.62	25.91	62.97	51.51
11-3011	Administrative Services Managers	180	34.81	22.99	40.72	33.11
11-3021	Computer and Information Systems Managers	90	40.72	30.84	45.66	40.68
11-3031	Financial Managers	150	41.68	23.55	50.74	38.83
11-3041	Compensation and Benefits Managers	30	37.33	31.04	40.48	37.41
11-3049	Human Resources Managers, All Other	10	46.51	35.84	51.85	46.50
11-3051	Industrial Production Managers	50	45.91	23.88	56.93	41.36
11-3061	Purchasing Managers	20	43.97	32.02	49.94	40.88
11-3071	Transportation, Storage, and Distribution Managers	60	30.54	22.19	34.72	28.02
11-9021	Construction Managers	130	35.66	23.28	41.85	30.68
11-9031	Education Administrators, Preschool and Child Care Center/Program	20	16.29	12.91	17.97	16.19
11-9041	Engineering Managers	30	51.02	39.03	57.01	48.84
11-9051	Food Service Managers	100	25.96	19.52	29.19	24.61
11-9061	Funeral Directors	20	29.91	23.49	33.11	31.08
11-9081	Lodging Managers	10	24.43	20.82	26.23	22.30
11-9111	Medical and Health Services Managers	150	35.77	25.94	40.68	33.31
11-9121	Natural Sciences Managers	10	41.29	36.45	43.71	43.06
11-9131	Postmasters and Mail Superintendents	20	30.54	26.32	32.65	29.78
11-9141	Property, Real Estate, and Community Association Managers	NA	19.66	11.11	23.93	14.22
11-9151	Social and Community Service Managers	80	30.40	23.46	33.87	29.16
11-9199	Managers, All Other	40	41.69	23.02	51.02	39.27

Delaware Wages 2007 - Kent County

CODE	OCCUPATIONAL TITLES	Empl	(\$)Mean	(\$)Entry	(\$)Exp	(\$)Median
13-0000	<u>Business and Financial Operations Occupations</u>	2,640	25.10	17.15	29.07	23.17
13-1022	Wholesale and Retail Buyers, Except Farm Products	50	28.36	13.69	35.70	26.82
13-1023	Purchasing Agents, Except Wholesale, Retail, and Farm Products	90	23.86	17.78	26.90	22.69
13-1031	Claims Adjusters, Examiners, and Investigators	90	24.00	18.61	26.70	23.51
13-1041	Compliance Officers, Except Ag., Const., Health and Safety, and Trans.	200	21.32	15.12	24.43	20.98
13-1051	Cost Estimators	80	26.30	16.23	31.34	22.65
13-1071	Employment, Recruitment, and Placement Specialists	70	20.85	18.63	21.97	21.35
13-1072	Compensation, Benefits, and Job Analysis Specialists	160	23.35	18.76	25.64	23.14
13-1073	Training and Development Specialists	280	21.07	16.02	23.60	21.85
13-1079	Human Resources, Training, and Labor Relations Specialists, All Other	50	25.90	19.90	28.91	24.78
13-1081	Logisticians	50	26.28	20.95	28.94	26.90
13-1111	Management Analysts	170	28.73	20.94	32.63	27.40
13-1199	Business Operations Specialists, All Other	160	27.38	19.48	31.34	26.23
13-2011	Accountants and Auditors	490	27.33	18.40	31.80	24.70
13-2021	Appraisers and Assessors of Real Estate	60	26.55	18.88	30.38	23.23
13-2031	Budget Analysts	60	28.26	21.55	31.62	26.03
13-2051	Financial Analysts	30	26.27	17.10	30.85	27.53
13-2052	Personal Financial Advisors	80	31.88	18.62	38.51	29.29
13-2053	Insurance Underwriters	NA	30.55	18.84	36.41	30.75
13-2061	Financial Examiners	30	33.81	24.17	38.64	35.62
13-2072	Loan Officers	90	26.37	18.09	30.51	24.04
13-2081	Tax Examiners, Collectors, and Revenue Agents	90	21.40	16.45	23.87	19.66
13-2082	Tax Preparers	90	14.07	11.62	15.29	13.69
13-2099	Financial Specialists, All Other	60	N/A	N/A	N/A	N/A
15-0000	<u>Computer and Mathematical Occupations</u>	1,020	30.39	19.79	35.69	28.95
15-1021	Computer Programmers	140	29.15	21.27	33.09	29.24
15-1031	Computer Software Engineers, Applications	30	44.42	29.91	51.67	42.61
15-1032	Computer Software Engineers, Systems Software	90	38.92	27.41	44.67	42.03
15-1041	Computer Support Specialists	180	24.91	18.37	28.17	25.55

Delaware Wages 2007 - Kent County

CODE	OCCUPATIONAL TITLES	Empl	(\$)Mean	(\$)Entry	(\$)Exp	(\$)Median
15-1051	Computer Systems Analysts	230	34.96	23.11	40.88	35.89
15-1071	Network and Computer Systems Administrators	150	24.35	18.45	27.31	23.63
15-1081	Network Systems and Data Communications Analysts	90	29.99	19.31	35.32	30.79
15-1099	Computer Specialists, All Other	20	27.63	19.96	31.47	27.78
15-2041	Statisticians	20	23.98	16.97	27.49	23.27
17-0000	<u>Architecture and Engineering Occupations</u>	1,020	27.44	16.11	33.11	25.56
17-1011	Architects, Except Landscape and Naval	40	36.59	27.25	41.25	37.02
17-1022	Surveyors	40	19.95	13.05	23.40	20.31
17-2051	Civil Engineers	240	33.21	25.66	36.98	31.67
17-2071	Electrical Engineers	20	33.48	28.26	36.09	35.22
17-2081	Environmental Engineers	90	36.77	30.36	39.97	36.85
17-2112	Industrial Engineers	90	39.27	27.59	45.11	38.31
17-2141	Mechanical Engineers	20	42.36	27.21	49.94	35.84
17-3011	Architectural and Civil Drafters	50	19.78	14.50	22.42	19.11
17-3013	Mechanical Drafters	20	20.40	14.84	23.17	18.39
17-3022	Civil Engineering Technicians	220	20.10	16.23	22.03	20.02
17-3025	Environmental Engineering Technicians	50	15.51	13.11	16.71	14.93
17-3031	Surveying and Mapping Technicians	30	18.25	15.70	19.53	17.71
19-0000	<u>Life, Physical, and Social Science Occupations</u>	670	24.60	16.33	28.74	24.11
19-1022	Microbiologists	30	22.97	21.10	23.91	22.19
19-2031	Chemists	50	29.66	22.77	33.11	28.34
19-2041	Environmental Scientists and Specialists, Including Health	120	24.25	19.67	26.53	23.51
19-3021	Market Research Analysts	60	19.99	15.29	22.34	18.65
19-3051	Urban and Regional Planners	100	27.82	20.45	31.50	27.92
19-3099	Social Scientists and Related Workers, All Other	20	31.01	24.07	34.47	31.07
19-4021	Biological Technicians	30	15.04	9.99	17.56	12.26
19-4031	Chemical Technicians	30	14.31	10.48	16.23	13.45
19-4099	Life, Physical, and Social Science Technicians, All Other	20	22.71	16.28	25.92	21.65

Delaware Wages 2007 - Kent County

CODE	OCCUPATIONAL TITLES	Empl	(\$)Mean	(\$)Entry	(\$)Exp	(\$)Median
21-0000	<u>Community and Social Services Occupations</u>	1,340	19.50	13.63	22.44	19.10
21-1012	Educational, Vocational, and School Counselors	230	23.99	16.81	27.58	22.87
21-1015	Rehabilitation Counselors	50	19.84	14.72	22.40	20.40
21-1021	Child, Family, and School Social Workers	370	19.29	13.82	22.03	19.05
21-1022	Medical and Public Health Social Workers	40	21.37	16.89	23.61	21.59
21-1023	Mental Health and Substance Abuse Social Workers	20	19.48	15.25	21.59	19.68
21-1093	Social and Human Service Assistants	260	13.60	9.82	15.49	13.60
21-1099	Community and Social Service Specialists, All Other	20	20.67	16.89	22.56	20.75
23-0000	<u>Legal Occupations</u>	500	34.75	16.11	44.06	26.45
23-1011	Lawyers	190	49.77	30.44	59.44	43.99
23-2011	Paralegals and Legal Assistants	90	20.38	17.06	22.05	19.86
23-2093	Title Examiners, Abstractors, and Searchers	NA	15.66	10.94	18.02	14.25
25-0000	<u>Education, Training, and Library Occupations</u>	4,070	23.29	13.38	28.25	22.13
25-2011	Preschool Teachers, Except Special Education	130	9.53	8.16	10.21	9.02
25-3021	Self-Enrichment Education Teachers	30	20.60	9.10	26.35	17.38
25-4012	Curators	20	24.97	15.65	29.63	22.71
25-4021	Librarians	90	25.61	17.85	29.49	24.78
25-4031	Library Technicians	30	17.05	12.38	19.39	15.12
25-9031	Instructional Coordinators	60	27.72	19.51	31.83	24.96
25-9041	Teacher Assistants	500	35,711	23,601	41,766	34,706
27-0000	<u>Arts, Design, Entertainment, Sports, and Media Occupations</u>	500	18.62	8.98	23.44	17.06
27-1023	Floral Designers	NA	9.59	8.23	10.27	9.74
27-1024	Graphic Designers	40	15.56	12.99	16.85	14.74
27-1026	Merchandise Displayers and Window Trimmers	NA	16.58	12.13	18.81	17.61
27-2022	Coaches and Scouts	110	50,683	19,859	66,096	39,944
27-3031	Public Relations Specialists	90	22.26	17.71	24.54	22.02
27-3041	Editors	NA	30.52	22.94	34.31	28.23
27-4021	Photographers	40	12.53	7.07	15.26	8.95

Delaware Wages 2007 - Kent County

CODE	OCCUPATIONAL TITLES	Empl	(\$)Mean	(\$)Entry	(\$)Exp	(\$)Median
29-0000	<u>Healthcare Practitioners and Technical Occupations</u>	1,910	31.94	13.16	41.34	24.88
29-1011	Chiropractors	10	33.88	30.32	35.66	32.97
29-1021	Dentists, General	30	94.15	N/A	N/A	N/A
29-1041	Optometrists	10	85.44	N/A	N/A	N/A
29-1051	Pharmacists	120	43.32	27.57	51.20	46.57
29-1062	Family and General Practitioners	60	78.34	51.20	91.90	N/A
29-1067	Surgeons	NA	79.16	61.99	87.75	N/A
29-1069	Physicians and Surgeons, All Other	30	N/A	N/A	N/A	N/A
29-1071	Physician Assistants	50	40.65	36.62	42.67	41.82
29-1111	Registered Nurses	400	27.26	21.02	30.38	27.27
29-1123	Physical Therapists	20	33.23	26.96	36.36	32.46
29-1131	Veterinarians	60	56.20	36.51	66.05	63.91
29-2012	Medical and Clinical Laboratory Technicians	20	17.05	12.58	19.28	17.05
29-2021	Dental Hygienists	NA	30.14	23.32	33.54	31.89
29-2034	Radiologic Technologists and Technicians	50	24.64	20.93	26.50	24.87
29-2052	Pharmacy Technicians	NA	10.12	7.53	11.42	9.79
29-2056	Veterinary Technologists and Technicians	50	14.88	10.60	17.02	14.28
29-2061	Licensed Practical and Licensed Vocational Nurses	290	20.27	15.69	22.57	19.31
29-2071	Medical Records and Health Information Technicians	40	12.73	10.22	13.99	13.16
29-2081	Opticians, Dispensing	NA	12.94	8.27	15.28	13.16
29-9011	Occupational Health and Safety Specialists	40	30.01	22.09	33.96	27.87
31-0000	<u>Healthcare Support Occupations</u>	1,440	13.20	9.85	14.88	13.13
31-1011	Home Health Aides	280	11.28	8.28	12.79	12.03
31-1012	Nursing Aides, Orderlies, and Attendants	720	12.98	10.33	14.30	13.16
31-9091	Dental Assistants	110	15.99	12.79	17.58	16.59
31-9092	Medical Assistants	210	14.11	10.88	15.72	13.86
31-9094	Medical Transcriptionists	20	15.61	12.23	17.30	16.47
31-9096	Veterinary Assistants and Laboratory Animal Caretakers	40	10.74	8.29	11.97	10.20

Delaware Wages 2007 - Kent County

CODE	OCCUPATIONAL TITLES	Empl	(\$)Mean	(\$)Entry	(\$)Exp	(\$)Median
33-0000	<u>Protective Service Occupations</u>	2,210	20.40	12.19	24.51	19.27
33-1012	First-Line Supervisors/Managers of Police and Detectives	100	44.02	34.78	48.65	44.55
33-1099	First-Line Supervisors/Managers, Protective Service Workers, All Other	30	20.42	14.31	23.48	21.04
33-3021	Detectives and Criminal Investigators	70	23.69	19.54	25.76	22.39
33-3051	Police and Sheriff's Patrol Officers	350	27.07	18.29	31.46	27.31
33-9032	Security Guards	310	10.72	8.29	11.94	10.01
33-9091	Crossing Guards	180	16.89	12.93	18.87	18.33
35-0000	<u>Food Preparation and Serving-Related Occupations</u>	5,800	9.05	7.08	10.03	7.77
35-1011	Chefs and Head Cooks	40	19.30	12.87	22.52	17.37
35-1012	First-Line Supervisors/Managers of Food Preparation and Serving Workers	430	14.38	10.11	16.52	14.00
35-2011	Cooks, Fast Food	160	8.80	7.13	9.64	7.94
35-2012	Cooks, Institution and Cafeteria	70	11.06	8.80	12.20	10.63
35-2014	Cooks, Restaurant	290	10.52	8.42	11.58	10.37
35-2015	Cooks, Short Order	200	9.91	7.44	11.15	9.51
35-2021	Food Preparation Workers	410	8.51	7.05	9.24	8.07
35-3011	Bartenders	190	8.31	7.05	8.94	7.88
35-3021	Combined Food Preparation and Serving Workers, Including Fast Food	1,790	7.80	7.13	8.13	7.36
35-3022	Counter Attendants, Cafeteria, Food Concession, and Coffee Shop	490	10.23	7.62	11.54	9.72
35-3031	Waiters and Waitresses	1,060	7.97	7.04	8.44	7.21
35-3041	Food Servers, Nonrestaurant	30	N/A	N/A	N/A	N/A
35-9011	Dining Room and Cafeteria Attendants and Bartender Helpers	240	9.20	6.98	10.31	8.36
35-9021	Dishwashers	230	8.18	7.04	8.75	7.62
35-9031	Hosts and Hostesses, Restaurant, Lounge, and Coffee Shop	150	8.43	7.15	9.06	8.32
37-0000	<u>Building and Grounds Cleaning and Maintenance Occupations</u>	1,850	10.95	8.08	12.39	10.05
37-1011	First-Line Supervisors/Managers of Housekeeping and Janitorial Workers	180	15.39	12.10	17.03	14.75
37-1012	First-Line Supervisors/Managers of Landscaping, Lawn Service Workers	30	21.65	14.54	25.20	22.23
37-2011	Janitors and Cleaners, Except Maids and Housekeeping Cleaners	970	10.51	8.03	11.75	9.88
37-2012	Maids and Housekeeping Cleaners	300	8.36	7.48	8.80	8.31
37-3011	Landscaping and Groundskeeping Workers	370	11.18	8.90	12.32	10.75

Delaware Wages 2007 - Kent County

CODE	OCCUPATIONAL TITLES	Empl	(\$)Mean	(\$)Entry	(\$)Exp	(\$)Median
39-0000	<u>Personal Care and Service Occupations</u>	1,480	11.33	7.70	13.15	10.08
39-1021	First-Line Supervisors/Managers of Personal Service Workers	50	18.00	10.65	21.68	15.66
39-2021	Nonfarm Animal Caretakers	70	9.03	7.16	9.96	8.85
39-3031	Ushers, Lobby Attendants, and Ticket Takers	NA	8.98	7.17	9.89	8.00
39-3091	Amusement and Recreation Attendants	130	9.27	7.16	10.32	8.59
39-5012	Hairdressers, Hairstylists, and Cosmetologists	200	11.29	8.59	12.64	10.81
39-9011	Child Care Workers	290	11.65	7.12	13.92	10.08
39-9031	Fitness Trainers and Aerobics Instructors	90	14.21	9.34	16.64	13.57
39-9032	Recreation Workers	110	13.65	8.48	16.24	11.55
41-0000	<u>Sales and Related Occupations</u>	7,220	13.46	7.52	16.43	9.49
41-1011	First-Line Supervisors/Managers of Retail Sales Workers	540	17.46	11.54	20.43	15.61
41-1012	First-Line Supervisors/Managers of Non-Retail Sales Workers	60	24.78	14.55	29.90	22.56
41-2011	Cashiers	2,150	8.55	7.14	9.26	8.13
41-2012	Gaming Change Persons and Booth Cashiers	140	8.63	6.95	9.47	8.39
41-2021	Counter and Rental Clerks	310	9.26	7.05	10.36	7.66
41-2022	Parts Salespersons	120	13.53	9.06	15.77	13.26
41-2031	Retail Salespersons	2,760	12.28	7.57	14.64	9.22
41-3011	Advertising Sales Agents	NA	22.07	11.78	27.22	20.27
41-3021	Insurance Sales Agents	230	25.66	14.67	31.15	20.35
41-3031	Securities, Commodities, and Financial Services Sales Agents	40	31.19	16.24	38.67	22.67
41-3099	Sales Representatives, Services, All Other	100	31.09	12.69	40.30	25.04
41-4011	Sales Reps., Wholesale and Manuf., Technical and Scientific Products	80	42.96	22.37	53.26	47.99
41-4012	Sales Reps., Wholesale and Manuf., Except Tech. and Scientific Products	400	23.02	15.14	26.95	18.65
41-9011	Demonstrators and Product Promoters	60	9.75	8.63	10.31	9.55
41-9022	Real Estate Sales Agents	70	27.77	12.88	35.22	22.92
41-9099	Sales and Related Workers, All Other	NA	18.66	9.34	23.31	15.01
43-0000	<u>Office and Administrative Support Occupations</u>	10,710	13.92	9.23	16.27	13.21
43-1011	First-Line Supervisors/Managers of Office and Admin. Support Workers	590	19.45	13.12	22.61	17.78
43-2011	Switchboard Operators, Including Answering Service	70	9.76	8.17	10.56	9.57
43-3011	Bill and Account Collectors	190	13.53	10.33	15.14	12.65

Delaware Wages 2007 - Kent County

CODE	OCCUPATIONAL TITLES	Empl	(\$)Mean	(\$)Entry	(\$)Exp	(\$)Median
43-3021	Billing and Posting Clerks and Machine Operators	270	13.43	9.34	15.48	13.16
43-3031	Bookkeeping, Accounting, and Auditing Clerks	870	13.89	9.13	16.27	13.74
43-3051	Payroll and Timekeeping Clerks	70	14.73	9.41	17.39	14.64
43-3061	Procurement Clerks	20	17.86	13.76	19.90	17.90
43-3071	Tellers	220	10.01	8.42	10.81	10.03
43-4031	Court, Municipal, and License Clerks	200	15.38	13.06	16.53	15.34
43-4061	Eligibility Interviewers, Government Programs	20	18.69	14.72	20.68	18.86
43-4071	File Clerks	80	12.28	9.11	13.87	12.28
43-4081	Hotel, Motel, and Resort Desk Clerks	100	8.77	7.97	9.18	8.73
43-4111	Interviewers, Except Eligibility and Loan	40	13.87	10.91	15.35	13.76
43-4121	Library Assistants, Clerical	10	10.99	8.59	12.20	10.03
43-4131	Loan Interviewers and Clerks	60	14.06	11.20	15.48	13.54
43-4141	New Accounts Clerks	30	13.07	10.51	14.35	13.43
43-4151	Order Clerks	130	12.41	8.12	14.56	11.75
43-4161	Human Resources Assistants, Except Payroll and Timekeeping	120	16.26	13.19	17.80	16.46
43-4171	Receptionists and Information Clerks	530	10.96	8.45	12.22	10.38
43-4199	Information and Record Clerks, All Other	80	16.85	12.15	19.19	16.95
43-5011	Cargo and Freight Agents	30	17.15	13.11	19.17	17.16
43-5021	Couriers and Messengers	10	8.41	7.22	9.01	7.55
43-5031	Police, Fire, and Ambulance Dispatchers	40	16.47	12.53	18.44	16.28
43-5032	Dispatchers, Except Police, Fire, and Ambulance	50	15.18	10.55	17.50	15.06
43-5041	Meter Readers, Utilities	60	20.08	14.67	22.78	21.22
43-5051	Postal Service Clerks	30	21.57	20.86	21.92	21.79
43-5052	Postal Service Mail Carriers	170	20.72	16.94	22.62	20.63
43-5053	Postal Service Mail Sorters, Processors, and Processing Machine Operators	30	17.43	13.51	19.38	16.25
43-5061	Production, Planning, and Expediting Clerks	80	21.74	17.26	23.98	22.19
43-5071	Shipping, Receiving, and Traffic Clerks	210	14.76	8.85	17.71	14.71
43-5081	Stock Clerks and Order Fillers	1,040	10.95	8.01	12.42	10.26
43-5111	Weighers, Measurers, Checkers, and Samplers, Recordkeeping	40	15.58	12.53	17.10	15.09
43-6011	Executive Secretaries and Administrative Assistants	420	18.49	12.68	21.39	18.01
43-6012	Legal Secretaries	180	15.96	12.18	17.85	14.88

Delaware Wages 2007 - Kent County

CODE	OCCUPATIONAL TITLES	Empl	(\$)Mean	(\$)Entry	(\$)Exp	(\$)Median
43-6013	Medical Secretaries	230	13.26	10.66	14.57	12.37
43-6014	Secretaries, Except Legal, Medical, and Executive	1,410	15.76	12.05	17.62	15.73
43-9011	Computer Operators	60	16.47	11.69	18.85	15.20
43-9021	Data Entry Keyers	260	11.85	8.76	13.39	11.45
43-9022	Word Processors and Typists	60	14.92	10.67	17.04	15.12
43-9041	Insurance Claims and Policy Processing Clerks	60	12.75	8.42	14.91	13.16
43-9051	Mail Clerks and Mail Machine Operators, Except Postal Service	180	8.43	7.13	9.07	8.10
43-9061	Office Clerks, General	1,120	12.46	8.39	14.49	11.89
43-9199	Office and Administrative Support Workers, All Other	60	16.07	12.57	17.82	16.19
45-0000	<u>Farming, Fishing, and Forestry Occupations</u>	130	18.89	13.98	21.34	18.97
45-2011	Agricultural Inspectors	60	19.80	16.28	21.56	20.46
47-0000	<u>Construction and Extraction Occupations</u>	3,210	17.98	11.46	21.24	16.55
47-1011	First-Line Super./Managers of Construction Trades and Extraction Workers	230	26.95	19.06	30.89	24.73
47-2021	Brickmasons and Blockmasons	NA	17.03	13.11	18.98	16.38
47-2031	Carpenters	570	21.01	12.80	25.12	18.21
47-2051	Cement Masons and Concrete Finishers	90	18.72	14.82	20.67	18.53
47-2061	Construction Laborers	570	12.44	9.31	14.00	11.91
47-2071	Paving, Surfacing, and Tamping Equipment Operators	20	17.41	12.20	20.02	18.85
47-2073	Operating Engineers and Other Construction Equipment Operators	320	17.10	13.70	18.80	17.00
47-2111	Electricians	380	18.80	13.91	21.25	19.21
47-2121	Glaziers	NA	14.53	12.89	15.35	14.47
47-2131	Insulation Workers, Floor, Ceiling, and Wall	NA	15.00	9.98	17.50	14.38
47-2141	Painters, Construction and Maintenance	60	13.93	10.75	15.52	14.37
47-2151	Pipelayers	20	18.23	15.59	19.55	17.65
47-2152	Plumbers, Pipefitters, and Steamfitters	130	22.82	15.65	26.41	19.31
47-2211	Sheet Metal Workers	70	21.63	16.45	24.22	21.07
47-2221	Structural Iron and Steel Workers	50	17.11	11.36	19.98	17.18
47-3012	Helpers--Carpenters	50	10.62	10.06	10.89	10.62

Delaware Wages 2007 - Kent County

CODE	OCCUPATIONAL TITLES	Empl	(\$)Mean	(\$)Entry	(\$)Exp	(\$)Median
47-3013	Helpers--Electricians	100	12.08	11.24	12.50	12.13
47-3015	Helpers--Pipelayers, Plumbers, Pipefitters, and Steamfitters	40	14.68	10.57	16.74	13.51
47-3019	Helpers, Construction Trades, All Other	NA	10.68	9.77	11.13	10.58
47-4011	Construction and Building Inspectors	100	24.10	17.53	27.38	22.49
47-4071	Septic Tank Servicers and Sewer Pipe Cleaners	NA	17.40	13.57	19.31	14.10
49-0000	<u>Installation, Maintenance, and Repair Occupations</u>	3,010	19.71	12.25	23.43	18.74
49-1011	First-Line Supervisors/Managers of Mechanics, Installers, and Repairers	260	28.28	19.60	32.62	27.54
49-2022	Telecom. Equipment Installers and Repairers, Except Line Installers	140	16.97	11.09	19.91	17.28
49-2094	Electrical and Electronics Repairers, Commercial and Industrial Equipment	30	24.77	20.02	27.15	26.29
49-2098	Security and Fire Alarm Systems Installers	NA	17.34	12.89	19.56	16.38
49-3011	Aircraft Mechanics and Service Technicians	250	24.36	21.17	25.96	24.11
49-3021	Automotive Body and Related Repairers	90	17.85	10.27	21.64	17.18
49-3023	Automotive Service Technicians and Mechanics	400	16.69	11.64	19.21	16.37
49-3031	Bus and Truck Mechanics and Diesel Engine Specialists	60	17.80	14.55	19.43	17.36
49-3042	Mobile Heavy Equipment Mechanics, Except Engines	60	16.40	11.64	18.78	16.56
49-3052	Motorcycle Mechanics	30	13.83	11.02	15.23	12.83
49-3053	Outdoor Power Equipment and Other Small Engine Mechanics	30	14.39	11.33	15.92	14.71
49-3093	Tire Repairers and Changers	NA	12.23	7.86	14.42	10.27
49-9011	Mechanical Door Repairers	10	12.59	10.88	13.44	11.48
49-9021	Heating, Air Conditioning, and Refrigeration Mechanics and Installers	120	18.07	14.14	20.03	17.88
49-9041	Industrial Machinery Mechanics	130	21.72	14.23	25.46	23.32
49-9042	Maintenance and Repair Workers, General	550	17.42	12.01	20.12	16.70
49-9043	Maintenance Workers, Machinery	10	15.82	13.32	17.06	14.62
49-9051	Electrical Power-Line Installers and Repairers	110	30.46	21.97	34.71	33.11
49-9091	Coin, Vending, and Amusement Machine Servicers and Repairers	40	14.03	11.76	15.17	14.37
49-9098	Helpers--Installation, Maintenance, and Repair Workers	80	12.46	9.66	13.85	12.33
49-9099	Installation, Maintenance, and Repair Workers, All Other	40	17.43	15.38	18.45	17.07
51-0000	<u>Production Occupations</u>	3,310	14.80	8.57	17.91	13.70
51-1011	First-Line Supervisors/Managers of Production and Operating Workers	190	24.75	15.14	29.56	23.55
51-2041	Structural Metal Fabricators and Fitters	80	19.20	13.69	21.95	17.26

Delaware Wages 2007 - Kent County

CODE	OCCUPATIONAL TITLES	Empl	(\$)Mean	(\$)Entry	(\$)Exp	(\$)Median
51-2099	Assemblers and Fabricators, All Other	NA	15.09	10.65	17.31	14.69
51-3011	Bakers	50	9.30	8.56	9.67	9.17
51-3021	Butchers and Meat Cutters	70	16.16	10.75	18.86	16.59
51-4041	Machinists	90	16.17	10.93	18.79	14.38
51-4121	Welders, Cutters, Solderers, and Brazers	110	18.62	13.51	21.17	18.58
51-5011	Bindery Workers	NA	15.73	11.65	17.77	16.20
51-5022	Prepress Technicians and Workers	NA	16.73	13.30	18.45	17.03
51-5023	Printing Machine Operators	80	16.10	11.42	18.44	16.31
51-6011	Laundry and Dry-Cleaning Workers	90	10.18	7.69	11.43	9.63
51-6021	Pressers, Textile, Garment, and Related Materials	50	8.08	7.24	8.50	7.95
51-6031	Sewing Machine Operators	70	9.60	8.40	10.20	9.04
51-6052	Tailors, Dressmakers, and Custom Sewers	NA	15.54	11.13	17.74	17.22
51-8031	Water and Liquid Waste Treatment Plant and System Operators	70	16.85	12.85	18.86	16.60
51-9011	Chemical Equipment Operators and Tenders	110	23.53	20.90	24.85	23.27
51-9023	Mixing and Blending Machine Setters, Operators, and Tenders	30	19.68	15.70	21.66	20.73
51-9061	Inspectors, Testers, Sorters, Samplers, and Weighers	110	17.98	13.02	20.47	17.83
51-9081	Dental Laboratory Technicians	NA	11.18	8.42	12.56	10.41
51-9083	Ophthalmic Laboratory Technicians	60	11.71	8.60	13.27	11.14
51-9111	Packaging and Filling Machine Operators and Tenders	NA	11.44	8.34	12.99	10.18
51-9123	Painting, Coating, and Decorating Workers	20	11.09	9.26	12.01	10.79
51-9132	Photographic Processing Machine Operators	30	9.52	8.18	10.19	9.42
51-9198	Helpers--Production Workers	NA	8.34	7.11	8.95	8.10
51-9199	Production Workers, All Other	70	13.53	8.05	16.27	11.19
53-0000	<u>Transportation and Material Moving Occupations</u>	3,780	13.94	8.12	16.85	12.23
53-1021	First-Line Super./Managers of Helpers, Laborers, and Material Movers, Hand	70	20.86	14.27	24.15	20.80
53-1031	First-Line Supervisors/Managers of Transportation Vehicle Operators	100	25.78	17.53	29.90	25.65
53-3022	Bus Drivers, School	390	9.60	6.90	10.95	7.09
53-3031	Driver/Sales Workers	170	9.26	7.07	10.35	8.04
53-3032	Truck Drivers, Heavy and Tractor-Trailer	740	16.39	11.86	18.65	15.94
53-3033	Truck Drivers, Light or Delivery Services	310	18.97	10.56	23.17	18.19
53-3041	Taxi Drivers and Chauffeurs	90	10.33	8.09	11.45	10.00

Delaware Wages 2007 - Kent County

CODE	OCCUPATIONAL TITLES	Empl	(\$)Mean	(\$)Entry	(\$)Exp	(\$)Median
53-6021	Parking Lot Attendants	90	8.56	7.09	9.30	8.10
53-7051	Industrial Truck and Tractor Operators	390	14.33	10.37	16.31	13.60
53-7061	Cleaners of Vehicles and Equipment	160	9.49	7.22	10.63	8.66
53-7062	Laborers and Freight, Stock, and Material Movers, Hand	870	11.28	8.11	12.86	10.02
53-7064	Packers and Packagers, Hand	200	12.40	7.25	14.97	10.18

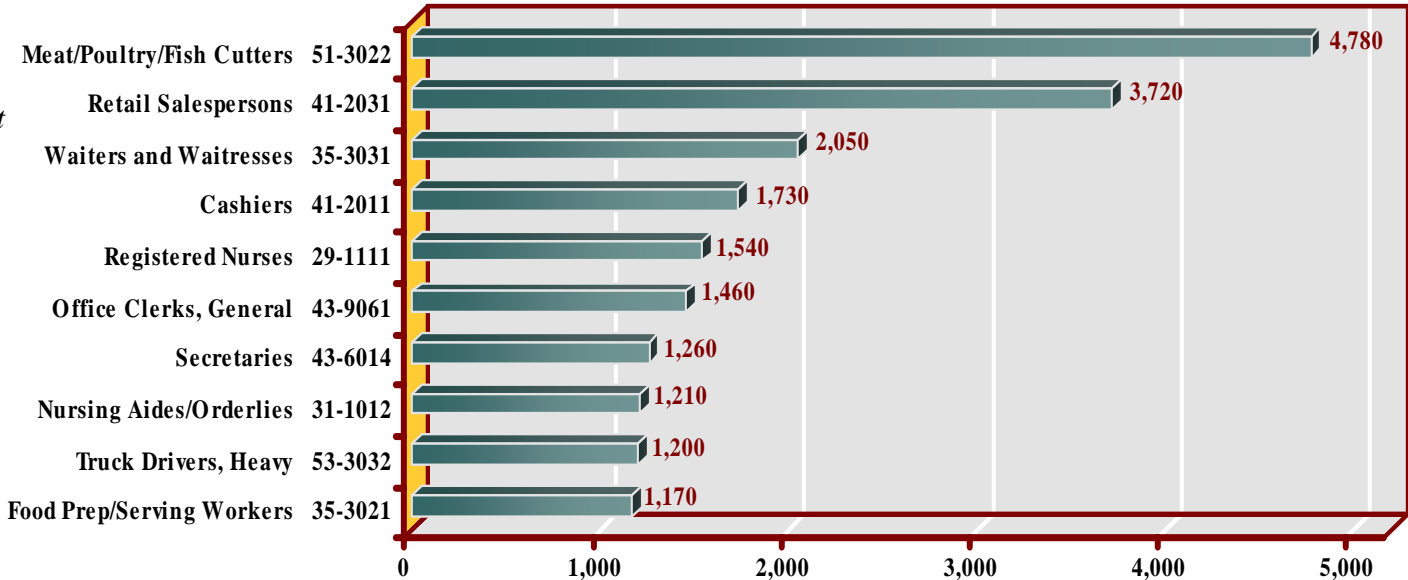
Delaware Wages 2007

SUSSEX COUNTY



Sussex County Top Occupations

Figure 6– Sussex County occupations with the highest employment levels



Sussex County Highest Paid Occupations

CODE	OCCUPATIONAL TITLES	(\$) Mean	Empl
29-1021	Dentists, General	88.61	NA
29-1062	Family and General Practitioners	75.45	60
29-1067	Surgeons	73.99	NA
29-1063	Internists, General	70.41	20
11-1011	Chief Executives	67.87	70
23-1023	Judges, Magistrate Judges, and Magistrates	61.80	30
11-2022	Sales Managers	58.55	50
15-1032	Computer Software Engineers, Systems Software	51.40	20
11-2021	Marketing Managers	51.38	20
23-1011	Lawyers	49.74	160

Figure 7 - Sussex County occupations with the highest mean hourly wage

NA = Data not publishable

Delaware Wages 2007 - Sussex County

CODE	OCCUPATIONAL TITLES	Empl	(\$)Mean	(\$)Entry	(\$)Exp	(\$)Median
00-0000	Total all occupations	71,720	16.11	8.67	19.83	12.77
11-0000	Management Occupations	1,940	39.84	21.01	49.25	35.20
11-1011	Chief Executives	70	67.87	42.41	80.59	62.25
11-1021	General and Operations Managers	520	47.92	23.89	59.93	42.27
11-1031	Legislators	30	19,358	14,608	21,733	15,037
11-2011	Advertising and Promotions Managers	NA	23.38	18.97	25.59	22.35
11-2021	Marketing Managers	20	51.38	35.56	59.29	50.38
11-2022	Sales Managers	50	58.55	34.15	70.76	55.85
11-3011	Administrative Services Managers	80	35.33	22.00	42.00	31.36
11-3021	Computer and Information Systems Managers	20	37.36	23.45	44.32	34.63
11-3031	Financial Managers	70	36.90	21.44	44.62	34.37
11-3041	Compensation and Benefits Managers	10	41.20	33.46	45.07	41.41
11-3042	Training and Development Managers	10	40.29	27.05	46.91	35.98
11-3051	Industrial Production Managers	80	40.79	25.53	48.42	36.83
11-3071	Transportation, Storage, and Distribution Managers	40	34.51	18.93	42.30	28.22
11-9021	Construction Managers	170	37.81	25.32	44.05	33.04
11-9031	Education Administrators, Preschool and Child Care Center/Program	80	17.01	13.84	18.59	15.07
11-9032	Education Administrators, Elementary and Secondary School	120	87,399	66,217	97,990	88,955
11-9041	Engineering Managers	20	43.50	30.74	49.88	46.77
11-9051	Food Service Managers	100	29.24	18.95	34.39	26.83
11-9061	Funeral Directors	20	42.21	25.44	50.59	35.50
11-9081	Lodging Managers	50	28.56	18.33	33.67	27.14
11-9111	Medical and Health Services Managers	160	34.65	22.33	40.82	35.14
11-9121	Natural Sciences Managers	20	N/A	N/A	N/A	N/A
11-9131	Postmasters and Mail Superintendents	20	33.05	30.08	34.53	34.03
11-9141	Property, Real Estate, and Community Association Managers	40	33.93	19.93	40.92	35.97
11-9151	Social and Community Service Managers	70	25.84	21.01	28.25	24.29
11-9199	Managers, All Other	10	33.86	20.09	40.74	39.73

Delaware Wages 2007 - Sussex County

CODE	OCCUPATIONAL TITLES	Empl	(\$)Mean	(\$)Entry	(\$)Exp	(\$)Median
13-0000	<u>Business and Financial Operations Occupations</u>	1,700	22.77	14.38	26.96	20.61
13-1022	Wholesale and Retail Buyers, Except Farm Products	70	23.77	16.80	27.26	23.40
13-1023	Purchasing Agents, Except Wholesale, Retail, and Farm Products	80	22.04	15.02	25.56	20.38
13-1041	Compliance Officers, Except Ag., Const., Health and Safety, and Trans.	90	21.75	16.57	24.34	21.93
13-1051	Cost Estimators	230	21.60	14.08	25.36	19.17
13-1071	Employment, Recruitment, and Placement Specialists	40	22.37	17.50	24.81	21.64
13-1072	Compensation, Benefits, and Job Analysis Specialists	40	25.33	18.50	28.75	23.46
13-1073	Training and Development Specialists	70	21.41	14.09	25.07	21.03
13-1079	Human Resources, Training, and Labor Relations Specialists, All Other	30	25.29	17.55	29.16	24.52
13-1081	Logisticians	NA	34.87	23.26	40.67	35.06
13-1111	Management Analysts	40	26.96	19.79	30.55	26.65
13-1121	Meeting and Convention Planners	10	17.49	14.54	18.97	17.12
13-1199	Business Operations Specialists, All Other	80	21.60	14.57	25.12	19.25
13-2011	Accountants and Auditors	440	23.80	15.30	28.06	21.06
13-2021	Appraisers and Assessors of Real Estate	50	14.15	9.32	16.56	13.78
13-2031	Budget Analysts	NA	22.13	19.71	23.33	20.36
13-2041	Credit Analysts	190	17.88	13.54	20.06	17.40
13-2051	Financial Analysts	NA	25.83	19.47	29.00	25.28
13-2072	Loan Officers	80	32.25	17.45	39.64	34.65
15-0000	<u>Computer and Mathematical Occupations</u>	310	27.52	16.22	33.16	24.72
15-1021	Computer Programmers	40	28.17	18.13	33.19	25.98
15-1032	Computer Software Engineers, Systems Software	20	51.40	27.77	63.22	47.23
15-1041	Computer Support Specialists	90	20.49	13.74	23.86	20.60
15-1051	Computer Systems Analysts	40	28.29	22.22	31.33	28.25
15-1071	Network and Computer Systems Administrators	60	24.51	16.58	28.47	23.59
15-1081	Network Systems and Data Communications Analysts	30	20.69	16.26	22.91	18.81
17-0000	<u>Architecture and Engineering Occupations</u>	620	27.27	15.70	33.05	25.53
17-1011	Architects, Except Landscape and Naval	40	26.23	18.07	30.31	23.75
17-1012	Landscape Architects	NA	24.66	18.56	27.71	25.83
17-1022	Surveyors	20	20.81	11.13	25.65	20.89

Delaware Wages 2007 - Sussex County

CODE	OCCUPATIONAL TITLES	Empl	(\$)Mean	(\$)Entry	(\$)Exp	(\$)Median
17-2051	Civil Engineers	160	34.23	23.06	39.81	34.10
17-2071	Electrical Engineers	20	34.25	27.18	37.78	33.30
17-2112	Industrial Engineers	30	35.89	28.65	39.52	35.89
17-2141	Mechanical Engineers	20	34.12	23.44	39.46	32.86
17-3011	Architectural and Civil Drafters	60	22.82	15.75	26.35	21.93
17-3012	Electrical and Electronics Drafters	20	17.81	13.61	19.91	15.37
17-3022	Civil Engineering Technicians	70	17.28	12.39	19.72	15.74
17-3026	Industrial Engineering Technicians	30	28.67	16.29	34.86	22.81
17-3031	Surveying and Mapping Technicians	40	14.85	12.62	15.97	14.38
19-0000	<u>Life, Physical, and Social Science Occupations</u>	260	28.79	17.34	34.52	26.24
19-2031	Chemists	20	35.15	24.87	40.29	34.83
19-3021	Market Research Analysts	40	30.42	19.57	35.84	28.22
19-3031	Clinical, Counseling, and School Psychologists	40	35.18	19.70	42.92	33.04
21-0000	<u>Community and Social Services Occupations</u>	950	20.98	14.58	24.17	19.93
21-1021	Child, Family, and School Social Workers	200	21.34	15.74	24.14	21.25
21-1022	Medical and Public Health Social Workers	60	21.71	16.99	24.07	22.22
21-1023	Mental Health and Substance Abuse Social Workers	100	19.80	12.50	23.45	14.59
21-1029	Social Workers, All Other	160	20.30	17.25	21.82	20.00
21-1091	Health Educators	20	24.04	16.97	27.57	19.56
21-1093	Social and Human Service Assistants	130	15.17	10.95	17.29	15.87
21-1099	Community and Social Service Specialists, All Other	40	23.21	17.50	26.06	19.89
23-0000	<u>Legal Occupations</u>	400	34.09	14.07	44.10	21.31
23-1011	Lawyers	160	49.74	19.17	65.02	40.28
23-1023	Judges, Magistrate Judges, and Magistrates	30	61.80	30.79	77.30	38.21
23-2011	Paralegals and Legal Assistants	90	17.97	13.18	20.36	16.74
23-2092	Law Clerks	70	18.47	14.88	20.27	17.35
23-2093	Title Examiners, Abstractors, and Searchers	20	13.80	10.65	15.38	13.89

Delaware Wages 2007 - Sussex County

CODE	OCCUPATIONAL TITLES	Empl	(\$)Mean	(\$)Entry	(\$)Exp	(\$)Median
25-0000	<u>Education, Training, and Library Occupations</u>	3,900	21.56	11.68	26.50	20.78
25-2011	Preschool Teachers, Except Special Education	150	11.25	8.57	12.59	10.36
25-2021	Elementary School Teachers, Except Special Education	920	43,318	24,628	52,663	40,961
25-2022	Middle School Teachers, Except Special and Vocational Education	490	52,678	37,230	60,402	50,168
25-2031	Secondary School Teachers, Except Special and Vocational Education	390	55,637	39,187	63,863	56,274
25-4021	Librarians	80	20.21	11.63	24.50	16.45
25-4031	Library Technicians	100	10.00	7.42	11.29	9.61
25-9031	Instructional Coordinators	60	27.16	17.66	31.91	23.91
25-9041	Teacher Assistants	520	30,609	18,263	36,782	29,548
27-0000	<u>Arts, Design, Entertainment, Sports, and Media Occupations</u>	370	17.72	10.19	21.49	15.50
27-1023	Floral Designers	30	11.67	8.57	13.21	10.93
27-1024	Graphic Designers	60	15.28	10.70	17.57	13.98
27-1025	Interior Designers	20	19.94	14.59	22.62	18.32
27-2022	Coaches and Scouts	NA	29,385	17,840	35,157	26,878
27-3031	Public Relations Specialists	30	22.93	13.27	27.75	19.71
27-3041	Editors	30	21.31	18.77	22.58	20.85
27-3043	Writers and Authors	NA	26.18	20.56	28.98	28.36
29-0000	<u>Healthcare Practitioners and Technical Occupations</u>	4,140	29.69	14.59	37.24	25.21
29-1021	Dentists, General	NA	88.61	N/A	N/A	N/A
29-1031	Dietitians and Nutritionists	NA	24.23	20.51	26.09	25.16
29-1051	Pharmacists	150	46.65	36.32	51.82	46.40
29-1062	Family and General Practitioners	60	75.45	46.27	90.04	N/A
29-1063	Internists, General	20	70.41	47.23	82.00	69.24
29-1067	Surgeons	NA	73.99	66.94	77.51	N/A
29-1071	Physician Assistants	20	31.32	13.37	40.29	36.13
29-1111	Registered Nurses	1,540	29.24	22.22	32.75	29.03
29-1122	Occupational Therapists	20	29.04	17.90	34.61	22.44
29-1123	Physical Therapists	40	37.04	29.10	41.00	36.85
29-1125	Recreational Therapists	10	17.87	15.58	19.01	17.77
29-1127	Speech-Language Pathologists	30	36.34	29.90	39.56	35.07

Delaware Wages 2007 - Sussex County

CODE	OCCUPATIONAL TITLES	Empl	(\$)Mean	(\$)Entry	(\$)Exp	(\$)Median
29-1131	Veterinarians	50	41.35	27.13	48.46	37.85
29-2012	Medical and Clinical Laboratory Technicians	70	13.05	9.29	14.93	11.96
29-2021	Dental Hygienists	50	26.23	21.30	28.70	25.30
29-2031	Cardiovascular Technologists and Technicians	30	23.24	14.62	27.55	24.81
29-2032	Diagnostic Medical Sonographers	80	22.28	13.12	26.85	20.95
29-2034	Radiologic Technologists and Technicians	200	22.98	17.55	25.70	22.90
29-2041	Emergency Medical Technicians and Paramedics	280	15.48	10.93	17.75	13.86
29-2051	Dietetic Technicians	NA	14.07	9.03	16.60	14.53
29-2052	Pharmacy Technicians	250	13.00	9.05	14.98	11.16
29-2056	Veterinary Technologists and Technicians	50	13.77	10.42	15.44	13.17
29-2061	Licensed Practical and Licensed Vocational Nurses	410	19.41	14.98	21.63	19.08
29-9011	Occupational Health and Safety Specialists	10	34.14	23.01	39.71	31.99
29-9099	Healthcare Practitioners and Technical Workers, All Other	20	14.16	12.91	14.79	13.87
31-0000	<u>Healthcare Support Occupations</u>	2,070	12.95	9.12	14.87	12.84
31-1011	Home Health Aides	300	10.70	7.71	12.20	10.86
31-1012	Nursing Aides, Orderlies, and Attendants	1,210	12.73	9.03	14.58	12.83
31-2021	Physical Therapist Assistants	40	20.27	14.87	22.97	21.16
31-2022	Physical Therapist Aides	40	12.32	9.53	13.71	11.48
31-9011	Massage Therapists	30	11.13	7.10	13.14	11.97
31-9091	Dental Assistants	70	16.35	13.83	17.60	16.05
31-9092	Medical Assistants	190	15.00	11.77	16.61	14.68
31-9093	Medical Equipment Preparers	20	12.24	9.07	13.83	12.22
31-9094	Medical Transcriptionists	50	13.71	11.69	14.73	13.74
31-9095	Pharmacy Aides	NA	11.55	11.17	11.73	11.42
31-9096	Veterinary Assistants and Laboratory Animal Caretakers	70	12.72	9.57	14.30	11.56
31-9099	Healthcare Support Workers, All Other	NA	12.06	9.63	13.28	11.71
33-0000	<u>Protective Service Occupations</u>	1,220	19.31	10.35	23.80	18.42
33-1012	First-Line Supervisors/Managers of Police and Detectives	50	38.73	29.23	43.49	40.05
33-3021	Detectives and Criminal Investigators	20	22.30	19.90	23.50	21.93

Delaware Wages 2007 - Sussex County

CODE	OCCUPATIONAL TITLES	Empl	(\$)Mean	(\$)Entry	(\$)Exp	(\$)Median
33-3051	Police and Sheriff's Patrol Officers	370	22.80	13.75	27.33	21.30
33-9032	Security Guards	180	11.60	9.15	12.83	11.09
33-9092	Lifeguards, Ski Patrol, and Other Recreational Protective Service Workers	170	9.97	7.96	10.98	10.10
35-0000	<u>Food Preparation and Serving-Related Occupations</u>	8,000	9.96	7.19	11.35	9.04
35-1011	Chefs and Head Cooks	60	19.09	12.08	22.59	16.80
35-1012	First-Line Supervisors/Managers of Food Preparation and Serving Workers	550	16.31	11.85	18.54	15.54
35-2011	Cooks, Fast Food	230	9.59	7.91	10.43	8.83
35-2012	Cooks, Institution and Cafeteria	120	10.79	8.50	11.94	10.12
35-2014	Cooks, Restaurant	840	11.76	9.33	12.98	11.68
35-2015	Cooks, Short Order	210	10.80	8.15	12.12	10.66
35-2021	Food Preparation Workers	730	10.11	7.82	11.26	9.73
35-3011	Bartenders	360	9.35	7.07	10.48	7.88
35-3021	Combined Food Preparation and Serving Workers, Including Fast Food	1,170	8.07	7.14	8.54	7.66
35-3022	Counter Attendants, Cafeteria, Food Concession, and Coffee Shop	510	11.01	7.92	12.55	10.96
35-3031	Waiters and Waitresses	2,050	9.01	7.09	9.97	8.13
35-3041	Food Servers, Nonrestaurant	130	8.76	7.40	9.43	8.53
35-9011	Dining Room and Cafeteria Attendants and Bartender Helpers	240	7.57	6.98	7.87	7.15
35-9021	Dishwashers	390	8.40	7.14	9.03	8.14
35-9031	Hosts and Hostesses, Restaurant, Lounge, and Coffee Shop	400	8.40	7.05	9.08	7.49
35-9099	Food Preparation and Serving Related Workers, All Other	10	7.78	7.20	8.07	7.42
37-0000	<u>Building and Grounds Cleaning and Maintenance Occupations</u>	2,950	11.57	8.19	13.25	10.42
37-1011	First-Line Supervisors/Managers of Housekeeping and Janitorial Workers	200	15.07	11.55	16.83	14.43
37-1012	First-Line Supervisors/Managers of Landscaping, Lawn Service Workers	100	23.13	14.12	27.64	21.65
37-2011	Janitors and Cleaners, Except Maids and Housekeeping Cleaners	900	11.02	8.22	12.42	10.35
37-2012	Maids and Housekeeping Cleaners	730	9.17	7.78	9.86	8.81
37-2021	Pest Control Workers	70	13.21	10.86	14.39	12.99
37-3011	Landscaping and Groundskeeping Workers	870	11.77	8.65	13.34	10.89

Delaware Wages 2007 - Sussex County

CODE	OCCUPATIONAL TITLES	Empl	(\$)Mean	(\$)Entry	(\$)Exp	(\$)Median
39-0000	<u>Personal Care and Service Occupations</u>	1,390	11.94	7.93	13.94	9.64
39-1021	First-Line Supervisors/Managers of Personal Service Workers	20	18.69	12.42	21.83	17.04
39-2021	Nonfarm Animal Caretakers	90	8.70	7.80	9.15	8.51
39-3091	Amusement and Recreation Attendants	130	10.04	7.62	11.24	9.18
39-4021	Funeral Attendants	30	14.65	10.04	16.96	15.77
39-5012	Hairdressers, Hairstylists, and Cosmetologists	330	14.95	8.86	17.99	12.02
39-5092	Manicurists and Pedicurists	NA	12.65	9.35	14.31	12.51
39-5093	Shampooers	NA	8.16	7.63	8.42	8.26
39-9011	Child Care Workers	230	8.86	7.02	9.78	8.33
39-9031	Fitness Trainers and Aerobics Instructors	150	10.08	7.40	11.42	9.13
39-9032	Recreation Workers	120	10.40	8.16	11.53	9.19
41-0000	<u>Sales and Related Occupations</u>	8,300	15.01	7.96	18.54	10.80
41-1011	First-Line Supervisors/Managers of Retail Sales Workers	650	19.73	12.41	23.39	17.51
41-1012	First-Line Supervisors/Managers of Non-Retail Sales Workers	60	39.98	24.99	47.47	30.51
41-2011	Cashiers	1,730	8.84	7.24	9.65	8.41
41-2021	Counter and Rental Clerks	300	10.41	7.15	12.03	9.88
41-2022	Parts Salespersons	230	12.48	9.64	13.91	11.81
41-2031	Retail Salespersons	3,720	11.81	8.14	13.64	9.70
41-3011	Advertising Sales Agents	50	26.45	12.33	33.51	22.32
41-3021	Insurance Sales Agents	90	43.02	18.54	55.25	27.70
41-3031	Securities, Commodities, and Financial Services Sales Agents	50	31.67	17.56	38.72	29.09
41-3041	Travel Agents	10	16.48	11.54	18.96	14.72
41-3099	Sales Representatives, Services, All Other	140	19.44	11.33	23.49	17.29
41-4011	Sales Reps., Wholesale and Manuf., Technical and Scientific Products	100	42.74	27.78	50.22	43.35
41-4012	Sales Reps., Wholesale and Manuf., Except Tech. and Scientific Products	510	26.95	15.57	32.64	24.26
41-9021	Real Estate Brokers	90	30.19	20.48	35.04	28.79
41-9022	Real Estate Sales Agents	310	31.68	16.89	39.08	26.59
41-9041	Telemarketers	120	16.04	12.65	17.73	15.44
41-9099	Sales and Related Workers, All Other	NA	14.49	10.61	16.43	13.50

Delaware Wages 2007 - Sussex County

CODE	OCCUPATIONAL TITLES	Empl	(\$)Mean	(\$)Entry	(\$)Exp	(\$)Median
43-0000	Office and Administrative Support Occupations	10,540	14.12	9.34	16.51	13.21
43-1011	First-Line Supervisors/Managers of Office and Admin. Support Workers	470	22.23	14.57	26.06	20.60
43-2011	Switchboard Operators, Including Answering Service	120	10.73	8.82	11.69	10.66
43-3011	Bill and Account Collectors	90	14.31	11.02	15.95	13.79
43-3021	Billing and Posting Clerks and Machine Operators	230	13.45	10.43	14.95	13.00
43-3031	Bookkeeping, Accounting, and Auditing Clerks	980	15.40	10.86	17.67	14.69
43-3051	Payroll and Timekeeping Clerks	60	15.09	11.30	16.98	14.47
43-3061	Procurement Clerks	50	13.82	10.59	15.43	13.40
43-3071	Tellers	400	11.91	10.23	12.75	11.93
43-4031	Court, Municipal, and License Clerks	70	15.81	12.69	17.37	15.85
43-4051	Customer Service Representatives	860	14.64	10.54	16.69	13.89
43-4071	File Clerks	60	11.28	7.79	13.03	11.09
43-4081	Hotel, Motel, and Resort Desk Clerks	240	9.80	8.18	10.62	9.62
43-4111	Interviewers, Except Eligibility and Loan	80	11.33	7.90	13.05	10.68
43-4131	Loan Interviewers and Clerks	90	14.32	12.60	15.18	13.81
43-4141	New Accounts Clerks	80	14.87	12.47	16.06	14.75
43-4151	Order Clerks	50	13.09	8.43	15.42	11.92
43-4161	Human Resources Assistants, Except Payroll and Timekeeping	70	16.76	11.72	19.28	15.28
43-4171	Receptionists and Information Clerks	560	11.44	8.21	13.05	11.47
43-5021	Couriers and Messengers	40	N/A	N/A	N/A	N/A
43-5031	Police, Fire, and Ambulance Dispatchers	50	15.03	12.20	16.44	15.19
43-5032	Dispatchers, Except Police, Fire, and Ambulance	130	16.21	11.94	18.34	15.25
43-5041	Meter Readers, Utilities	20	19.27	17.28	20.27	19.01
43-5051	Postal Service Clerks	70	20.85	19.24	21.66	21.31
43-5052	Postal Service Mail Carriers	280	20.71	16.98	22.58	19.86
43-5053	Postal Service Mail Sorters, Processors, and Processing Machine Operators	10	13.96	13.51	14.19	13.86
43-5061	Production, Planning, and Expediting Clerks	80	16.50	11.81	18.85	15.55
43-5071	Shipping, Receiving, and Traffic Clerks	280	11.62	8.54	13.16	11.30
43-5081	Stock Clerks and Order Fillers	810	10.26	7.90	11.44	9.71
43-5111	Weighers, Measurers, Checkers, and Samplers, Recordkeeping	60	11.74	9.70	12.75	10.76
43-6011	Executive Secretaries and Administrative Assistants	470	19.87	13.97	22.82	18.48
43-6012	Legal Secretaries	130	16.33	12.01	18.49	15.13

Delaware Wages 2007 - Sussex County

CODE	OCCUPATIONAL TITLES	Empl	(\$)Mean	(\$)Entry	(\$)Exp	(\$)Median
43-6013	Medical Secretaries	360	12.61	9.66	14.08	12.17
43-6014	Secretaries, Except Legal, Medical, and Executive	1,260	14.39	10.20	16.48	14.02
43-9011	Computer Operators	30	13.53	10.44	15.07	13.31
43-9021	Data Entry Keyers	140	11.96	9.72	13.08	11.89
43-9041	Insurance Claims and Policy Processing Clerks	50	17.66	14.54	19.23	17.54
43-9051	Mail Clerks and Mail Machine Operators, Except Postal Service	30	11.89	9.23	13.23	12.54
43-9061	Office Clerks, General	1,460	11.95	8.14	13.85	11.54
43-9199	Office and Administrative Support Workers, All Other	40	21.85	14.99	25.29	17.96
45-0000	<u>Farming, Fishing, and Forestry Occupations</u>	510	13.75	8.19	16.53	13.82
45-1011	First-Line Supervisors/Managers of Farming, Fishing, and Forestry Workers	30	21.70	17.58	23.75	21.08
45-2041	Graders and Sorters, Agricultural Products	90	N/A	N/A	N/A	N/A
45-2093	Farmworkers, Farm and Ranch Animals	230	13.50	9.88	15.31	13.96
47-0000	<u>Construction and Extraction Occupations</u>	4,470	16.73	11.54	19.33	15.63
47-1011	First-Line Super./Managers of Construction Trades and Extraction Workers	350	26.68	18.17	30.94	25.93
47-2021	Brickmasons and Blockmasons	170	21.92	13.64	26.06	20.80
47-2031	Carpenters	930	16.81	12.72	18.86	16.17
47-2051	Cement Masons and Concrete Finishers	190	15.64	11.88	17.53	15.93
47-2061	Construction Laborers	790	13.54	10.44	15.09	12.69
47-2071	Paving, Surfacing, and Tamping Equipment Operators	NA	14.55	10.15	16.75	13.44
47-2073	Operating Engineers and Other Construction Equipment Operators	260	17.85	13.90	19.82	17.17
47-2081	Drywall and Ceiling Tile Installers	20	15.16	10.86	17.31	12.45
47-2111	Electricians	230	17.83	14.24	19.63	17.63
47-2141	Painters, Construction and Maintenance	80	15.09	11.93	16.67	15.80
47-2151	Pipelayers	80	14.55	8.23	17.72	15.78
47-2152	Plumbers, Pipefitters, and Steamfitters	390	17.56	13.06	19.80	17.56
47-2211	Sheet Metal Workers	180	15.52	11.95	17.30	15.19
47-3011	Helpers--Brick-, Block-, Stonemasons, and Tile and Marble Setters	NA	12.59	10.37	13.70	11.29
47-3012	Helpers--Carpenters	110	11.63	9.96	12.46	11.56
47-3013	Helpers--Electricians	90	10.85	8.95	11.80	11.08

Delaware Wages 2007 - Sussex County

CODE	OCCUPATIONAL TITLES	Empl	(\$)Mean	(\$)Entry	(\$)Exp	(\$)Median
47-3015	Helpers--Pipelayers, Plumbers, Pipefitters, and Steamfitters	80	11.13	8.88	12.25	10.83
47-3019	Helpers, Construction Trades, All Other	NA	8.94	7.16	9.83	7.37
47-4011	Construction and Building Inspectors	50	19.57	14.72	21.99	18.34
49-0000	<u>Installation, Maintenance, and Repair Occupations</u>	3,310	16.52	10.51	19.53	15.25
49-1011	First-Line Supervisors/Managers of Mechanics, Installers, and Repairers	250	26.23	18.11	30.28	25.33
49-2022	Telecom. Equipment Installers and Repairers, Except Line Installers	NA	13.63	8.51	16.18	9.94
49-2094	Electrical and Electronics Repairers, Commercial and Industrial Equipment	NA	22.69	17.15	25.46	23.73
49-3021	Automotive Body and Related Repairers	100	16.48	10.49	19.48	15.68
49-3023	Automotive Service Technicians and Mechanics	480	14.68	9.11	17.47	14.10
49-3031	Bus and Truck Mechanics and Diesel Engine Specialists	100	16.77	11.85	19.23	15.62
49-3042	Mobile Heavy Equipment Mechanics, Except Engines	90	18.65	15.52	20.21	18.15
49-3051	Motorboat Mechanics	130	13.81	10.74	15.35	13.57
49-3093	Tire Repairers and Changers	NA	8.40	7.15	9.03	7.46
49-9021	Heating, Air Conditioning, and Refrigeration Mechanics and Installers	270	16.66	12.72	18.63	16.54
49-9041	Industrial Machinery Mechanics	80	16.04	12.63	17.74	15.23
49-9042	Maintenance and Repair Workers, General	1,050	14.39	9.91	16.64	13.88
49-9043	Maintenance Workers, Machinery	20	18.59	14.48	20.64	17.68
49-9051	Electrical Power-Line Installers and Repairers	70	25.72	18.96	29.10	27.55
49-9091	Coin, Vending, and Amusement Machine Servicers and Repairers	NA	13.52	12.55	14.00	13.59
49-9095	Manufactured Building and Mobile Home Installers	60	14.67	11.83	16.09	14.10
49-9098	Helpers--Installation, Maintenance, and Repair Workers	100	10.27	8.46	11.17	9.68
49-9099	Installation, Maintenance, and Repair Workers, All Other	60	15.55	11.63	17.51	14.36
51-0000	<u>Production Occupations</u>	9,740	11.32	8.09	12.94	10.34
51-1011	First-Line Supervisors/Managers of Production and Operating Workers	470	20.72	14.77	23.70	18.60
51-2041	Structural Metal Fabricators and Fitters	180	12.43	10.05	13.63	12.29
51-2099	Assemblers and Fabricators, All Other	80	11.43	8.99	12.66	10.82
51-3011	Bakers	70	10.08	8.28	10.98	9.23
51-3021	Butchers and Meat Cutters	130	15.25	11.64	17.06	15.19
51-3022	Meat, Poultry, and Fish Cutters and Trimmers	4,780	9.56	7.94	10.37	9.27
51-3093	Food Cooking Machine Operators and Tenders	90	9.48	7.69	10.38	9.52

Delaware Wages 2007 - Sussex County

CODE	OCCUPATIONAL TITLES	Empl	(\$)Mean	(\$)Entry	(\$)Exp	(\$)Median
51-4021	Extruding and Drawing Machine Operators, and Tenders, Metal and Plastic	NA	14.21	9.55	16.54	14.78
51-4031	Cutting, Punching, and Press Machine Operators, Metal and Plastic	30	13.85	11.56	14.99	14.12
51-4041	Machinists	60	22.78	14.90	26.71	24.10
51-4121	Welders, Cutters, Solderers, and Brazers	190	12.58	9.89	13.92	11.13
51-5022	Prepress Technicians and Workers	10	12.85	9.07	14.74	14.15
51-5023	Printing Machine Operators	20	14.74	11.09	16.57	15.00
51-6011	Laundry and Dry-Cleaning Workers	90	14.07	9.53	16.35	12.63
51-6031	Sewing Machine Operators	40	10.02	8.18	10.94	9.43
51-6093	Upholsterers	20	9.42	7.92	10.17	8.88
51-7011	Cabinetmakers and Bench Carpenters	50	15.92	10.99	18.38	16.19
51-7041	Sawing Machine Setters, Operators, and Tenders, Wood	10	13.83	9.39	16.05	13.81
51-8031	Water and Liquid Waste Treatment Plant and System Operators	90	17.90	12.36	20.66	17.03
51-9061	Inspectors, Testers, Sorters, Samplers, and Weighers	200	12.62	8.81	14.53	11.86
51-9071	Jewelers and Precious Stone and Metal Workers	NA	15.33	11.12	17.43	15.96
51-9111	Packaging and Filling Machine Operators and Tenders	130	12.12	9.79	13.28	12.25
51-9122	Painters, Transportation Equipment	10	22.71	16.18	25.98	23.61
51-9123	Painting, Coating, and Decorating Workers	10	10.05	9.33	10.41	10.14
51-9131	Photographic Process Workers	NA	11.58	10.82	11.95	11.19
51-9198	Helpers--Production Workers	180	9.30	7.53	10.19	8.81
53-0000	<u>Transportation and Material Moving Occupations</u>	4,620	12.67	8.66	14.67	11.67
53-1021	First-Line Super./Managers of Helpers, Laborers, and Material Movers, Hand	50	17.85	12.07	20.73	17.43
53-1031	First-Line Supervisors/Managers of Transportation Vehicle Operators	110	21.65	12.65	26.16	20.60
53-3011	Ambulance Drivers and Attendants, Except Emergency Medical Technicians	40	11.10	10.57	11.37	11.08
53-3022	Bus Drivers, School	330	10.25	8.43	11.16	10.31
53-3031	Driver/Sales Workers	240	12.04	7.03	14.55	12.90
53-3032	Truck Drivers, Heavy and Tractor-Trailer	1,200	15.19	11.84	16.87	14.76
53-3033	Truck Drivers, Light or Delivery Services	610	11.42	8.14	13.07	10.87
53-3041	Taxi Drivers and Chauffeurs	50	10.66	8.26	11.86	10.90
53-5021	Captains, Mates, and Pilots of Water Vessels	NA	11.72	6.90	14.14	8.05
53-7011	Conveyor Operators and Tenders	20	15.06	13.50	15.84	15.00
53-7032	Excavating and Loading Machine and Dragline Operators	NA	20.05	17.85	21.16	19.63

Delaware Wages 2007 - Sussex County

CODE	OCCUPATIONAL TITLES	Empl	(\$)Mean	(\$)Entry	(\$)Exp	(\$)Median
53-7051	Industrial Truck and Tractor Operators	330	11.95	9.13	13.36	12.43
53-7061	Cleaners of Vehicles and Equipment	210	10.66	9.32	11.33	10.68
53-7062	Laborers and Freight, Stock, and Material Movers, Hand	900	10.33	7.92	11.54	9.61
53-7063	Machine Feeders and Offbearers	40	18.28	12.03	21.40	15.14
53-7064	Packers and Packagers, Hand	250	9.31	7.66	10.14	8.80
53-7081	Refuse and Recyclable Material Collectors	50	14.14	11.14	15.63	14.16

ACKNOWLEDGEMENTS

This report was written by George A. Sharpley Jr., Ph. D., Labor Market Economist. The data was gathered and analyzed by Kim Johnstone, Ellen Yates, and Joshua Aidala. Kim Johnstone, Ellen Yates, and Lyn Anderson assisted in the layout of the publication.

We would like to extend our sincere gratitude to all of the employers who participated in the survey; without their support, this publication could not exist.

Please direct comments, suggestions and requests for publications to George Sharpley at:

Delaware Department of Labor
Office of Occupational & Labor Market Information
19 West Lea Blvd.
Wilmington, DE 19802
(302) 761-8060

george.sharpley@state.de.us

All publications are available online at www.oolmi.net.



**Delaware Department of Labor
Office of Occupational & Labor Market Information
19 West Lea Boulevard
Wilmington, Delaware 19802
www.oolmi.net
www.delawareworks.com**