



# Delaware Wages 2010

Office of Occupational & Labor Market Information  
Delaware Department of Labor  
John McMahon, Secretary  
June 2011

---

Occupational Employment Statistics

# TABLE OF CONTENTS

---

Introduction.....	1
Statewide Wage Data.....	3
New Castle County Wage Data.....	23
Kent County Wage Data.....	41
Sussex County Wage Data.....	53
Acknowledgements.....	<i>Inside back cover</i>

# HIGHLIGHTS

---

- **Employment Level and Mean Hourly Wage for Standard Occupational Classification Major Occupational Groups - Figure 1.....**4
- **Top Occupations:**
  - New Castle County - Figure 2.....24
  - Kent County - Figure 4 .....42
  - Sussex County - Figure 6.....54
- **Highest Paid Occupations:**
  - New Castle County - Figure 3.....24
  - Kent County - Figure 5.....42
  - Sussex County - Figure 7.....54

---

## INTRODUCTION

The Occupational Employment Statistics (OES) program is a cooperative effort of the U.S. Bureau of Labor Statistics (BLS) and state employment security agencies (in Delaware, the Office of Occupational and Labor Market Information (OOLMI) in the Delaware Department of Labor). As outlined in more detail below, BLS developed the procedures and methodology, while OOLMI conducts the survey and tabulates the responses. A software program developed by the North Carolina State Employment Security Commission is used to produce the wage and employment estimates. This means that these estimates are not official BLS estimates, but in most cases they are identical to the official BLS estimates. When they differ, it is by miniscule amounts. We do not use the official BLS estimates because they are not provided for Sussex or New Castle Counties, only Kent County (because it is a single-county metropolitan statistical area).

The OES program has ordinarily used three years of survey data, in order to increase reliability. Beginning in 2003, data collection was done twice yearly, with half the sample surveyed in the spring and half in the fall. Wage estimates are now updated once per year, after the results from the spring survey are available. The estimates in this publication were derived from surveys conducted from the fall of 2007 through the spring of 2010. Data from years prior to 2010 were updated to expected 2010 values using national cost index factors.

The survey universe is all employers covered by the state Unemployment Insurance program, both private and public. This covers about 92 percent of the state's workers. Self-employed, some non-profit organizations, and most agricultural employees are excluded. All establishments (units) with 250 or more employees are automatically included in the survey, while those with fewer

employees are randomly sampled for inclusion in the survey. The smallest units have the lowest probability of selection. Details are provided in the table below. Only data from the fall panel of surveys in 2007 and spring panel in 2010 are included in the 2010 wage estimates, which is why they are approximately half the size of the other years, which include both spring and fall panels.

Year	Survey Universe		Survey Sample		Usable Response	
	Units	Employment	Units	Employment	Units	Employment
2007	30,805	426,158	845	62,455	689	47,258
2008	29,510	424,297	1,713	111,384	1,433	90,892
2009	29,318	407,505	1,550	100,999	1,172	77,514
2010	28,495	399,568	733	35,522	539	27,033

Response rates averaged 75 percent over the four years of the survey. Nonresponding units have data imputed to them by means of a hot-deck "nearest neighbor" technique. This method finds the responding establishment (donor) which most closely resembles the nonresponding establishment, based on industry, size class, and area. The donor's data are then imputed to the nonresponding unit. Donors are used only once.

Occupations are classified using the Standard Occupational Classification (SOC) system, which consists of 23 major groups, 97 minor groups, 461 broad occupations, and 840 detailed occupations. Estimates at the major group and detailed occupation levels are included in this publication. More information regarding the SOC

system and occupational definitions can be found on the BLS website, <http://www.bls.gov/soc>.

Employers are not asked to supply exact wage rates for their employees. They are requested to indicate how many of their workers within each occupation are earning wages within each of the 12 ranges listed below. Conversion between hourly and annual wages is based on a 40 hour week, 52 week year (2,080 hours per year). Some occupations, for instance teachers, typically work a different schedule. Only annual wages are reported for these occupations. In the wage tables, these are printed in **bold** type. The table below shows the wage ranges used in the 2010 survey.

Range	Hourly Wage	Annual Wage
A	Under \$9.25	Under \$19,240
B	\$9.25 to \$11.49	\$19,240 to \$23,919
C	\$11.50 to \$14.49	\$23,920 to \$30,159
D	\$14.50 to \$18.24	\$30,160 to \$37,959
E	\$18.25 to \$22.74	\$37,960 to \$47,319
F	\$22.75 to \$28.74	\$47,320 to \$59,799
G	\$28.75 to \$35.99	\$59,800 to \$74,879
H	\$36.00 to \$45.24	\$74,880 to \$94,119
I	\$45.25 to \$56.99	\$94,120 to \$118,559
J	\$57.00 to \$71.49	\$118,560 to \$148,719
K	\$71.50 to \$89.99	\$148,720 to \$187,199
L	\$90.00 and over	\$187,200 and over

Wages include base rate, cost-of-living allowances, hazardous duty pay, incentive pay (including commissions, piece rates, and production

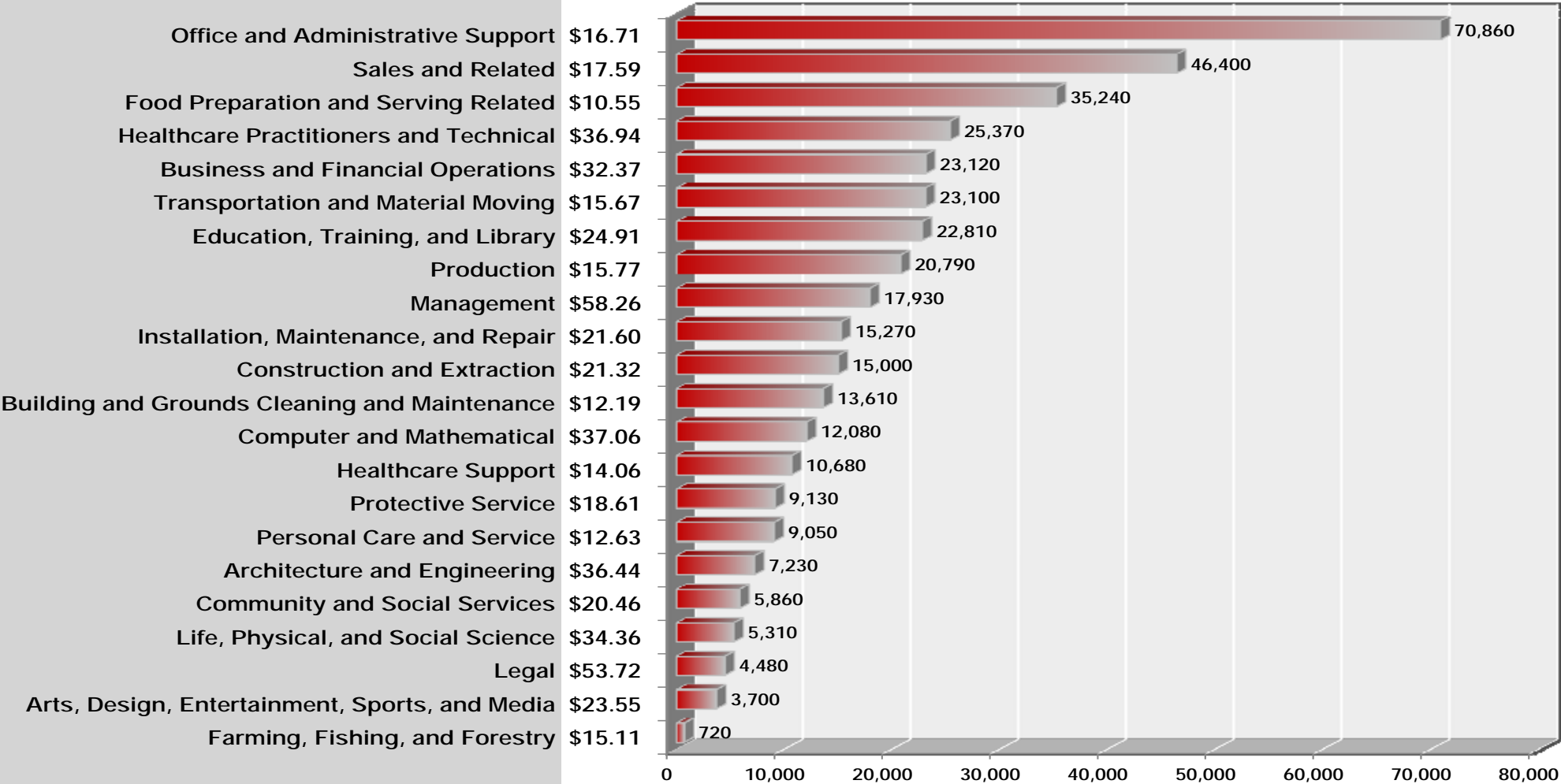
bonuses), tips, longevity pay, on-call pay, and portal-to-portal pay. Not included are back pay, overtime pay, severance pay, shift differentials, premium pay for holidays or weekends, meal and lodging allowances, uniform allowances, non-production bonuses, profit sharing distributions, or stock bonuses.

Although a wide variety of statistics are estimated from the raw data, we publish only five: the employment level (**EMPL**) for all employers in the area (state or county), including those not in the survey; the mean (average) wage (**MEAN**); the median wage (**MEDIAN**), which half the workers in an occupation make less than, and the other half more than; and entry-level (**ENTRY**) and experienced (**EXP**) wage rates. **NA** in the employment field means that the employment estimate does not meet publishability standards, but the wage estimates do. **N/A** in one of the wage fields signifies that a large portion of the responses are in the highest, unbounded wage category and a valid wage estimate is not possible. When all the wage estimates for an occupation do not meet standards, no estimates for the occupation are published.

To determine entry and experienced wage rates, an occupation's wage distribution is divided into thirds. The mean of the lowest third is the entry-level wage rate. The mean of the highest two-thirds is the experienced wage rate. It is important to note that employers are not requested to supply information on their workers' amount of experience.

# Statewide

# Standard Occupational Classification Major Groups Employment Levels and Mean Wage



*Figure 1 - Employment distribution and mean hourly wage for Standard Occupational Classification (SOC) major occupational groups*

CODE	OCCUPATIONAL TITLES	Empl	(\$) <b>Mean</b>	(\$) <b>Entry</b>	(\$) <b>Exp</b>	(\$) <b>Median</b>
<b>00-0000</b>	<b>Total all occupations</b>	397,730	22.52	9.88	28.85	17.27
<b>11-0000</b>	<b>Management Occupations</b>	17,930	58.26	32.54	71.12	52.45
11-1011	Chief Executives	310	105.40	N/A	N/A	N/A
11-1021	General and Operations Managers	4,140	63.70	34.45	78.32	54.22
11-2021	Marketing Managers	900	67.03	41.99	79.55	63.84
11-2022	Sales Managers	670	68.16	36.22	84.13	64.14
11-2031	Public Relations Managers and Fundraising Managers	200	65.64	41.82	77.55	61.25
11-3011	Administrative Services Managers	750	46.00	33.47	52.27	43.19
11-3021	Computer and Information Systems Managers	1,550	62.76	44.26	72.01	60.82
11-3031	Financial Managers	2,260	64.80	41.63	76.39	58.00
11-3051	Industrial Production Managers	370	49.55	30.33	59.16	45.93
11-3061	Purchasing Managers	150	53.27	37.36	61.23	52.24
11-3071	Transportation, Storage, and Distribution Managers	340	57.53	37.87	67.36	58.38
11-3111	Compensation and Benefits Managers	160	49.47	33.81	57.30	42.11
11-3121	Human Resources Managers	240	60.61	39.60	71.12	55.07
11-3131	Training and Development Managers	120	63.13	42.72	73.33	58.85
11-9021	Construction Managers	600	49.92	31.40	59.17	45.38
11-9031	Education Administrators, Preschool and Child Care Center/Program	280	24.55	15.43	29.11	19.60
11-9032	Education Administrators, Elementary and Secondary School	600	<b>102,308</b>	<b>102,308</b>	<b>111,598</b>	<b>105,104</b>
11-9033	Education Administrators, Postsecondary	NA	50.36	27.61	61.74	40.43
11-9039	Education Administrators, All Other	40	31.68	18.62	38.20	30.94
11-9041	Architectural and Engineering Managers	430	63.67	46.95	72.04	59.72
11-9051	Food Service Managers	270	32.70	23.99	37.06	32.68
11-9081	Lodging Managers	100	36.28	25.05	41.90	31.90
11-9111	Medical and Health Services Managers	860	48.83	32.26	57.12	43.51
11-9131	Postmasters and Mail Superintendents	50	33.78	26.32	37.51	35.34
11-9141	Property, Real Estate, and Community Association Managers	360	36.73	17.96	46.12	28.92
11-9151	Social and Community Service Managers	590	29.35	22.67	32.69	28.13
11-9161	Emergency Management Directors	20	30.76	24.42	33.93	28.60
11-9199	Managers, All Other	640	58.91	37.67	69.54	56.21

<b>CODE</b>	<b>OCCUPATIONAL TITLES</b>	<b>Empl</b>	<b>(\$)<b>Mean</b></b>	<b>(\$)<b>Entry</b></b>	<b>(\$)<b>Exp</b></b>	<b>(\$)<b>Median</b></b>
<b>13-0000</b>	<b>Business and Financial Operations Occupations</b>	23,120	32.37	19.37	38.86	29.28
13-1022	Wholesale and Retail Buyers, Except Farm Products	240	23.77	14.55	28.38	22.86
13-1023	Purchasing Agents, Except Wholesale, Retail, and Farm Products	670	32.43	21.77	37.76	30.80
13-1031	Claims Adjusters, Examiners, and Investigators	850	30.30	21.79	34.55	29.33
13-1032	Insurance Appraisers, Auto Damage	NA	32.23	29.26	33.72	32.56
13-1041	Compliance Officers, Except Agr., Const., Health and Safety, and Trans.	1,020	27.87	17.70	32.95	25.28
13-1051	Cost Estimators	720	30.33	18.85	36.06	28.22
13-1078	Human Resources, Labor Relations, and Training Specialists, All Other*	1,430	29.10	18.70	34.30	26.68
13-1081	Logisticians	480	37.75	27.23	43.00	36.24
13-1111	Management Analysts	1,680	38.92	24.33	46.21	36.83
13-1121	Meeting, Convention, and Event Planners*	170	23.46	16.79	26.80	22.44
13-1141	Compensation, Benefits, and Job Analysis Specialists	310	31.88	20.36	37.65	29.81
13-1151	Training and Development Specialists	860	29.45	18.66	34.84	28.24
13-1161	Market Research Analysts and Marketing Specialists*	1,720	37.39	21.51	45.34	34.49
13-1199	Business Operations Specialists, All Other*	1,320	31.17	18.56	37.47	29.54
13-2011	Accountants and Auditors	4,440	31.75	19.39	37.92	28.03
13-2021	Appraisers and Assessors of Real Estate	140	30.51	18.26	36.63	26.65
13-2031	Budget Analysts	140	30.49	21.86	34.80	29.80
13-2041	Credit Analysts	1,180	30.71	18.60	36.76	27.70
13-2051	Financial Analysts	1,890	40.47	26.21	47.60	38.59
13-2052	Personal Financial Advisors	780	39.87	22.23	48.69	35.83
13-2053	Insurance Underwriters	380	29.04	17.06	35.04	24.84
13-2061	Financial Examiners	150	40.04	25.05	47.54	36.63
13-2071	Credit Counselors	200	18.80	16.54	19.92	18.43
13-2072	Loan Officers	720	28.96	18.04	34.43	26.88
13-2081	Tax Examiners, Collectors, and Revenue Agents	190	25.40	17.30	29.45	22.18
13-2082	Tax Preparers	290	20.59	11.67	25.05	19.79
<b>15-0000</b>	<b>Computer and Mathematical Occupations</b>	12,080	37.06	23.49	43.84	36.39
15-1111	Computer and Information Research Scientists	80	41.21	28.61	47.51	40.07
15-1121	Computer Systems Analysts	2,850	38.48	24.75	45.34	38.79
15-1131	Computer Programmers	1,180	37.91	27.70	43.02	35.84
15-1132	Software Developers, Applications	1,840	40.69	29.90	46.09	41.04
15-1133	Software Developers, Systems Software	1,240	47.17	36.02	52.74	46.21
15-1141	Database Administrators	550	39.43	25.24	46.53	40.44



CODE	OCCUPATIONAL TITLES	Empl	(\$) Mean	(\$) Entry	(\$) Exp	(\$) Median
15-1142	Network and Computer Systems Administrators*	850	33.00	21.97	38.52	30.96
15-1150	Computer Support Specialists	2,020	24.67	18.31	27.84	24.06
15-1179	Info. Security Analysts, Web Developers, and Computer Network Architects*	900	39.66	26.67	46.16	39.16
15-1799	Computer Occupations, All Other*	170	33.61	23.36	38.73	33.77
15-2011	Actuaries	120	49.22	32.98	57.35	45.82
15-2031	Operations Research Analysts	210	33.01	23.20	37.92	31.83
15-2041	Statisticians	80	39.86	21.01	49.29	40.22
<b>17-0000</b>	<b><u>Architecture and Engineering Occupations</u></b>	<b>7,230</b>	<b>36.44</b>	<b>19.89</b>	<b>44.71</b>	<b>33.59</b>
17-1011	Architects, Except Landscape and Naval	100	38.66	26.74	44.61	40.10
17-1012	Landscape Architects	90	24.82	13.73	30.36	25.35
17-1022	Surveyors	110	34.06	21.68	40.25	30.36
17-2041	Chemical Engineers	NA	56.17	39.83	64.34	58.11
17-2051	Civil Engineers	980	36.91	23.72	43.51	34.55
17-2061	Computer Hardware Engineers	NA	32.57	23.16	37.28	30.86
17-2071	Electrical Engineers	840	41.84	23.83	50.85	42.66
17-2081	Environmental Engineers	130	36.83	26.01	42.25	33.75
17-2111	Health and Safety Engineers, Except Mining	70	39.05	27.00	45.08	39.54
17-2112	Industrial Engineers	620	42.33	30.44	48.27	41.56
17-2141	Mechanical Engineers	570	38.74	22.69	46.76	35.14
17-2199	Engineers, All Other	NA	48.33	35.88	54.55	49.29
17-3011	Architectural and Civil Drafters	310	24.62	17.05	28.41	24.47
17-3012	Electrical and Electronics Drafters	150	27.49	18.26	32.11	28.13
17-3013	Mechanical Drafters	230	29.21	18.51	34.56	26.74
17-3019	Drafters, All Other	10	25.23	17.20	29.25	23.25
17-3022	Civil Engineering Technicians	380	19.54	14.33	22.15	18.66
17-3023	Electrical and Electronic Engineering Technicians	310	22.44	14.51	26.40	21.79
17-3025	Environmental Engineering Technicians	30	25.72	18.97	29.10	23.37
17-3026	Industrial Engineering Technicians	120	23.44	15.93	27.19	24.65
17-3027	Mechanical Engineering Technicians	160	24.12	15.54	28.41	25.06
17-3029	Engineering Technicians, Except Drafters, All Other	NA	26.63	18.51	30.69	28.06
17-3031	Surveying and Mapping Technicians	120	19.99	14.96	22.51	18.78

CODE	OCCUPATIONAL TITLES	Empl	(\$) <u>Mean</u>	(\$) <u>Entry</u>	(\$) <u>Exp</u>	(\$) <u>Median</u>
<b>19-0000</b>	<b><u>Life, Physical, and Social Science Occupations</u></b>	5,310	34.36	20.60	41.25	32.08
19-1013	Soil and Plant Scientists	70	24.88	18.20	28.22	25.28
19-1021	Biochemists and Biophysicists	110	45.57	31.27	52.73	42.47
19-1022	Microbiologists	100	29.65	19.04	34.96	25.92
19-1023	Zoologists and Wildlife Biologists	10	40.32	28.34	46.31	38.28
19-1029	Biological Scientists, All Other	20	31.89	20.77	37.45	33.37
19-1031	Conservation Scientists	20	30.67	21.54	35.23	27.58
19-1032	Foresters	10	24.29	20.52	26.18	24.33
19-2012	Physicists	20	39.48	19.89	49.27	31.70
19-2031	Chemists	1,910	42.00	30.02	47.98	38.98
19-2032	Materials Scientists	90	42.79	21.58	53.39	36.29
19-2041	Environmental Scientists and Specialists, Including Health	370	28.77	20.94	32.69	27.29
19-2042	Geoscientists, Except Hydrologists and Geographers	40	38.00	21.14	46.43	35.08
19-2043	Hydrologists	30	28.55	21.42	32.11	27.21
19-3011	Economists	40	34.59	25.21	39.28	33.77
19-3031	Clinical, Counseling, and School Psychologists	350	36.18	19.76	44.39	34.76
19-3051	Urban and Regional Planners	180	29.14	22.33	32.54	28.13
19-4021	Biological Technicians	220	20.55	14.03	23.81	21.05
19-4031	Chemical Technicians	620	25.53	19.24	28.68	26.38
19-4061	Social Science Research Assistants	100	15.98	12.97	17.48	14.00
19-4091	Environmental Science and Protection Technicians, Including Health	120	17.12	13.20	19.09	17.01
<b>21-0000</b>	<b><u>Community and Social Services Occupations</u></b>	5,860	20.46	13.59	23.89	19.27
21-1011	Substance Abuse and Behavioral Disorder Counselors	160	16.76	13.56	18.36	16.42
21-1012	Educational, Vocational, and School Counselors	860	27.74	18.38	32.42	27.87
21-1013	Marriage and Family Therapists	190	24.95	22.52	26.17	25.34
21-1014	Mental Health Counselors	180	18.29	14.32	20.28	17.62
21-1015	Rehabilitation Counselors	450	16.30	12.63	18.14	15.88
21-1019	Counselors, All Other	NA	15.17	10.21	17.65	11.37
21-1021	Child, Family, and School Social Workers	840	18.91	13.30	21.72	18.68
21-1022	Healthcare Social Workers	790	21.30	16.33	23.78	20.39
21-1023	Mental Health and Substance Abuse Social Workers	470	19.02	14.75	21.15	18.72
21-1029	Social Workers, All Other	100	27.25	19.09	31.33	25.75

CODE	OCCUPATIONAL TITLES	Empl	(\$) <b>Mean</b>	(\$) <b>Entry</b>	(\$) <b>Exp</b>	(\$) <b>Median</b>
21-1091	Health Educators	140	28.65	18.30	33.83	29.02
21-1092	Probation Officers and Correctional Treatment Specialists	600	22.12	16.28	25.05	21.91
21-1093	Social and Human Service Assistants	690	14.00	10.40	15.81	13.73
21-1798	Community and Social Service Specialists, All Other*	320	16.31	10.39	19.27	15.70
21-2011	Clergy	50	23.73	17.11	27.04	22.03
<b>23-0000</b>	<b><u>Legal Occupations</u></b>	4,480	53.72	21.12	70.01	44.81
23-1011	Lawyers	2,620	72.96	42.06	88.41	71.05
23-1012	Judicial Law Clerks	170	19.04	12.19	22.47	19.11
23-1021	Administrative Law Judges, Adjudicators, and Hearing Officers	70	30.85	16.90	37.83	22.41
23-1022	Arbitrators, Mediators, and Conciliators	40	19.53	15.52	21.54	18.76
23-1023	Judges, Magistrate Judges, and Magistrates	130	62.59	38.55	74.60	45.27
23-2011	Paralegals and Legal Assistants*	1,190	24.62	16.65	28.60	22.70
23-2091	Court Reporters	70	25.50	14.31	31.10	30.00
23-2093	Title Examiners, Abstractors, and Searchers	40	19.04	13.81	21.66	16.50
23-2099	Legal Support Workers, All Other	160	23.13	17.08	26.16	21.92
<b>25-0000</b>	<b><u>Education, Training, and Library Occupations</u></b>	22,810	24.91	14.01	30.36	23.79
25-1121	Art, Drama, and Music Teachers, Postsecondary	NA	<b>59,008</b>	<b>40,751</b>	<b>68,137</b>	<b>56,483</b>
25-1194	Vocational Education Teachers, Postsecondary	320	22.96	17.11	25.89	21.38
25-2011	Preschool Teachers, Except Special Education	1,820	11.87	8.71	13.45	11.13
25-2012	Kindergarten Teachers, Except Special Education	380	<b>52,521</b>	<b>39,528</b>	<b>59,017</b>	<b>49,482</b>
25-2021	Elementary School Teachers, Except Special Education	3,690	<b>54,702</b>	<b>39,470</b>	<b>62,318</b>	<b>53,059</b>
25-2022	Middle School Teachers, Except Special and Career/Tech. Education	2,560	<b>54,226</b>	<b>39,778</b>	<b>61,451</b>	<b>53,000</b>
25-2031	Secondary School Teachers, Except Special and Career/Tech. Education	3,100	<b>55,483</b>	<b>37,531</b>	<b>64,458</b>	<b>54,775</b>
25-2041	Special Education Teachers, Preschool, Kindergarten, and Elem. School*	1,760	<b>48,092</b>	<b>35,965</b>	<b>54,156</b>	<b>44,740</b>
25-2053	Special Education Teachers, Middle School	300	<b>55,672</b>	<b>41,518</b>	<b>62,750</b>	<b>53,583</b>
25-2054	Special Education Teachers, Secondary School	230	<b>61,231</b>	<b>46,109</b>	<b>68,792</b>	<b>61,064</b>
25-3011	Adult Basic and Secondary Education and Literacy Teachers and Instructors	280	24.28	15.38	28.73	22.89
25-3021	Self-Enrichment Education Teachers	370	22.43	11.80	27.74	19.32
25-3999	Teachers and Instructors, All Other*	940	<b>44,047</b>	<b>23,402</b>	<b>54,370</b>	<b>38,579</b>
25-4011	Archivists	40	20.52	16.34	22.61	20.53
25-4012	Curators	50	25.08	18.06	28.59	24.34

CODE	OCCUPATIONAL TITLES	Empl	(\$) Mean	(\$) Entry	(\$) Exp	(\$) Median
25-4013	Museum Technicians and Conservators	50	18.99	14.37	21.30	18.00
25-4021	Librarians	480	29.22	18.85	34.40	29.56
25-4031	Library Technicians	260	17.17	12.00	19.76	17.11
25-9011	Audio-Visual and Multimedia Collections Specialists	30	17.86	10.89	21.35	17.83
25-9031	Instructional Coordinators	410	29.81	22.82	33.31	29.24
25-9041	Teacher Assistants	2,170	<b>27,920</b>	<b>17,983</b>	<b>32,889</b>	<b>25,082</b>
25-9099	Education, Training, and Library Workers, All Other	140	20.80	12.37	25.01	18.18
<b>27-0000</b>	<b>Arts, Design, Entertainment, Sports, and Media Occupations</b>	<b>3,700</b>	<b>23.55</b>	<b>10.79</b>	<b>29.92</b>	<b>19.44</b>
27-1011	Art Directors	30	39.99	27.29	46.34	37.36
27-1021	Commercial and Industrial Designers	20	30.02	23.51	33.27	30.06
27-1023	Floral Designers	110	12.00	9.76	13.13	11.96
27-1024	Graphic Designers	400	23.27	14.53	27.64	22.69
27-1025	Interior Designers	100	22.30	12.79	27.06	18.31
27-1026	Merchandise Displayers and Window Trimmers	270	12.70	10.12	13.99	12.78
27-1027	Set and Exhibit Designers	10	22.53	15.73	25.93	18.19
27-2012	Producers and Directors	NA	27.62	16.52	33.17	23.05
27-2023	Umpires, Referees, and Other Sports Officials	110	<b>25,355</b>	<b>17,077</b>	<b>29,494</b>	<b>19,203</b>
27-2032	Choreographers	NA	15.58	9.90	18.42	13.92
27-2041	Music Directors and Composers	20	39.22	16.44	50.62	21.61
27-3011	Radio and Television Announcers	50	20.47	8.59	26.41	12.70
27-3022	Reporters and Correspondents	70	17.75	11.98	20.64	16.71
27-3031	Public Relations Specialists	660	28.35	18.10	33.48	25.55
27-3041	Editors	170	29.65	20.80	34.07	27.51
27-3042	Technical Writers	110	30.09	22.27	34.00	27.71
27-3043	Writers and Authors	90	28.54	16.60	34.51	25.35
27-4011	Audio and Video Equipment Technicians	100	21.57	13.63	25.54	18.42
27-4012	Broadcast Technicians	40	22.39	12.81	27.17	22.08
27-4021	Photographers	120	15.79	8.59	19.39	13.69
27-4031	Camera Operators, Television, Video, and Motion Picture	NA	20.99	9.72	26.62	20.40
27-4099	Media and Communication Equipment Workers, All Other	40	34.58	27.15	38.29	35.34

<b>CODE</b>	<b>OCCUPATIONAL TITLES</b>	<b>Empl</b>	<b>(\$)<b>Mean</b></b>	<b>(\$)<b>Entry</b></b>	<b>(\$)<b>Exp</b></b>	<b>(\$)<b>Median</b></b>
<b>29-0000</b>	<b>Healthcare Practitioners and Technical Occupations</b>	25,370	36.94	19.32	45.76	31.44
29-1011	Chiropractors	100	49.67	26.55	61.23	36.88
29-1021	Dentists, General	340	93.90	55.70	112.99	N/A
29-1023	Orthodontists	NA	114.34	N/A	N/A	N/A
29-1031	Dietitians and Nutritionists	140	27.61	21.26	30.79	27.61
29-1041	Optometrists	100	38.78	31.71	42.32	35.68
29-1051	Pharmacists	630	56.25	49.71	59.52	57.56
29-1061	Anesthesiologists	110	100.73	N/A	N/A	N/A
29-1062	Family and General Practitioners	490	75.28	56.55	84.64	70.21
29-1063	Internists, General	230	99.02	56.81	120.12	N/A
29-1064	Obstetricians and Gynecologists	80	106.82	N/A	N/A	N/A
29-1065	Pediatricians, General	110	64.53	41.13	76.23	62.32
29-1066	Psychiatrists	90	73.70	36.53	92.29	74.08
29-1067	Surgeons	250	107.83	N/A	N/A	N/A
29-1069	Physicians and Surgeons, All Other	1,070	86.84	32.55	113.98	N/A
29-1071	Physician Assistants	310	44.35	36.66	48.20	43.90
29-1081	Podiatrists	80	69.80	54.66	77.37	64.61
29-1111	Registered Nurses*	9,900	34.10	26.82	37.74	33.53
29-1122	Occupational Therapists	340	33.56	24.65	38.01	32.97
29-1123	Physical Therapists	590	41.52	31.17	46.69	38.10
29-1124	Radiation Therapists	50	40.69	32.76	44.66	40.49
29-1125	Recreational Therapists	60	18.26	14.08	20.35	17.81
29-1126	Respiratory Therapists	380	28.73	24.71	30.74	28.61
29-1127	Speech-Language Pathologists	360	36.47	25.20	42.11	35.49
29-1128	Therapists, All Other*	70	23.29	16.35	26.76	22.58
29-1131	Veterinarians	170	53.88	35.78	62.93	47.00
29-1181	Audiologists	30	29.83	22.10	33.69	30.29
29-1199	Health Diagnosing and Treating Practitioners, All Other	20	33.98	28.45	36.75	33.17
29-2011	Medical and Clinical Laboratory Technologists	380	29.17	24.72	31.39	29.43
29-2012	Medical and Clinical Laboratory Technicians	300	21.78	15.53	24.91	22.37
29-2021	Dental Hygienists	560	34.26	29.45	36.66	34.49
29-2031	Cardiovascular Technologists and Technicians	230	25.53	15.84	30.37	24.19

CODE	OCCUPATIONAL TITLES	Empl	(\$) <b>Mean</b>	(\$) <b>Entry</b>	(\$) <b>Exp</b>	(\$) <b>Median</b>
29-2032	Diagnostic Medical Sonographers	200	29.50	20.79	33.86	31.23
29-2033	Nuclear Medicine Technologists	90	32.74	28.02	35.10	32.99
29-2037	Radiologic Technologists and Technicians*	1,030	29.55	22.84	32.90	29.53
29-2041	Emergency Medical Technicians and Paramedics	920	18.36	13.42	20.83	16.95
29-2051	Dietetic Technicians	120	13.16	9.96	14.76	12.60
29-2052	Pharmacy Technicians	1,160	13.24	9.33	15.19	12.55
29-2055	Surgical Technologists	310	19.89	15.79	21.94	20.01
29-2056	Veterinary Technologists and Technicians	230	14.25	10.69	16.03	14.65
29-2061	Licensed Practical and Licensed Vocational Nurses	2,180	22.98	18.93	25.01	23.09
29-2071	Medical Records and Health Information Technicians	430	16.02	11.10	18.48	14.98
29-2081	Opticians, Dispensing	270	16.06	10.62	18.78	15.99
29-2799	Health Technologists and Technicians, All Other*	230	19.69	13.86	22.60	18.37
29-9011	Occupational Health and Safety Specialists	430	29.94	19.53	35.15	26.44
29-9012	Occupational Health and Safety Technicians	10	18.82	15.62	20.42	17.43
29-9091	Athletic Trainers	NA	<b>37,575</b>	<b>33,122</b>	<b>39,802</b>	<b>35,210</b>
29-9799	Healthcare Practitioners and Technical Workers, All Other*	50	31.31	17.16	38.38	27.16
<b>31-0000</b>	<b>Healthcare Support Occupations</b>	10,680	14.06	10.57	15.81	13.33
31-1011	Home Health Aides	2,000	11.74	9.91	12.66	11.34
31-1012	Nursing Aides, Orderlies, and Attendants*	5,080	13.43	11.14	14.58	13.39
31-1013	Psychiatric Aides	100	14.97	11.78	16.57	14.19
31-2011	Occupational Therapist Assistants	70	26.99	21.80	29.58	27.66
31-2012	Occupational Therapist Aides	NA	12.56	10.57	13.55	12.84
31-2021	Physical Therapist Assistants	150	25.95	19.08	29.39	25.32
31-2022	Physical Therapist Aides	160	12.32	9.01	13.98	12.08
31-9011	Massage Therapists	100	27.80	14.64	34.39	31.18
31-9091	Dental Assistants	750	17.27	11.25	20.29	16.82
31-9092	Medical Assistants	1,350	14.42	11.14	16.06	14.00
31-9093	Medical Equipment Preparers	190	16.11	12.13	18.11	16.12
31-9094	Medical Transcriptionists	160	17.47	14.21	19.10	17.70
31-9095	Pharmacy Aides	30	9.33	8.26	9.86	8.95
31-9096	Veterinary Assistants and Laboratory Animal Caretakers	240	11.68	8.75	13.14	11.15
31-9799	Healthcare Support Workers, All Other*	260	17.45	13.57	19.38	17.62



<b>CODE</b>	<b>OCCUPATIONAL TITLES</b>	<b>Empl</b>	<b>(\$)Mean</b>	<b>(\$)Entry</b>	<b>(\$)Exp</b>	<b>(\$)Median</b>
<b>33-0000</b>	<b><u>Protective Service Occupations</u></b>	9,130	18.61	10.58	22.62	16.64
33-1012	First-Line Supervisors of Police and Detectives	250	42.23	33.20	46.74	41.98
33-1099	First-Line Supervisors of Protective Service Workers, All Other	300	21.10	15.60	23.86	20.67
33-2011	Firefighters	370	21.00	13.90	24.55	21.38
33-2021	Fire Inspectors and Investigators	80	22.75	18.03	25.12	22.00
33-3021	Detectives and Criminal Investigators	NA	44.19	24.93	53.82	44.12
33-3041	Parking Enforcement Workers	30	16.28	12.46	18.19	16.59
33-3051	Police and Sheriff's Patrol Officers	1,530	27.99	20.16	31.91	27.97
33-9011	Animal Control Workers	100	16.74	14.13	18.05	15.71
33-9021	Private Detectives and Investigators	30	27.92	17.36	33.20	26.49
33-9031	Gaming Surveillance Officers and Gaming Investigators	50	13.91	11.28	15.23	13.54
33-9032	Security Guards	3,280	12.57	9.37	14.17	11.92
33-9091	Crossing Guards	310	13.88	10.09	15.78	13.91
33-9092	Lifeguards, Ski Patrol, and Other Recreational Protective Service Workers	440	9.57	8.08	10.32	9.01
33-9099	Protective Service Workers, All Other*	160	13.76	8.88	16.21	11.98
<b>35-0000</b>	<b><u>Food Preparation and Serving-Related Occupations</u></b>	35,240	10.55	8.07	11.79	9.25
35-1011	Chefs and Head Cooks	150	23.60	17.84	26.48	21.56
35-1012	First-Line Supervisors of Food Preparation and Serving Workers	2,690	17.12	11.98	19.69	16.09
35-2011	Cooks, Fast Food	810	9.24	8.09	9.82	8.58
35-2012	Cooks, Institution and Cafeteria	2,220	13.60	11.22	14.78	13.56
35-2014	Cooks, Restaurant	3,820	11.35	8.43	12.81	10.66
35-2015	Cooks, Short Order	120	11.29	8.33	12.78	11.37
35-2021	Food Preparation Workers	1,600	9.96	8.08	10.90	9.41
35-3011	Bartenders	1,540	11.70	8.13	13.49	10.73
35-3021	Combined Food Preparation and Serving Workers, Including Fast Food	9,330	8.54	7.93	8.85	8.36
35-3022	Counter Attendants, Cafeteria, Food Concession, and Coffee Shop	1,490	9.51	8.12	10.21	9.25
35-3031	Waiters and Waitresses	7,000	10.29	8.16	11.35	9.67
35-3041	Food Servers, Nonrestaurant	430	10.18	8.21	11.17	9.31
35-9011	Dining Room and Cafeteria Attendants and Bartender Helpers	960	8.66	7.74	9.12	8.45
35-9021	Dishwashers	1,610	9.03	8.15	9.47	8.88
35-9031	Hosts and Hostesses, Restaurant, Lounge, and Coffee Shop	1,290	8.71	7.99	9.08	8.53
35-9099	Food Preparation and Serving Related Workers, All Other	100	9.91	7.98	10.88	8.99

<b>CODE</b>	<b>OCCUPATIONAL TITLES</b>	<b>Empl</b>	<b>(\$)<b>Mean</b></b>	<b>(\$)<b>Entry</b></b>	<b>(\$)<b>Exp</b></b>	<b>(\$)<b>Median</b></b>
<b>37-0000</b>	<b><u>Building and Grounds Cleaning and Maintenance Occupations</u></b>	13,610	12.19	8.22	14.18	10.92
37-1011	First-Line Supervisors of Housekeeping and Janitorial Workers	440	18.00	11.94	21.03	16.07
37-1012	First-Line Supervisors of Landscaping and Lawn Workers	290	24.70	18.11	27.99	24.41
37-2011	Janitors and Cleaners, Except Maids and Housekeeping Cleaners	7,660	11.71	8.18	13.48	10.79
37-2012	Maids and Housekeeping Cleaners	2,060	9.52	8.17	10.19	9.18
37-2019	Building Cleaning Workers, All Other	NA	24.55	13.46	30.10	29.84
37-2021	Pest Control Workers	180	16.66	11.79	19.09	16.58
37-3011	Landscaping and Groundskeeping Workers	2,670	12.00	8.94	13.52	11.24
37-3012	Pesticide Handlers, Sprayers, and Applicators, Vegetation	140	17.78	12.81	20.27	17.79
37-3013	Tree Trimmers and Pruners	NA	23.14	17.83	25.80	22.88
37-3019	Grounds Maintenance Workers, All Other	20	24.61	16.78	28.53	27.63
<b>39-0000</b>	<b><u>Personal Care and Service Occupations</u></b>	9,050	12.63	8.16	14.86	10.82
39-1011	Gaming Supervisors	10	24.54	20.60	26.51	24.41
39-1012	Slot Supervisors	20	18.52	15.20	20.19	17.40
39-1021	First-Line Supervisors of Personal Service Workers	480	17.94	11.77	21.02	16.97
39-2011	Animal Trainers	80	19.36	11.57	23.25	19.29
39-2021	Nonfarm Animal Caretakers	660	11.53	8.04	13.27	9.24
39-3012	Gaming and Sports Book Writers and Runners	100	17.69	12.06	20.51	19.10
39-3031	Ushers, Lobby Attendants, and Ticket Takers	290	8.81	8.06	9.19	8.51
39-3091	Amusement and Recreation Attendants	650	9.07	7.97	9.63	8.64
39-3092	Costume Attendants	10	14.00	11.33	15.34	13.79
39-3093	Locker Room, Coatroom, and Dressing Room Attendants	10	10.12	8.38	10.99	9.98
39-3099	Entertainment Attendants and Related Workers, All Other	60	10.62	8.55	11.66	9.99
39-4021	Funeral Attendants	140	14.48	9.68	16.88	14.34
39-4831	Funeral service managers, directors, morticians, and undertakers	100	33.67	21.52	39.75	29.41
39-5012	Hairdressers, Hairstylists, and Cosmetologists	1,410	14.19	8.19	17.20	12.74
39-5092	Manicurists and Pedicurists	210	11.97	8.80	13.56	12.19
39-5093	Shampooers	320	8.62	7.83	9.01	8.52
39-5094	Skincare Specialists	NA	22.18	18.73	23.91	22.89
39-7011	Tour Guides and Escorts	NA	12.38	10.99	13.07	12.72
39-9011	Childcare Workers	1,320	9.28	8.08	9.88	8.95



CODE	OCCUPATIONAL TITLES	Empl	(\$) <u>Mean</u>	(\$) <u>Entry</u>	(\$) <u>Exp</u>	(\$) <u>Median</u>
39-9021	Personal Care Aides	470	10.02	8.71	10.68	9.82
39-9031	Fitness Trainers and Aerobics Instructors	1,260	14.72	9.93	17.12	13.38
39-9032	Recreation Workers	690	12.16	8.93	13.78	11.51
39-9041	Residential Advisors	70	9.89	7.95	10.86	8.82
39-9099	Personal Care and Service Workers, All Other	NA	11.30	9.02	12.45	11.35
<b>41-0000</b>	<b><u>Sales and Related Occupations</u></b>	46,400	17.59	8.26	22.26	11.88
41-1011	First-Line Supervisors of Retail Sales Workers	4,300	20.39	14.05	23.56	19.03
41-1012	First-Line Supervisors of Non-Retail Sales Workers	620	38.13	21.16	46.62	31.98
41-2011	Cashiers	12,100	9.79	8.17	10.59	9.12
41-2012	Gaming Change Persons and Booth Cashiers	NA	10.85	8.39	12.08	10.40
41-2021	Counter and Rental Clerks	1,370	13.48	8.45	16.00	11.84
41-2022	Parts Salespersons	710	13.42	8.64	15.81	11.55
41-2031	Retail Salespersons	15,800	11.71	8.18	13.47	9.89
41-3011	Advertising Sales Agents	220	25.70	12.56	32.28	19.55
41-3021	Insurance Sales Agents	1,120	26.52	15.44	32.07	21.99
41-3041	Travel Agents	150	16.01	11.61	18.21	14.68
41-3099	Sales Representatives, Services, All Other	2,310	30.84	17.93	37.30	27.62
41-4011	Sales Reps., Wholesale and Manuf., Technical and Scientific Products	1,630	43.17	24.22	52.64	36.11
41-4012	Sales Reps., Wholesale and Manuf., Except Tech. and Scientific Products	2,530	29.77	17.16	36.08	25.12
41-9011	Demonstrators and Product Promoters	270	12.23	8.60	14.04	11.10
41-9021	Real Estate Brokers	60	36.84	15.90	47.31	23.15
41-9022	Real Estate Sales Agents	770	29.00	14.60	36.20	21.80
41-9031	Sales Engineers	80	47.62	38.77	52.04	48.64
41-9041	Telemarketers	410	13.82	10.06	15.70	13.89
41-9799	Sales and Related Workers, All Other*	320	22.01	10.05	27.99	21.69
<b>43-0000</b>	<b><u>Office and Administrative Support Occupations</u></b>	70,860	16.71	10.50	19.81	15.55
43-1011	First-Line Supervisors of Office and Administrative Support Workers	4,610	25.15	16.83	29.32	24.01
43-2011	Switchboard Operators, Including Answering Service	310	12.50	10.00	13.75	12.44
43-2021	Telephone Operators	60	13.58	10.67	15.04	13.30
43-3011	Bill and Account Collectors	1,920	16.06	12.88	17.65	15.27
43-3021	Billing and Posting Clerks	2,100	16.65	12.20	18.88	16.58

CODE	OCCUPATIONAL TITLES	Empl	(\$) Mean	(\$) Entry	(\$) Exp	(\$) Median
43-3031	Bookkeeping, Accounting, and Auditing Clerks	5,630	17.19	12.34	19.62	16.52
43-3051	Payroll and Timekeeping Clerks	370	18.56	13.93	20.87	19.10
43-3061	Procurement Clerks	240	16.91	12.05	19.35	16.25
43-3071	Tellers	1,860	12.11	10.04	13.14	11.66
43-4011	Brokerage Clerks	150	20.95	13.26	24.79	20.14
43-4021	Correspondence Clerks	NA	16.36	12.60	18.24	15.98
43-4031	Court, Municipal, and License Clerks	620	15.63	12.59	17.14	15.58
43-4041	Credit Authorizers, Checkers, and Clerks	870	18.89	15.46	20.60	18.48
43-4051	Customer Service Representatives	7,530	18.86	11.97	22.31	17.62
43-4071	File Clerks	710	13.24	9.56	15.08	12.60
43-4081	Hotel, Motel, and Resort Desk Clerks	700	10.21	8.23	11.19	9.72
43-4111	Interviewers, Except Eligibility and Loan	570	16.19	12.39	18.09	16.15
43-4121	Library Assistants, Clerical	290	10.00	8.16	10.91	9.04
43-4131	Loan Interviewers and Clerks	1,050	17.95	12.32	20.77	17.55
43-4141	New Accounts Clerks	330	16.36	13.53	17.78	16.36
43-4151	Order Clerks	510	14.43	10.11	16.59	13.45
43-4161	Human Resources Assistants, Except Payroll and Timekeeping	370	17.21	13.58	19.03	17.16
43-4171	Receptionists and Information Clerks	2,940	11.97	9.11	13.40	11.59
43-4199	Information and Record Clerks, All Other	280	19.75	15.13	22.06	19.80
43-5011	Cargo and Freight Agents	30	20.97	17.75	22.58	20.82
43-5021	Couriers and Messengers	170	13.09	9.84	14.72	11.50
43-5031	Police, Fire, and Ambulance Dispatchers	200	18.96	14.43	21.22	18.19
43-5032	Dispatchers, Except Police, Fire, and Ambulance	890	20.68	12.89	24.58	20.04
43-5041	Meter Readers, Utilities	110	20.91	16.27	23.24	20.83
43-5051	Postal Service Clerks	230	25.24	23.94	25.88	25.53
43-5052	Postal Service Mail Carriers	1,010	23.79	19.46	25.95	25.36
43-5053	Postal Service Mail Sorters, Processors, and Processing Machine Operators	450	24.03	20.98	25.56	25.52
43-5061	Production, Planning, and Expediting Clerks	730	22.75	15.03	26.62	23.85
43-5071	Shipping, Receiving, and Traffic Clerks	1,650	14.47	9.74	16.84	13.80
43-5081	Stock Clerks and Order Fillers	4,580	11.03	8.19	12.45	9.96
43-5111	Weighers, Measurers, Checkers, and Samplers, Recordkeeping	180	13.57	9.39	15.67	12.37
43-6011	Executive Secretaries and Executive Administrative Assistants	2,500	23.73	17.90	26.65	23.63

CODE	OCCUPATIONAL TITLES	Empl	(\$) <u>Mean</u>	(\$) <u>Entry</u>	(\$) <u>Exp</u>	(\$) <u>Median</u>
43-6012	Legal Secretaries	1,130	24.17	16.99	27.76	24.84
43-6013	Medical Secretaries	4,140	15.30	11.54	17.18	15.16
43-6014	Secretaries and Admin. Assistants, Except Legal, Medical, and Executive	5,410	17.04	11.91	19.60	16.48
43-9011	Computer Operators	540	18.92	13.90	21.43	18.24
43-9021	Data Entry Keyers	1,000	13.00	9.68	14.67	12.59
43-9022	Word Processors and Typists	230	17.08	12.64	19.31	16.14
43-9031	Desktop Publishers	50	17.56	11.82	20.42	15.61
43-9041	Insurance Claims and Policy Processing Clerks	850	17.60	13.54	19.62	16.78
43-9051	Mail Clerks and Mail Machine Operators, Except Postal Service	420	11.45	8.23	13.07	10.49
43-9061	Office Clerks, General	9,350	13.06	8.71	15.23	12.31
43-9071	Office Machine Operators, Except Computer	310	12.79	9.09	14.63	12.40
43-9081	Proofreaders and Copy Markers	20	17.47	12.56	19.93	17.32
43-9111	Statistical Assistants	20	22.02	19.88	23.08	22.58
43-9799	Office and Administrative Support Workers, All Other*	460	16.07	10.88	18.66	15.46
<b>45-0000</b>	<b>Farming, Fishing, and Forestry Occupations</b>	720	15.11	9.45	17.93	13.64
45-1011	First-Line Supervisors of Farming, Fishing, and Forestry Workers	80	24.07	16.78	27.71	24.45
45-2091	Agricultural Equipment Operators	30	14.31	10.48	16.22	14.82
45-2092	Farmworkers and Laborers, Crop, Nursery, and Greenhouse	60	12.70	9.38	14.36	11.98
45-2093	Farmworkers, Farm, Ranch, and Aquacultural Animals	260	11.37	8.31	12.89	10.84
<b>47-0000</b>	<b>Construction and Extraction Occupations</b>	15,000	21.32	13.51	25.22	19.79
47-1011	First-Line Supervisors of Construction Trades and Extraction Workers	1,810	31.39	22.52	35.82	29.42
47-2011	Boilermakers	30	27.50	21.92	30.30	24.85
47-2021	Brickmasons and Blockmasons	260	21.99	18.29	23.84	22.01
47-2022	Stonemasons	20	20.97	18.31	22.31	21.10
47-2031	Carpenters	1,800	20.81	14.96	23.74	19.46
47-2041	Carpet Installers	NA	17.69	14.83	19.12	17.06
47-2042	Floor Layers, Except Carpet, Wood, and Hard Tiles	NA	19.04	15.19	20.96	19.24
47-2044	Tile and Marble Setters	NA	25.57	19.86	28.42	25.59
47-2051	Cement Masons and Concrete Finishers	320	20.07	14.19	23.01	19.86
47-2061	Construction Laborers	2,280	14.75	10.78	16.73	14.34
47-2071	Paving, Surfacing, and Tamping Equipment Operators	210	19.18	13.67	21.94	17.71

CODE	OCCUPATIONAL TITLES	Empl	(\$) <u>Mean</u>	(\$) <u>Entry</u>	(\$) <u>Exp</u>	(\$) <u>Median</u>
47-2072	Pile-Driver Operators	10	17.42	12.31	19.98	16.31
47-2073	Operating Engineers and Other Construction Equipment Operators	1,150	19.73	14.20	22.49	18.15
47-2081	Drywall and Ceiling Tile Installers	230	21.57	14.17	25.28	19.57
47-2111	Electricians	1,580	23.26	14.68	27.56	22.42
47-2121	Glaziers	NA	17.70	15.78	18.65	17.16
47-2131	Insulation Workers, Floor, Ceiling, and Wall	NA	14.61	13.94	14.94	14.37
47-2132	Insulation Workers, Mechanical	330	21.68	15.42	24.81	20.58
47-2141	Painters, Construction and Maintenance	600	16.69	11.73	19.17	16.88
47-2151	Pipelayers	130	18.33	13.54	20.73	17.29
47-2152	Plumbers, Pipefitters, and Steamfitters	1,480	23.79	16.52	27.42	23.38
47-2171	Reinforcing Iron and Rebar Workers	NA	29.88	18.47	35.59	31.78
47-2181	Roofers	200	18.63	12.79	21.55	17.00
47-2211	Sheet Metal Workers	540	23.55	16.55	27.05	23.55
47-2221	Structural Iron and Steel Workers	230	20.54	16.43	22.60	19.76
47-3011	Helpers--Brick-, Block-, and Stonemasons, and Tile and Marble Setters	60	15.67	11.75	17.63	16.29
47-3012	Helpers--Carpenters	160	13.38	10.22	14.96	13.49
47-3013	Helpers--Electricians	130	14.12	10.91	15.72	14.01
47-3015	Helpers--Pipelayers, Plumbers, Pipefitters, and Steamfitters	130	12.59	10.03	13.87	12.17
47-3019	Helpers, Construction Trades, All Other	100	13.36	9.24	15.42	11.81
47-4011	Construction and Building Inspectors	390	22.80	16.98	25.71	22.35
47-4021	Elevator Installers and Repairers	NA	43.55	33.10	48.78	47.57
47-4041	Hazardous Materials Removal Workers	130	18.48	14.72	20.36	17.19
47-4051	Highway Maintenance Workers	30	14.47	12.14	15.64	14.23
47-4061	Rail-Track Laying and Maintenance Equipment Operators	70	22.99	19.50	24.73	22.51
47-4071	Septic Tank Servicers and Sewer Pipe Cleaners	60	18.22	14.90	19.88	17.44
47-4799	Construction and Related Workers, All Other*	40	18.31	12.96	20.99	18.63
47-5021	Earth Drillers, Except Oil and Gas	40	20.75	14.28	23.99	19.85
<b>49-0000</b>	<b><u>Installation, Maintenance, and Repair Occupations</u></b>	15,270	21.60	13.39	25.71	20.78
49-1011	First-Line Supervisors of Mechanics, Installers, and Repairers	1,150	30.83	21.35	35.56	30.57
49-2011	Computer, Automated Teller, and Office Machine Repairers	230	15.27	9.27	18.26	14.60
49-2022	Telecom. Equipment Installers and Repairers, Except Line Installers	430	25.19	19.22	28.18	24.82
49-2092	Electric Motor, Power Tool, and Related Repairers	10	19.15	15.53	20.96	19.69

CODE	OCCUPATIONAL TITLES	Empl	(\$) Mean	(\$) Entry	(\$) Exp	(\$) Median
49-2094	Electrical and Electronics Repairers, Commercial and Industrial Equipment	320	29.65	24.79	32.07	29.58
49-2095	Electrical and Electronics Repairers, Powerhouse, Substation, and Relay	200	32.84	29.93	34.30	33.19
49-2096	Electronic Equipment Installers and Repairers, Motor Vehicles	30	14.65	10.79	16.58	14.14
49-2097	Electronic Home Entertainment Equipment Installers and Repairers	140	15.83	10.99	18.25	14.52
49-2098	Security and Fire Alarm Systems Installers	220	25.79	19.54	28.91	24.44
49-3011	Aircraft Mechanics and Service Technicians	260	28.11	23.08	30.62	27.94
49-3021	Automotive Body and Related Repairers	300	19.65	12.94	23.00	18.91
49-3022	Automotive Glass Installers and Repairers	NA	15.08	13.23	16.00	14.45
49-3023	Automotive Service Technicians and Mechanics	2,010	19.20	12.88	22.35	18.40
49-3031	Bus and Truck Mechanics and Diesel Engine Specialists	430	21.32	15.41	24.28	21.57
49-3041	Farm Equipment Mechanics and Service Technicians	60	16.62	12.84	18.52	16.54
49-3042	Mobile Heavy Equipment Mechanics, Except Engines	440	21.28	15.44	24.19	21.16
49-3051	Motorboat Mechanics and Service Technicians	80	17.21	13.27	19.18	17.13
49-3053	Outdoor Power Equipment and Other Small Engine Mechanics	80	17.87	14.07	19.78	17.66
49-3092	Recreational Vehicle Service Technicians	NA	14.68	11.59	16.22	13.98
49-3093	Tire Repairers and Changers	240	11.84	8.77	13.38	10.80
49-9011	Mechanical Door Repairers	30	17.76	14.41	19.43	17.92
49-9012	Control and Valve Installers and Repairers, Except Mechanical Door	110	27.57	19.68	31.52	29.96
49-9021	Heating, Air Conditioning, and Refrigeration Mechanics and Installers	980	22.36	16.73	25.18	21.71
49-9031	Home Appliance Repairers	130	16.49	11.89	18.79	15.80
49-9041	Industrial Machinery Mechanics	680	24.91	18.37	28.17	25.42
49-9043	Maintenance Workers, Machinery	NA	16.96	12.86	19.00	16.06
49-9044	Millwrights	120	23.17	15.23	27.14	23.63
49-9051	Electrical Power-Line Installers and Repairers	220	30.24	23.32	33.70	30.74
49-9052	Telecommunications Line Installers and Repairers	1,320	26.68	19.10	30.46	28.37
49-9062	Medical Equipment Repairers	110	22.74	17.50	25.37	21.73
49-9069	Precision Instrument and Equipment Repairers, All Other	50	24.08	19.37	26.44	22.27
49-9071	Maintenance and Repair Workers, General	3,160	17.59	11.93	20.42	16.42
49-9091	Coin, Vending, and Amusement Machine Servicers and Repairers	160	17.47	11.82	20.29	17.01
49-9094	Locksmiths and Safe Repairers	NA	19.81	8.89	25.27	19.57
49-9095	Manufactured Building and Mobile Home Installers	NA	15.59	11.73	17.53	14.88
49-9098	Helpers--Installation, Maintenance, and Repair Workers	370	13.15	9.63	14.91	12.01
49-9799	Installation, Maintenance, and Repair Workers, All Other*	340	19.04	11.36	22.88	18.96

<b>CODE</b>	<b>OCCUPATIONAL TITLES</b>	<b>Empl</b>	<b>(\$)<b>Mean</b></b>	<b>(\$)<b>Entry</b></b>	<b>(\$)<b>Exp</b></b>	<b>(\$)<b>Median</b></b>
<b>51-0000</b>	<b>Production Occupations</b>	20,790	15.77	9.66	18.82	13.06
51-1011	First-Line Supervisors of Production and Operating Workers	1,400	28.44	18.98	33.17	27.26
51-2022	Electrical and Electronic Equipment Assemblers	NA	15.97	11.26	18.32	15.81
51-2041	Structural Metal Fabricators and Fitters	200	20.20	13.50	23.56	19.22
51-2092	Team Assemblers	870	13.67	10.35	15.33	12.25
51-2099	Assemblers and Fabricators, All Other	NA	15.59	8.58	19.09	12.03
51-3011	Bakers	280	11.74	8.27	13.48	11.79
51-3021	Butchers and Meat Cutters	190	16.24	11.66	18.53	15.92
51-3022	Meat, Poultry, and Fish Cutters and Trimmers	4,960	10.95	9.46	11.69	10.79
51-3092	Food Batchmakers	30	12.67	9.05	14.49	11.61
51-3093	Food Cooking Machine Operators and Tenders	50	10.78	8.71	11.82	10.75
51-4011	Computer-Controlled Machine Tool Operators, Metal and Plastic	100	16.59	11.29	19.23	16.19
51-4012	Comp. Numerically Controlled Mach. Tool Programmers, Metal and Plastic	20	20.51	15.86	22.83	19.64
51-4021	Extruding and Drawing Machine Operators and Tenders, Metal and Plastic	370	14.23	11.34	15.68	13.79
51-4031	Cutting, Punching, and Press Machine Operators, Metal and Plastic	230	15.44	11.83	17.24	14.74
51-4032	Drilling and Boring Machine Tool Operators, and Tenders, Metal and Plastic	40	13.99	12.18	14.89	13.49
51-4033	Grinding, Lapping, Polishing, Buffing Mach. Tool Operators, Metal and Plastic	70	14.87	10.15	17.23	15.25
51-4035	Milling and Planing Machine Operators and Tenders, Metal and Plastic	NA	18.68	13.97	21.04	18.06
51-4041	Machinists	450	22.50	14.53	26.48	23.16
51-4072	Molding, Coremaking, and Casting Machine Operators, Metal and Plastic	90	15.16	10.11	17.69	15.48
51-4081	Multiple Machine Tool Setters, Operators, and Tenders, Metal and Plastic	170	15.22	11.06	17.29	15.28
51-4121	Welders, Cutters, Solderers, and Brazers	480	20.36	15.48	22.80	18.55
51-5111	Prepress Technicians and Workers	60	19.72	11.57	23.79	16.31
51-5112	Printing Press Operators	270	20.68	13.38	24.33	20.00
51-5113	Print Binding and Finishing Workers	90	15.47	8.93	18.74	14.86
51-6011	Laundry and Dry-Cleaning Workers	820	9.90	8.28	10.71	9.07
51-6021	Pressers, Textile, Garment, and Related Materials	NA	10.95	8.34	12.26	11.35
51-6031	Sewing Machine Operators	130	12.38	8.91	14.11	11.81
51-6041	Shoe and Leather Workers and Repairers	20	22.00	13.84	26.07	16.03
51-6052	Tailors, Dressmakers, and Custom Sewers	NA	15.42	12.79	16.74	15.88
51-6062	Textile Cutting Machine Setters, Operators, and Tenders	NA	11.43	10.78	11.75	11.29
51-6093	Upholsterers	60	15.80	9.72	18.83	14.51
51-6099	Textile, Apparel, and Furnishings Workers, All Other	NA	20.98	12.43	25.26	24.94
51-7011	Cabinetmakers and Bench Carpenters	300	16.78	12.81	18.76	16.38
51-7021	Furniture Finishers	20	17.65	12.44	20.25	16.28



CODE	OCCUPATIONAL TITLES	Empl	(\$) <b>Mean</b>	(\$) <b>Entry</b>	(\$) <b>Exp</b>	(\$) <b>Median</b>
51-7042	Woodworking Machine Setters, Operators, and Tenders, Except Sawing	40	13.02	10.19	14.43	11.82
51-8013	Power Plant Operators	120	32.84	27.20	35.66	32.53
51-8021	Stationary Engineers and Boiler Operators	60	26.94	22.47	29.17	26.91
51-8031	Water and Wastewater Treatment Plant and System Operators	280	20.38	14.09	23.52	20.01
51-8091	Chemical Plant and System Operators	110	27.48	21.39	30.53	28.03
51-8092	Gas Plant Operators	20	31.15	20.21	36.61	36.29
51-9011	Chemical Equipment Operators and Tenders	510	25.95	20.87	28.49	26.54
51-9012	Separating, Filtering, Clarifying, Precipitating, and Still Machine Operators	120	16.50	13.10	18.21	15.05
51-9021	Crushing, Grinding, and Polishing Machine Setters, Operators, and Tenders	110	11.76	8.01	13.63	10.00
51-9023	Mixing and Blending Machine Setters, Operators, and Tenders	180	19.75	15.41	21.92	20.59
51-9031	Cutters and Trimmers, Hand	20	14.32	9.48	16.74	12.17
51-9032	Cutting and Slicing Machine Setters, Operators, and Tenders	170	15.70	11.28	17.91	14.73
51-9041	Extruding, Forming, Pressing, and Compacting Machine Operators	250	16.99	13.04	18.97	16.86
51-9051	Furnace, Kiln, Oven, Drier, and Kettle Operators and Tenders	30	22.29	19.53	23.67	21.99
51-9061	Inspectors, Testers, Sorters, Samplers, and Weighers	1,160	17.58	11.72	20.50	14.52
51-9081	Dental Laboratory Technicians	NA	20.98	11.67	25.64	17.61
51-9082	Medical Appliance Technicians	40	15.42	12.32	16.97	16.11
51-9083	Ophthalmic Laboratory Technicians	20	15.04	10.55	17.28	14.89
51-9111	Packaging and Filling Machine Operators and Tenders	1,290	15.16	9.59	17.94	13.18
51-9121	Coating, Painting, and Spraying Machine Setters, Operators, and Tenders	30	20.33	15.60	22.69	20.08
51-9122	Painters, Transportation Equipment	130	20.95	14.07	24.39	19.47
51-9151	Photographic Process Workers and Priocessing Machine Operators	NA	9.91	8.28	10.73	9.06
51-9191	Adhesive Bonding Machine Operators and Tenders	30	13.06	10.64	14.26	12.95
51-9192	Cleaning, Washing, and Metal Pickling Equipment Operators and Tenders	NA	10.33	8.86	11.06	10.28
51-9196	Paper Goods Machine Setters, Operators, and Tenders	40	15.56	10.31	18.19	13.54
51-9198	Helpers--Production Workers	790	10.75	8.23	12.01	10.40
51-9399	Production Workers, All Other*	150	13.60	8.80	16.00	11.71
<b>53-0000</b>	<b><u>Transportation and Material Moving Occupations</u></b>	23,100	15.67	9.16	18.92	13.71
53-1021	First-Line Supervisors of Helpers, Laborers, and Material Movers, Hand	460	23.39	15.42	27.38	22.67
53-1031	First-Line Supervisors of Transportation Vehicle Operators	540	26.76	17.96	31.16	25.37
53-2012	Commercial Pilots	90	<b>83,465</b>	<b>53,314</b>	<b>98,540</b>	<b>82,455</b>
53-3011	Ambulance Drivers and Attendants, Except Emergency Medical Technicians	120	11.85	9.66	12.94	11.33
53-3021	Bus Drivers, Transit and Intercity	160	13.62	9.86	15.50	12.63
53-3022	Bus Drivers, School or Special Client	1,790	12.71	9.60	14.27	13.09

CODE	OCCUPATIONAL TITLES	Empl	(\$) Mean	(\$) Entry	(\$) Exp	(\$) Median
53-3031	Driver/Sales Workers	1,230	12.89	7.92	15.37	11.79
53-3032	Heavy and Tractor-Trailer Truck Drivers	3,560	19.79	13.99	22.69	18.46
53-3033	Light Truck or Delivery Services Drivers	2,520	16.95	9.51	20.66	14.11
53-3041	Taxi Drivers and Chauffeurs	530	13.40	9.61	15.30	12.42
53-3099	Motor Vehicle Operators, All Other	370	13.97	9.57	16.17	11.97
53-5011	Sailors and Marine Oilers	30	15.76	11.83	17.73	15.87
53-5021	Captains, Mates, and Pilots of Water Vessels	60	39.20	24.04	46.78	34.29
53-6021	Parking Lot Attendants	380	9.86	8.06	10.76	9.29
53-6031	Automotive and Watercraft Service Attendants	90	9.54	8.11	10.25	8.82
53-6051	Transportation Inspectors	100	18.65	13.00	21.47	16.34
53-6099	Transportation Workers, All Other	40	12.49	9.46	14.00	12.43
53-7011	Conveyor Operators and Tenders	10	16.30	12.41	18.25	14.61
53-7021	Crane and Tower Operators	130	24.54	17.64	27.98	21.90
53-7032	Excavating and Loading Machine and Dragline Operators	230	22.36	13.15	26.96	20.25
53-7051	Industrial Truck and Tractor Operators	980	14.66	10.37	16.80	14.09
53-7061	Cleaners of Vehicles and Equipment	NA	10.53	8.20	11.70	10.27
53-7062	Laborers and Freight, Stock, and Material Movers, Hand	5,450	12.35	8.33	14.35	11.25
53-7064	Packers and Packagers, Hand	1,600	12.71	8.34	14.89	10.89
53-7081	Refuse and Recyclable Material Collectors	480	16.65	12.30	18.82	16.55
53-7121	Tank Car, Truck, and Ship Loaders	420	27.35	17.93	32.06	28.00

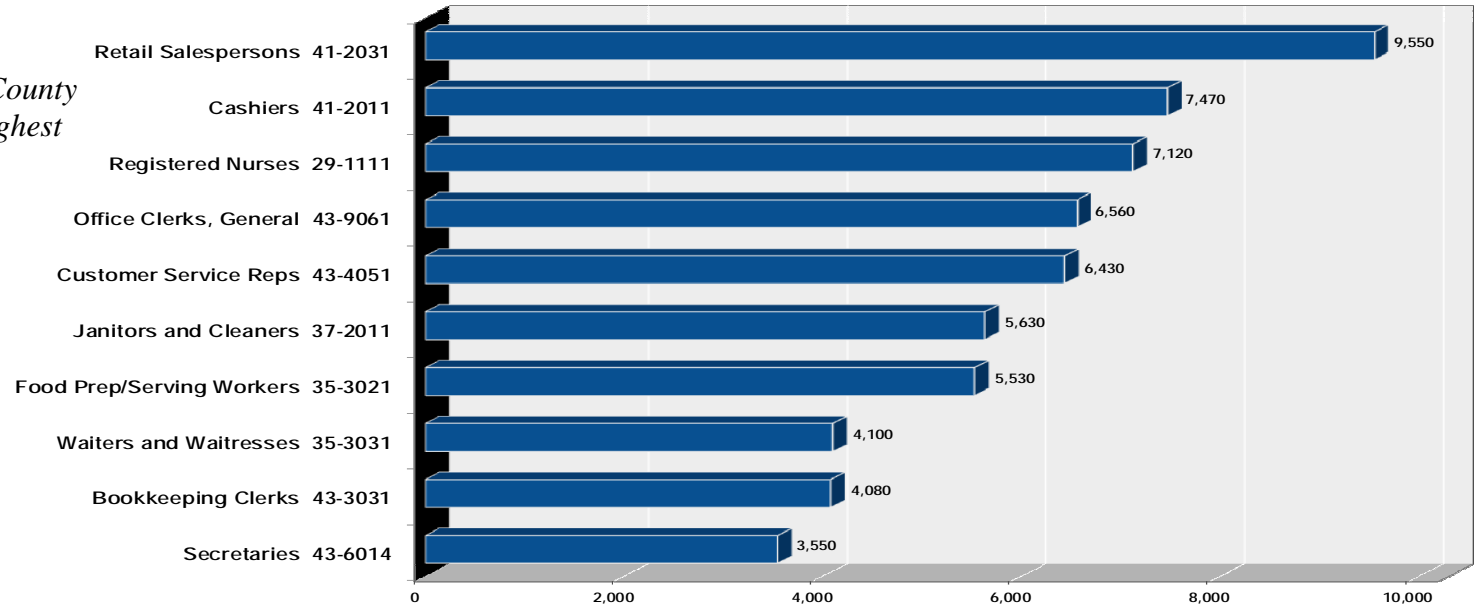
\* The May 2010 OES estimates mark the first set of estimates based in part on data collected using the 2010 Standard Occupational Classification (SOC) system. Nearly all the occupations in this release are 2010 SOC occupations, however, some are not. In these cases, an estimate for a temporary occupation was created from data reported for one or more occupations in the 2000 SOC combined with data reported for one or more 2010 SOC occupations. Some occupations have the same title as a 2010 SOC occupation, but not the same content. For a list of all occupations, including 2010 SOC occupations, and how data collected on two structures were combined, see the OES Frequently Asked Questions online at [www.bls.gov/oes/oes\\_ques.htm#Ques41](http://www.bls.gov/oes/oes_ques.htm#Ques41).



# New Castle County

## New Castle County Top Occupations

*Figure 2- New Castle County occupations with the highest employment levels*



## New Castle County Highest Paid Occupations

CODE	OCCUPATIONAL TITLES	(\$) <i>Mean</i>	Empl
29-1063	Internists, General	111.22	NA
29-1067	Surgeons	109.85	180
11-1011	Chief Executives	108.07	240
29-1061	Anesthesiologists	103.80	NA
29-1021	Dentists, General	93.88	290
29-1069	Physicians and Surgeons, All Other	84.26	980
29-1062	Family and General Practitioners	77.30	380
23-1011	Lawyers	74.18	2,320
29-1065	Pediatricians, General	72.89	70
29-1066	Psychiatrists	72.83	80

*Figure 3 - New Castle County occupations with the highest mean hourly wage*

CODE	OCCUPATIONAL TITLES	Empl	(\$) <u>Mean</u>	(\$) <u>Entry</u>	(\$) <u>Exp</u>	(\$) <u>Median</u>
<b>00-0000</b>	<b>Total all occupations</b>	268,630	24.61	10.40	31.72	19.02
<b>11-0000</b>	<b>Management Occupations</b>	14,030	61.62	34.89	74.99	55.79
11-1011	Chief Executives	240	108.07	N/A	N/A	N/A
11-1021	General and Operations Managers	3,120	68.16	36.91	83.78	59.44
11-2021	Marketing Managers	850	67.08	41.72	79.76	63.90
11-2022	Sales Managers	550	71.55	39.27	87.70	67.76
11-2031	Public Relations Managers and Fundraising Managers	190	65.89	42.20	77.73	61.37
11-3011	Administrative Services Managers	540	47.28	33.25	54.29	43.61
11-3021	Computer and Information Systems Managers	1,420	64.24	46.54	73.08	62.15
11-3031	Financial Managers	2,060	66.10	42.60	77.85	59.24
11-3051	Industrial Production Managers	210	56.76	36.49	66.89	52.29
11-3061	Purchasing Managers	110	53.86	36.63	62.48	52.75
11-3071	Transportation, Storage, and Distribution Managers	260	60.87	42.65	69.98	62.68
11-3111	Compensation and Benefits Managers	140	48.99	33.76	56.60	40.90
11-3121	Human Resources Managers	190	64.52	43.09	75.23	59.02
11-3131	Training and Development Managers	110	64.57	43.70	75.01	60.06
11-9021	Construction Managers	420	52.25	34.59	61.08	46.74
11-9031	Education Administrators, Preschool and Child Care Center/Program	220	25.35	15.57	30.24	19.99
11-9032	Education Administrators, Elementary and Secondary School	370	<b>105,395</b>	<b>88,320</b>	<b>113,933</b>	<b>108,240</b>
11-9033	Education Administrators, Postsecondary	240	50.11	26.99	61.68	39.57
11-9039	Education Administrators, All Other	40	31.75	18.29	38.47	32.18
11-9041	Architectural and Engineering Managers	330	65.57	47.01	74.85	61.72
11-9051	Food Service Managers	150	33.94	25.99	37.91	33.56
11-9081	Lodging Managers	30	36.89	25.65	42.52	28.93
11-9111	Medical and Health Services Managers	560	49.17	31.89	57.82	43.13
11-9131	Postmasters and Mail Superintendents	20	35.21	26.75	39.44	35.41
11-9141	Property, Real Estate, and Community Association Managers	200	37.96	20.28	46.80	29.99
11-9151	Social and Community Service Managers	420	30.08	23.00	33.62	28.69
11-9199	Managers, All Other	530	60.64	39.70	71.11	57.65
<b>13-0000</b>	<b>Business and Financial Operations Occupations</b>	18,750	33.65	20.03	40.46	30.79
13-1022	Wholesale and Retail Buyers, Except Farm Products	180	23.34	13.85	28.09	23.07
13-1023	Purchasing Agents, Except Wholesale, Retail, and Farm Products	480	34.80	23.96	40.22	32.28
13-1031	Claims Adjusters, Examiners, and Investigators	790	30.44	22.16	34.57	29.20
13-1032	Insurance Appraisers, Auto Damage	NA	32.23	29.26	33.72	32.56

CODE	OCCUPATIONAL TITLES	Empl	(\$) Mean	(\$) Entry	(\$) Exp	(\$) Median
13-1041	Compliance Officers, Except Agr., Const., Health and Safety, and Trans.	650	29.98	18.47	35.74	26.99
13-1051	Cost Estimators	470	33.24	20.97	39.37	31.60
13-1078	Human Resources, Labor Relations, and Training Specialists, All Other*	1,060	30.45	19.22	36.07	27.96
13-1081	Logisticians	380	39.49	28.94	44.77	38.29
13-1111	Management Analysts	1,420	40.07	24.87	47.67	38.60
13-1121	Meeting, Convention, and Event Planners*	140	23.86	16.87	27.35	22.89
13-1141	Compensation, Benefits, and Job Analysis Specialists	230	33.02	20.52	39.27	31.05
13-1151	Training and Development Specialists	670	30.60	18.91	36.44	29.79
13-1161	Market Research Analysts and Marketing Specialists*	1,620	38.15	22.01	46.22	35.46
13-1199	Business Operations Specialists, All Other*	840	31.40	18.54	37.83	29.43
13-2011	Accountants and Auditors	3,390	33.70	20.82	40.13	29.98
13-2021	Appraisers and Assessors of Real Estate	60	35.85	23.46	42.04	36.55
13-2031	Budget Analysts	70	33.09	24.02	37.62	34.02
13-2041	Credit Analysts	NA	30.78	18.66	36.84	27.95
13-2051	Financial Analysts	1,820	40.52	26.26	47.65	38.75
13-2052	Personal Financial Advisors	700	40.56	22.08	49.80	37.75
13-2053	Insurance Underwriters	350	28.92	17.04	34.86	24.90
13-2061	Financial Examiners	130	41.63	25.80	49.55	38.00
13-2071	Credit Counselors	160	18.53	16.56	19.52	18.02
13-2072	Loan Officers	550	30.32	19.74	35.62	28.12
13-2082	Tax Preparers	NA	20.88	11.64	25.50	20.28
<b>15-0000</b>	<b>Computer and Mathematical Occupations</b>	10,460	37.98	24.59	44.67	37.42
15-1111	Computer and Information Research Scientists	80	41.21	28.61	47.51	40.07
15-1121	Computer Systems Analysts	2,350	39.63	26.30	46.29	39.83
15-1131	Computer Programmers	1,000	38.84	29.14	43.69	36.64
15-1132	Software Developers, Applications	1,690	40.65	29.81	46.07	41.10
15-1133	Software Developers, Systems Software	1,210	47.13	36.01	52.69	46.15
15-1141	Database Administrators	490	40.69	26.52	47.77	41.97
15-1142	Network and Computer Systems Administrators*	700	33.83	22.38	39.55	31.62
15-1150	Computer Support Specialists	1,660	25.25	18.77	28.48	24.55

CODE	OCCUPATIONAL TITLES	Empl	(\$) <u>Mean</u>	(\$) <u>Entry</u>	(\$) <u>Exp</u>	(\$) <u>Median</u>
15-1179	Info. Security Analysts, Web Developers, and Computer Network Architects*	750	40.67	27.84	47.08	40.21
15-1799	Computer Occupations, All Other*	140	34.59	24.99	39.39	34.94
15-2011	Actuaries	120	49.22	32.98	57.35	45.82
15-2031	Operations Research Analysts	200	33.19	23.31	38.14	32.13
15-2041	Statisticians	70	41.09	22.15	50.56	43.10
<b>17-0000</b>	<b>Architecture and Engineering Occupations</b>	4,860	40.23	23.16	48.76	38.24
17-1011	Architects, Except Landscape and Naval	80	37.65	26.35	43.30	39.22
17-1012	Landscape Architects	80	23.88	13.33	29.15	22.93
17-1022	Surveyors	70	38.43	24.14	45.57	36.13
17-2041	Chemical Engineers	550	57.82	42.11	65.67	59.60
17-2051	Civil Engineers	550	40.35	27.19	46.93	38.38
17-2061	Computer Hardware Engineers	NA	32.57	23.06	37.33	30.78
17-2071	Electrical Engineers	680	46.01	30.30	53.86	45.84
17-2072	Electronics Engineers, Except Computer	NA	50.55	33.96	58.84	50.37
17-2081	Environmental Engineers	100	38.28	25.96	44.44	34.49
17-2111	Health and Safety Engineers, Except Mining	40	39.74	28.00	45.61	40.98
17-2112	Industrial Engineers	520	43.10	30.79	49.26	42.40
17-2131	Materials Engineers	10	40.59	29.14	46.31	41.91
17-2141	Mechanical Engineers	410	43.71	29.42	50.86	38.67
17-2199	Engineers, All Other	NA	48.33	35.73	54.63	49.59
17-3011	Architectural and Civil Drafters	210	26.21	19.34	29.65	25.54
17-3012	Electrical and Electronics Drafters	130	28.51	19.35	33.09	29.59
17-3013	Mechanical Drafters	190	30.88	19.77	36.43	28.40
17-3022	Civil Engineering Technicians	130	19.78	14.46	22.43	19.69
17-3023	Electrical and Electronic Engineering Technicians	250	22.34	14.52	26.25	22.30
17-3026	Industrial Engineering Technicians	70	22.96	13.81	27.54	24.96
17-3027	Mechanical Engineering Technicians	140	23.97	14.93	28.49	24.76
17-3031	Surveying and Mapping Technicians	50	21.87	15.64	24.98	21.08

CODE	OCCUPATIONAL TITLES	Empl	(\$) Mean	(\$) Entry	(\$) Exp	(\$) Median
<b>19-0000</b>	<b><u>Life, Physical, and Social Science Occupations</u></b>	4,550	35.55	21.31	42.67	33.18
19-1013	Soil and Plant Scientists	50	24.24	17.57	27.58	24.86
19-1022	Microbiologists	50	29.67	19.33	34.85	27.38
19-2012	Physicists	20	39.48	19.89	49.27	31.70
19-2031	Chemists	1,870	42.25	30.39	48.18	39.29
19-2032	Materials Scientists	80	41.51	20.96	51.78	33.88
19-2041	Environmental Scientists and Specialists, Including Health	230	29.68	20.74	34.15	27.63
19-2042	Geoscientists, Except Hydrologists and Geographers	40	38.10	20.93	46.68	34.81
19-3011	Economists	20	39.11	31.49	42.92	36.41
19-3031	Clinical, Counseling, and School Psychologists	270	37.00	19.07	45.96	34.31
19-3051	Urban and Regional Planners	90	30.70	23.26	34.43	28.93
19-4021	Biological Technicians	190	20.85	14.47	24.04	21.56
19-4031	Chemical Technicians	590	25.48	19.13	28.66	26.32
19-4061	Social Science Research Assistants	NA	17.24	13.11	19.31	14.65
19-4091	Environmental Science and Protection Technicians, Including Health	70	16.92	13.08	18.84	17.40
19-4099	Life, Physical, and Social Science Technicians, All Other	NA	25.20	19.69	27.96	24.39
<b>21-0000</b>	<b><u>Community and Social Services Occupations</u></b>	3,780	20.44	13.52	23.89	19.27
21-1011	Substance Abuse and Behavioral Disorder Counselors	150	16.83	13.58	18.45	16.42
21-1012	Educational, Vocational, and School Counselors	580	28.39	20.19	32.48	27.58
21-1013	Marriage and Family Therapists	120	25.01	22.52	26.25	25.37
21-1014	Mental Health Counselors	120	19.45	16.12	21.11	18.14
21-1015	Rehabilitation Counselors	200	15.94	11.90	17.96	14.93
21-1019	Counselors, All Other	20	22.01	15.38	25.33	18.03
21-1021	Child, Family, and School Social Workers	580	18.94	13.28	21.77	18.67
21-1022	Healthcare Social Workers	440	21.86	16.39	24.60	20.75
21-1023	Mental Health and Substance Abuse Social Workers	370	18.82	14.56	20.95	18.33
21-1029	Social Workers, All Other	60	27.67	19.94	31.53	29.44
21-1091	Health Educators	100	27.36	18.32	31.89	25.80
21-1093	Social and Human Service Assistants	NA	13.63	10.03	15.42	13.19
21-1798	Community and Social Service Specialists, All Other*	230	16.83	11.06	19.71	16.22
21-2011	Clergy	30	23.67	16.41	27.29	20.86

<b>CODE</b>	<b>OCCUPATIONAL TITLES</b>	<b>Empl</b>	<b>(\$)<b>Mean</b></b>	<b>(\$)<b>Entry</b></b>	<b>(\$)<b>Exp</b></b>	<b>(\$)<b>Median</b></b>
<b>23-0000</b>	<b><u>Legal Occupations</u></b>	3,680	56.77	23.44	73.43	50.22
23-1011	Lawyers	2,320	74.18	43.78	89.37	72.84
23-1012	Judicial Law Clerks	110	18.50	11.67	21.92	18.29
23-2011	Paralegals and Legal Assistants*	990	26.08	18.23	30.01	24.50
23-2091	Court Reporters	50	25.97	14.25	31.83	30.55
23-2093	Title Examiners, Abstractors, and Searchers	10	25.51	14.76	30.89	25.23
23-2099	Legal Support Workers, All Other	60	23.97	16.37	27.77	21.89
<b>25-0000</b>	<b><u>Education, Training, and Library Occupations</u></b>	14,920	25.61	13.61	31.61	24.47
25-1011	Business Teachers, Postsecondary	NA	<b>78,863</b>	<b>66,243</b>	<b>85,173</b>	<b>71,881</b>
25-1066	Psychology Teachers, Postsecondary	NA	<b>85,264</b>	<b>46,104</b>	<b>104,844</b>	<b>70,945</b>
25-1071	Health Specialties Teachers, Postsecondary	140	<b>71,271</b>	<b>56,345</b>	<b>78,735</b>	<b>70,255</b>
25-1112	Law Teachers, Postsecondary	NA	<b>109,369</b>	<b>56,022</b>	<b>136,042</b>	<b>98,446</b>
25-1121	Art, Drama, and Music Teachers, Postsecondary	NA	<b>58,849</b>	<b>40,700</b>	<b>67,924</b>	<b>56,376</b>
25-1123	English Language and Literature Teachers, Postsecondary	NA	<b>68,086</b>	<b>64,123</b>	<b>70,067</b>	<b>68,365</b>
25-1194	Vocational Education Teachers, Postsecondary	NA	24.47	16.24	28.59	22.66
25-2011	Preschool Teachers, Except Special Education	1,310	12.45	9.39	13.98	11.66
25-2012	Kindergarten Teachers, Except Special Education	240	<b>52,178</b>	<b>39,095</b>	<b>58,719</b>	<b>48,062</b>
25-2021	Elementary School Teachers, Except Special Education	2,450	<b>55,353</b>	<b>39,043</b>	<b>63,508</b>	<b>53,590</b>
25-2022	Middle School Teachers, Except Special and Career/Tech. Education	1,590	<b>54,767</b>	<b>39,568</b>	<b>62,367</b>	<b>53,125</b>
25-2031	Secondary School Teachers, Except Special and Career/Tech. Education	2,080	<b>55,034</b>	<b>35,641</b>	<b>64,731</b>	<b>53,976</b>
25-2041	Special Education Teachers, Preschool, Kindergarten, and Elem. School*	410	<b>54,767</b>	<b>40,765</b>	<b>61,767</b>	<b>51,886</b>
25-2054	Special Education Teachers, Secondary School	120	<b>62,535</b>	<b>45,065</b>	<b>71,270</b>	<b>62,673</b>
25-3011	Adult Basic and Secondary Education and Literacy Teachers and Instructors	150	23.02	13.60	27.73	22.45
25-3021	Self-Enrichment Education Teachers	250	19.71	11.12	24.01	16.58
25-3999	Teachers and Instructors, All Other*	690	<b>42,095</b>	<b>23,277</b>	<b>51,505</b>	<b>34,508</b>
25-4011	Archivists	20	23.07	19.76	24.72	23.35
25-4012	Curators	NA	24.53	17.28	28.16	23.98
25-4013	Museum Technicians and Conservators	40	19.01	14.17	21.43	18.16
25-4021	Librarians	330	31.55	21.19	36.73	32.07
25-4031	Library Technicians	170	18.86	14.53	21.03	18.32
25-9011	Audio-Visual and Multimedia Collections Specialists	20	19.70	13.93	22.59	19.73
25-9031	Instructional Coordinators	320	30.29	23.00	33.94	30.32
25-9041	Teacher Assistants	1,470	<b>26,668</b>	<b>17,800</b>	<b>31,101</b>	<b>23,117</b>

<b>CODE</b>	<b>OCCUPATIONAL TITLES</b>	<b>Empl</b>	<b>(\$)<b>Mean</b></b>	<b>(\$)<b>Entry</b></b>	<b>(\$)<b>Exp</b></b>	<b>(\$)<b>Median</b></b>
<b>27-0000</b>	<b><u>Arts, Design, Entertainment, Sports, and Media Occupations</u></b>	2,800	25.37	11.77	32.17	21.22
27-1011	Art Directors	30	38.91	27.10	44.82	37.07
27-1023	Floral Designers	60	12.01	10.17	12.92	11.82
27-1024	Graphic Designers	300	24.80	16.00	29.21	24.79
27-1025	Interior Designers	70	22.37	13.42	26.84	18.23
27-1026	Merchandise Displayers and Window Trimmers	200	12.52	9.59	13.99	12.59
27-1027	Set and Exhibit Designers	10	22.53	15.73	25.93	18.19
27-2012	Producers and Directors	NA	27.42	16.69	32.79	23.27
27-2022	Coaches and Scouts	330	<b>36,229</b>	<b>20,181</b>	<b>44,254</b>	<b>29,178</b>
27-2032	Choreographers	NA	17.89	13.17	20.25	14.90
27-2041	Music Directors and Composers	20	39.22	16.44	50.62	21.61
27-3022	Reporters and Correspondents	NA	18.98	11.42	22.76	18.19
27-3031	Public Relations Specialists	540	28.75	18.63	33.81	26.29
27-3041	Editors	140	30.72	21.32	35.43	27.99
27-3042	Technical Writers	80	30.74	22.28	34.98	27.87
27-3043	Writers and Authors	80	28.78	16.59	34.88	25.30
27-3091	Interpreters and Translators	NA	16.42	11.18	19.04	12.19
27-4011	Audio and Video Equipment Technicians	70	24.27	14.66	29.08	22.55
27-4012	Broadcast Technicians	40	22.56	13.00	27.34	22.08
27-4014	Sound Engineering Technicians	NA	23.56	10.20	30.25	23.88
27-4021	Photographers	70	18.02	9.38	22.33	17.33
27-4031	Camera Operators, Television, Video, and Motion Picture	NA	20.99	9.72	26.62	20.40
27-4032	Film and Video Editors	20	25.60	15.00	30.91	21.99
27-4099	Media and Communication Equipment Workers, All Other	40	35.04	27.90	38.61	35.89
<b>29-0000</b>	<b><u>Healthcare Practitioners and Technical Occupations</u></b>	17,930	38.65	20.26	47.85	32.18
29-1011	Chiropractors	70	55.06	25.15	70.01	37.66
29-1021	Dentists, General	290	93.88	56.94	112.34	N/A
29-1031	Dietitians and Nutritionists	100	27.58	22.16	30.29	27.55
29-1041	Optometrists	50	42.84	31.77	48.37	40.66
29-1051	Pharmacists	420	56.22	48.86	59.90	57.84
29-1061	Anesthesiologists	NA	103.80	N/A	N/A	N/A
29-1062	Family and General Practitioners	380	77.30	55.73	88.08	73.44
29-1063	Internists, General	NA	111.22	N/A	N/A	N/A
29-1065	Pediatricians, General	70	72.89	52.84	82.91	68.47



CODE	OCCUPATIONAL TITLES	Empl	(\$) <b>Mean</b>	(\$) <b>Entry</b>	(\$) <b>Exp</b>	(\$) <b>Median</b>
29-1066	Psychiatrists	80	72.83	35.56	91.47	68.28
29-1067	Surgeons	180	109.85	N/A	N/A	N/A
29-1069	Physicians and Surgeons, All Other	980	84.26	29.21	111.78	N/A
29-1071	Physician Assistants	250	44.30	37.16	47.87	44.05
29-1081	Podiatrists	70	67.47	55.74	73.34	64.36
29-1111	Registered Nurses*	7,120	34.73	27.35	38.42	33.72
29-1122	Occupational Therapists	250	35.23	27.51	39.09	34.67
29-1123	Physical Therapists	440	40.77	31.39	45.46	38.23
29-1125	Recreational Therapists	50	17.86	13.62	19.98	16.86
29-1126	Respiratory Therapists	280	28.86	25.10	30.74	28.67
29-1127	Speech-Language Pathologists	230	39.45	27.94	45.21	38.44
29-1128	Therapists, All Other*	60	23.25	16.38	26.69	22.59
29-1131	Veterinarians	110	49.16	35.84	55.83	46.25
29-1199	Health Diagnosing and Treating Practitioners, All Other	20	34.51	29.60	36.97	33.17
29-2011	Medical and Clinical Laboratory Technologists	290	29.44	24.81	31.76	29.84
29-2012	Medical and Clinical Laboratory Technicians	NA	22.49	17.52	24.98	22.81
29-2021	Dental Hygienists	450	34.92	30.57	37.10	35.17
29-2031	Cardiovascular Technologists and Technicians	NA	24.77	16.23	29.04	22.70
29-2032	Diagnostic Medical Sonographers	70	30.31	23.14	33.89	30.98
29-2033	Nuclear Medicine Technologists	70	32.60	27.84	34.98	33.03
29-2037	Radiologic Technologists and Technicians*	620	28.87	22.55	32.03	29.52
29-2041	Emergency Medical Technicians and Paramedics	490	19.51	14.90	21.81	17.43
29-2051	Dietetic Technicians	40	14.65	10.86	16.55	14.89
29-2052	Pharmacy Technicians	810	13.43	9.08	15.61	12.77
29-2055	Surgical Technologists	200	20.37	16.66	22.22	20.32
29-2056	Veterinary Technologists and Technicians	170	14.45	10.65	16.35	14.96
29-2061	Licensed Practical and Licensed Vocational Nurses	1,390	23.84	20.13	25.70	24.02
29-2071	Medical Records and Health Information Technicians	270	17.07	11.36	19.93	16.65
29-2081	Opticians, Dispensing	160	15.33	10.38	17.81	15.30
29-2799	Health Technologists and Technicians, All Other*	190	19.36	14.14	21.98	18.36
29-9011	Occupational Health and Safety Specialists	340	31.97	21.15	37.39	28.49
29-9012	Occupational Health and Safety Technicians	10	18.45	15.34	20.01	17.34
29-9091	Athletic Trainers	NA	<b>36,864</b>	<b>33,456</b>	<b>38,567</b>	<b>34,914</b>
29-9799	Healthcare Practitioners and Technical Workers, All Other*	40	29.76	16.58	36.35	25.30

<b>CODE</b>	<b>OCCUPATIONAL TITLES</b>	<b>Empl</b>	<b>(\$)<b>Mean</b></b>	<b>(\$)<b>Entry</b></b>	<b>(\$)<b>Exp</b></b>	<b>(\$)<b>Median</b></b>
<b>31-0000</b>	<b><u>Healthcare Support Occupations</u></b>	6,700	14.55	10.87	16.39	13.60
31-1011	Home Health Aides	1,280	12.07	9.83	13.19	11.74
31-1012	Nursing Aides, Orderlies, and Attendants*	3,120	13.43	11.32	14.49	13.39
31-2011	Occupational Therapist Assistants	50	28.12	24.02	30.17	28.88
31-2021	Physical Therapist Assistants	90	27.85	22.79	30.38	27.18
31-2022	Physical Therapist Aides	70	11.38	7.95	13.09	10.37
31-9091	Dental Assistants	560	18.31	12.24	21.34	17.92
31-9092	Medical Assistants	790	15.64	12.52	17.20	15.07
31-9093	Medical Equipment Preparers	130	17.55	14.92	18.86	17.02
31-9094	Medical Transcriptionists	110	18.23	15.30	19.69	18.48
31-9095	Pharmacy Aides	20	8.80	8.18	9.11	8.72
31-9096	Veterinary Assistants and Laboratory Animal Caretakers	120	11.19	8.43	12.57	10.18
31-9799	Healthcare Support Workers, All Other*	NA	18.21	15.42	19.61	17.92
<b>33-0000</b>	<b><u>Protective Service Occupations</u></b>	5,660	18.29	9.96	22.45	15.58
33-1012	First-Line Supervisors of Police and Detectives	140	42.94	34.27	47.28	42.30
33-1099	First-Line Supervisors of Protective Service Workers, All Other	210	21.55	16.53	24.06	21.05
33-2011	Firefighters	280	22.07	15.14	25.54	23.20
33-2021	Fire Inspectors and Investigators	40	20.63	17.17	22.36	19.91
33-3021	Detectives and Criminal Investigators	60	47.99	28.76	57.60	52.46
33-3051	Police and Sheriff's Patrol Officers	NA	29.51	22.62	32.95	30.03
33-9021	Private Detectives and Investigators	30	30.93	21.54	35.62	29.55
33-9032	Security Guards	2,660	12.61	9.29	14.27	11.92
33-9092	Lifeguards, Ski Patrol, and Other Recreational Protective Service Workers	260	8.73	7.98	9.11	8.64
33-9099	Protective Service Workers, All Other*	80	12.78	8.71	14.81	11.78
<b>35-0000</b>	<b><u>Food Preparation and Serving-Related Occupations</u></b>	20,660	10.65	8.12	11.92	9.43
35-1011	Chefs and Head Cooks	80	23.94	19.44	26.19	22.15
35-1012	First-Line Supervisors of Food Preparation and Serving Workers	1,510	17.91	12.39	20.67	16.86
35-2011	Cooks, Fast Food	280	9.78	8.21	10.56	8.70
35-2012	Cooks, Institution and Cafeteria	1,320	13.81	11.46	14.99	13.67
35-2014	Cooks, Restaurant	2,100	11.19	8.35	12.61	10.36

CODE	OCCUPATIONAL TITLES	Empl	(\$) Mean	(\$) Entry	(\$) Exp	(\$) Median
35-2015	Cooks, Short Order	60	10.95	8.00	12.42	10.61
35-2019	Cooks, All Other	NA	9.03	7.97	9.56	8.45
35-2021	Food Preparation Workers	820	10.03	7.95	11.07	9.46
35-3011	Bartenders	970	11.71	8.37	13.38	10.91
35-3021	Combined Food Preparation and Serving Workers, Including Fast Food	5,530	8.72	8.02	9.07	8.48
35-3022	Counter Attendants, Cafeteria, Food Concession, and Coffee Shop	980	9.63	8.10	10.40	9.39
35-3031	Waiters and Waitresses	4,100	10.27	8.30	11.25	9.88
35-3041	Food Servers, Nonrestaurant	260	11.13	8.61	12.39	11.76
35-9011	Dining Room and Cafeteria Attendants and Bartender Helpers	630	8.60	7.75	9.02	8.42
35-9021	Dishwashers	1,020	9.23	8.21	9.74	9.03
35-9031	Hosts and Hostesses, Restaurant, Lounge, and Coffee Shop	860	8.88	8.02	9.31	8.60
35-9099	Food Preparation and Serving Related Workers, All Other	NA	9.83	7.99	10.74	8.84
<b>37-0000</b>	<b><u>Building and Grounds Cleaning and Maintenance Occupations</u></b>	8,740	12.26	8.22	14.27	11.02
37-1011	First-Line Supervisors of Housekeeping and Janitorial Workers	300	19.09	12.52	22.37	17.92
37-1012	First-Line Supervisors of Landscaping and Lawn Workers	140	25.32	18.92	28.52	25.26
37-2011	Janitors and Cleaners, Except Maids and Housekeeping Cleaners	5,630	11.61	8.17	13.33	10.52
37-2012	Maids and Housekeeping Cleaners	1,000	9.77	8.23	10.54	9.54
37-2021	Pest Control Workers	110	16.56	11.34	19.16	16.65
37-3011	Landscaping and Groundskeeping Workers	1,390	12.46	9.30	14.04	11.86
37-3012	Pesticide Handlers, Sprayers, and Applicators, Vegetation	NA	19.72	15.12	22.01	20.84
37-3013	Tree Trimmers and Pruners	NA	23.14	17.83	25.80	22.88
<b>39-0000</b>	<b><u>Personal Care and Service Occupations</u></b>	6,260	12.55	8.15	14.76	10.86
39-1021	First-Line Supervisors of Personal Service Workers	310	18.25	11.81	21.47	17.58
39-2011	Animal Trainers	50	18.68	12.62	21.71	18.40
39-2021	Nonfarm Animal Caretakers	460	12.11	8.05	14.14	9.46
39-3031	Ushers, Lobby Attendants, and Ticket Takers	NA	8.33	7.98	8.50	8.44
39-3091	Amusement and Recreation Attendants	460	8.79	7.98	9.20	8.56
39-3092	Costume Attendants	10	14.09	11.18	15.54	13.89
39-3093	Locker Room, Coatroom, and Dressing Room Attendants	10	10.22	8.41	11.12	9.92
39-4021	Funeral Attendants	90	14.35	8.81	17.12	12.94

<b>CODE</b>	<b>OCCUPATIONAL TITLES</b>	<b>Empl</b>	<b>(\$)Mean</b>	<b>(\$)Entry</b>	<b>(\$)Exp</b>	<b>(\$)Median</b>
39-4831	Funeral service managers, directors, morticians, and undertakers	40	40.01	22.12	48.95	30.10
39-5012	Hairdressers, Hairstylists, and Cosmetologists	1,070	14.16	8.03	17.22	12.78
39-5092	Manicurists and Pedicurists	NA	12.26	9.12	13.82	12.50
39-5093	Shampooers	260	8.57	7.81	8.94	8.49
39-5094	Skincare Specialists	NA	23.44	22.55	23.88	23.27
39-7011	Tour Guides and Escorts	400	12.33	10.95	13.02	12.68
39-9011	Childcare Workers	880	9.10	8.11	9.59	8.84
39-9021	Personal Care Aides	290	10.47	8.91	11.25	10.30
39-9031	Fitness Trainers and Aerobics Instructors	890	14.79	10.36	17.00	13.51
39-9032	Recreation Workers	480	11.61	8.70	13.06	10.99
39-9099	Personal Care and Service Workers, All Other	20	11.15	8.29	12.58	9.37
<b>41-0000</b>	<b>Sales and Related Occupations</b>	<b>30,600</b>	<b>19.10</b>	<b>8.42</b>	<b>24.44</b>	<b>12.97</b>
41-1011	First-Line Supervisors of Retail Sales Workers	2,680	21.35	14.69	24.68	19.71
41-1012	First-Line Supervisors of Non-Retail Sales Workers	500	38.69	21.80	47.14	32.54
41-2011	Cashiers	7,470	9.99	8.22	10.88	9.24
41-2021	Counter and Rental Clerks	980	13.34	8.25	15.88	11.30
41-2022	Parts Salespersons	370	13.82	8.98	16.24	12.06
41-2031	Retail Salespersons	9,550	11.63	8.18	13.36	9.81
41-3011	Advertising Sales Agents	130	29.71	13.54	37.79	23.17
41-3021	Insurance Sales Agents	930	27.56	16.25	33.21	22.58
41-3031	Securities, Commodities, and Financial Services Sales Agents	1,220	55.55	27.10	69.78	48.81
41-3041	Travel Agents	110	15.58	11.37	17.68	14.37
41-3099	Sales Representatives, Services, All Other	1,900	32.12	19.11	38.63	28.42
41-4011	Sales Reps., Wholesale and Manuf., Technical and Scientific Products	1,380	40.76	24.79	48.75	35.95
41-4012	Sales Reps., Wholesale and Manuf., Except Tech. and Scientific Products	1,730	31.66	18.39	38.29	26.43
41-9011	Demonstrators and Product Promoters	210	12.25	8.56	14.10	10.61
41-9022	Real Estate Sales Agents	530	23.46	14.32	28.03	20.80
41-9031	Sales Engineers	70	47.94	39.23	52.29	48.96
41-9041	Telemarketers	340	14.19	11.21	15.67	14.35
41-9799	Sales and Related Workers, All Other*	250	24.19	12.97	29.80	24.21

CODE	OCCUPATIONAL TITLES	Empl	(\$) <u>Mean</u>	(\$) <u>Entry</u>	(\$) <u>Exp</u>	(\$) <u>Median</u>
<b>43-0000</b>	<b>Office and Administrative Support Occupations</b>	52,090	17.40	10.89	20.66	16.29
43-1011	First-Line Supervisors of Office and Administrative Support Workers	3,500	26.32	17.95	30.50	25.17
43-2011	Switchboard Operators, Including Answering Service	220	12.76	9.73	14.27	12.88
43-3011	Bill and Account Collectors	1,690	16.10	12.98	17.67	15.34
43-3021	Billing and Posting Clerks	1,700	16.85	12.64	18.96	16.90
43-3031	Bookkeeping, Accounting, and Auditing Clerks	4,080	17.77	12.78	20.27	17.11
43-3051	Payroll and Timekeeping Clerks	260	19.23	14.96	21.36	19.66
43-3061	Procurement Clerks	130	17.57	12.44	20.13	17.92
43-3071	Tellers	1,310	12.35	10.20	13.43	12.00
43-4011	Brokerage Clerks	140	20.92	13.21	24.77	20.15
43-4021	Correspondence Clerks	NA	16.36	12.60	18.24	15.98
43-4031	Court, Municipal, and License Clerks	310	15.54	12.25	17.18	15.51
43-4041	Credit Authorizers, Checkers, and Clerks	NA	18.89	15.63	20.52	18.43
43-4051	Customer Service Representatives	6,430	19.74	12.90	23.16	18.54
43-4071	File Clerks	550	13.30	9.57	15.17	12.53
43-4081	Hotel, Motel, and Resort Desk Clerks	250	9.95	8.38	10.73	9.77
43-4111	Interviewers, Except Eligibility and Loan	390	17.25	14.41	18.68	16.91
43-4121	Library Assistants, Clerical	210	9.74	8.10	10.55	8.88
43-4131	Loan Interviewers and Clerks	930	18.44	12.86	21.23	18.04
43-4141	New Accounts Clerks	250	16.11	13.51	17.41	16.08
43-4151	Order Clerks	400	14.45	10.29	16.53	13.35
43-4161	Human Resources Assistants, Except Payroll and Timekeeping	200	17.98	13.79	20.08	17.91
43-4171	Receptionists and Information Clerks	2,150	12.30	9.24	13.83	11.92
43-4199	Information and Record Clerks, All Other	140	19.89	15.58	22.05	19.69
43-5021	Couriers and Messengers	120	13.58	9.58	15.59	11.77
43-5031	Police, Fire, and Ambulance Dispatchers	130	19.93	15.19	22.30	19.42
43-5032	Dispatchers, Except Police, Fire, and Ambulance	690	20.20	12.47	24.07	18.87
43-5041	Meter Readers, Utilities	70	21.51	17.46	23.54	21.51
43-5051	Postal Service Clerks	130	25.28	24.30	25.77	25.53
43-5052	Postal Service Mail Carriers	600	24.69	21.78	26.15	26.07
43-5053	Postal Service Mail Sorters, Processors, and Processing Machine Operators	410	24.64	22.77	25.58	25.52
43-5061	Production, Planning, and Expediting Clerks	540	23.54	16.15	27.23	24.65

CODE	OCCUPATIONAL TITLES	Empl	(\$) <u>Mean</u>	(\$) <u>Entry</u>	(\$) <u>Exp</u>	(\$) <u>Median</u>
43-5071	Shipping, Receiving, and Traffic Clerks	1,150	13.97	9.51	16.20	13.54
43-5081	Stock Clerks and Order Fillers	2,890	10.91	8.12	12.30	9.85
43-5111	Weighers, Measurers, Checkers, and Samplers, Recordkeeping	90	12.97	8.57	15.17	11.55
43-6011	Executive Secretaries and Executive Administrative Assistants	2,110	24.17	18.45	27.02	24.03
43-6012	Legal Secretaries	1,000	24.99	18.22	28.38	25.48
43-6013	Medical Secretaries	2,790	16.32	12.89	18.04	16.21
43-6014	Secretaries and Admin. Assistants, Except Legal, Medical, and Executive	3,550	17.86	12.44	20.57	17.20
43-9011	Computer Operators	490	19.00	13.93	21.54	18.29
43-9021	Data Entry Keyers	760	13.18	9.73	14.90	12.68
43-9022	Word Processors and Typists	140	17.72	12.71	20.22	16.49
43-9031	Desktop Publishers	40	18.40	11.50	21.84	18.70
43-9041	Insurance Claims and Policy Processing Clerks	660	18.09	13.90	20.19	17.31
43-9051	Mail Clerks and Mail Machine Operators, Except Postal Service	360	11.56	8.18	13.26	10.55
43-9061	Office Clerks, General	6,560	13.29	8.64	15.62	12.58
43-9071	Office Machine Operators, Except Computer	280	12.87	9.06	14.77	12.31
43-9081	Proofreaders and Copy Markers	10	18.94	15.84	20.50	19.40
43-9799	Office and Administrative Support Workers, All Other*	300	16.19	10.93	18.82	15.34
<b>45-0000</b>	<b>Farming, Fishing, and Forestry Occupations</b>	140	15.64	10.58	18.16	14.98
45-2092	Farmworkers and Laborers, Crop, Nursery, and Greenhouse		14.43	10.21	16.54	15.34
45-2093	Farmworkers, Farm, Ranch, and Aquacultural Animals	50	12.49	10.20	13.64	11.57
<b>47-0000</b>	<b>Construction and Extraction Occupations</b>	9,770	22.50	14.17	26.66	21.09
47-1011	First-Line Supervisors of Construction Trades and Extraction Workers	1,310	32.23	23.96	36.37	30.73
47-2011	Boilermakers	20	32.08	25.66	35.29	29.96
47-2021	Brickmasons and Blockmasons	140	24.24	21.08	25.81	24.17
47-2031	Carpenters	1,060	22.84	16.45	26.03	21.62
47-2044	Tile and Marble Setters	NA	25.77	20.31	28.49	25.80
47-2051	Cement Masons and Concrete Finishers	230	20.92	14.76	24.00	20.50
47-2061	Construction Laborers	1,550	15.08	10.91	17.17	14.79
47-2071	Paving, Surfacing, and Tamping Equipment Operators	150	21.08	15.82	23.71	19.21
47-2073	Operating Engineers and Other Construction Equipment Operators	740	21.27	14.84	24.48	19.82



CODE	OCCUPATIONAL TITLES	Empl	(\$) <u>Mean</u>	(\$) <u>Entry</u>	(\$) <u>Exp</u>	(\$) <u>Median</u>
47-2081	Drywall and Ceiling Tile Installers	90	25.89	18.99	29.33	26.58
47-2111	Electricians	1,010	24.47	15.46	28.98	24.07
47-2132	Insulation Workers, Mechanical	230	22.45	15.19	26.08	21.20
47-2141	Painters, Construction and Maintenance	430	17.72	14.08	19.54	17.43
47-2151	Pipelayers	50	19.92	15.58	22.08	18.46
47-2152	Plumbers, Pipefitters, and Steamfitters	1,060	24.59	17.13	28.32	25.02
47-2181	Roofers	150	19.89	14.68	22.50	18.07
47-2211	Sheet Metal Workers	260	24.28	15.93	28.45	24.22
47-2221	Structural Iron and Steel Workers	160	20.50	17.14	22.19	19.85
47-3011	Helpers--Brick-, Block-, Stonemasons, and Tile and Marble Setters	NA	16.72	14.51	17.82	16.67
47-3012	Helpers--Carpenters	80	13.20	10.28	14.67	13.12
47-3013	Helpers--Electricians	110	14.33	10.59	16.21	14.33
47-3015	Helpers--Pipelayers, Plumbers, Pipefitters, and Steamfitters	60	12.06	9.80	13.19	11.77
47-3019	Helpers, Construction Trades, All Other	60	11.94	9.29	13.26	11.42
47-4011	Construction and Building Inspectors	290	23.38	17.86	26.14	22.63
47-4021	Elevator Installers and Repairers	NA	46.58	41.95	48.89	48.31
47-4041	Hazardous Materials Removal Workers	110	18.72	15.28	20.44	17.37
47-4071	Septic Tank Servicers and Sewer Pipe Cleaners	NA	23.69	20.87	25.10	23.77
47-4799	Construction and Related Workers, All Other*	20	18.80	12.28	22.06	18.97
<b>49-0000</b>	<b><u>Installation, Maintenance, and Repair Occupations</u></b>	9,490	22.67	14.04	26.98	22.24
49-1011	First-Line Supervisors of Mechanics, Installers, and Repairers	630	33.06	23.74	37.71	33.04
49-2011	Computer, Automated Teller, and Office Machine Repairers	150	14.13	8.84	16.78	13.98
49-2022	Telecom. Equipment Installers and Repairers, Except Line Installers	NA	26.66	20.28	29.86	27.38
49-2091	Avionics Technicians	20	26.68	22.95	28.54	27.07
49-2094	Electrical and Electronics Repairers, Commercial and Industrial Equipment	250	30.49	25.89	32.79	30.32
49-2096	Electronic Equipment Installers and Repairers, Motor Vehicles	20	14.80	9.94	17.23	14.15
49-2097	Electronic Home Entertainment Equipment Installers and Repairers	80	17.82	12.51	20.47	16.54
49-2098	Security and Fire Alarm Systems Installers	220	25.79	19.54	28.91	24.44
49-3011	Aircraft Mechanics and Service Technicians	130	28.42	21.19	32.04	27.94
49-3021	Automotive Body and Related Repairers	210	19.32	12.68	22.65	18.69
49-3022	Automotive Glass Installers and Repairers	NA	15.08	13.23	16.00	14.45

CODE	OCCUPATIONAL TITLES	Empl	(\$) <u>Mean</u>	(\$) <u>Entry</u>	(\$) <u>Exp</u>	(\$) <u>Median</u>
49-3023	Automotive Service Technicians and Mechanics	1,260	21.11	14.79	24.28	20.66
49-3031	Bus and Truck Mechanics and Diesel Engine Specialists	210	23.30	18.60	25.64	23.48
49-3042	Mobile Heavy Equipment Mechanics, Except Engines	260	22.79	17.16	25.61	22.87
49-3051	Motorboat Mechanics and Service Technicians	20	18.99	13.83	21.57	19.29
49-3053	Outdoor Power Equipment and Other Small Engine Mechanics	40	19.48	15.16	21.64	19.21
49-3093	Tire Repairers and Changers	160	12.42	8.80	14.22	11.32
49-9011	Mechanical Door Repairers	30	17.76	14.41	19.43	17.92
49-9012	Control and Valve Installers and Repairers, Except Mechanical Door	70	29.70	24.22	32.44	31.36
49-9021	Heating, Air Conditioning, and Refrigeration Mechanics and Installers	650	23.82	18.31	26.58	22.93
49-9031	Home Appliance Repairers	70	16.23	10.15	19.27	14.92
49-9041	Industrial Machinery Mechanics	390	25.48	18.60	28.92	25.99
49-9043	Maintenance Workers, Machinery	NA	17.05	13.02	19.07	16.25
49-9044	Millwrights	NA	24.34	15.64	28.69	25.40
49-9052	Telecommunications Line Installers and Repairers	1,000	26.44	19.44	29.94	27.48
49-9062	Medical Equipment Repairers	110	22.75	17.49	25.37	21.71
49-9069	Precision Instrument and Equipment Repairers, All Other	20	26.30	19.65	29.62	26.99
49-9071	Maintenance and Repair Workers, General	1,880	18.39	12.08	21.54	17.08
49-9091	Coin, Vending, and Amusement Machine Servicers and Repairers	70	17.12	11.08	20.14	15.40
49-9094	Locksmiths and Safe Repairers	NA	22.06	11.41	27.39	23.00
49-9098	Helpers--Installation, Maintenance, and Repair Workers	220	12.82	9.65	14.41	11.84
49-9799	Installation, Maintenance, and Repair Workers, All Other*	220	19.16	12.94	22.27	19.31
<b>51-0000</b>	<b>Production Occupations</b>	9,980	18.31	10.53	22.20	16.19
51-1011	First-Line Supervisors of Production and Operating Workers	780	31.71	23.34	35.90	30.10
51-2022	Electrical and Electronic Equipment Assemblers	NA	15.95	11.23	18.32	15.86
51-2041	Structural Metal Fabricators and Fitters	100	18.72	13.91	21.13	17.84
51-2092	Team Assemblers	390	15.16	10.55	17.46	14.77
51-2099	Assemblers and Fabricators, All Other	560	18.56	9.97	22.85	14.23
51-3011	Bakers	140	12.68	9.05	14.49	12.58
51-3021	Butchers and Meat Cutters	110	15.73	11.77	17.71	15.39
51-3022	Meat, Poultry, and Fish Cutters and Trimmers	30	11.53	10.06	12.26	11.02
51-4011	Computer-Controlled Machine Tool Operators, Metal and Plastic	60	18.54	14.41	20.60	17.31



CODE	OCCUPATIONAL TITLES	Empl	(\$) Mean	(\$) Entry	(\$) Exp	(\$) Median
51-4031	Cutting, Punching, and Press Machine Operators, Metal and Plastic	140	15.06	11.83	16.67	14.55
51-4032	Drilling and Boring Machine Tool Operators and Tenders, Metal and Plastic	30	14.46	13.23	15.08	13.63
51-4041	Machinists	230	25.17	18.31	28.61	25.56
51-4072	Molding, Coremaking, and Casting Machine Operators, Metal and Plastic	NA	16.62	13.16	18.35	16.62
51-4111	Tool and Die Makers	NA	29.38	21.63	33.26	31.26
51-4121	Welders, Cutters, Solderers, and Brazers	330	20.90	15.75	23.48	19.09
51-5111	Prepress Technicians and Workers	30	24.18	14.35	29.09	26.34
51-5112	Printing Press Operators	190	22.49	15.57	25.94	21.56
51-5113	Print Binding and Finishing Workers	70	16.40	9.10	20.05	16.16
51-6011	Laundry and Dry-Cleaning Workers	540	9.88	8.29	10.67	9.17
51-6021	Pressers, Textile, Garment, and Related Materials	NA	11.75	9.26	13.00	12.36
51-6031	Sewing Machine Operators	30	12.04	8.53	13.79	11.01
51-6052	Tailors, Dressmakers, and Custom Sewers	NA	15.18	13.15	16.20	15.81
51-6093	Upholsterers	NA	18.53	15.71	19.94	18.18
51-7011	Cabinetmakers and Bench Carpenters	120	15.75	11.58	17.84	14.97
51-8013	Power Plant Operators	80	34.59	28.49	37.64	34.98
51-8021	Stationary Engineers and Boiler Operators	50	25.80	21.65	27.87	26.53
51-8031	Water and Wastewater Treatment Plant and System Operators	120	23.10	16.19	26.56	23.32
51-8091	Chemical Plant and System Operators	80	26.76	21.41	29.43	27.10
51-9011	Chemical Equipment Operators and Tenders	480	25.95	20.92	28.46	26.55
51-9012	Separating, Filtering, Clarifying, Precipitating, and Still Machine Operators	100	16.33	13.33	17.82	14.84
51-9021	Crushing, Grinding, and Polishing Machine Setters, Operators, and Tenders	100	11.54	8.01	13.31	9.89
51-9023	Mixing and Blending Machine Setters, Operators, and Tenders	120	21.19	18.41	22.58	21.77
51-9032	Cutting and Slicing Machine Setters, Operators, and Tenders	80	17.69	13.15	19.96	17.74
51-9041	Extruding, Forming, Pressing, and Compacting Machine Operators	110	17.07	14.25	18.48	16.80
51-9051	Furnace, Kiln, Oven, Drier, and Kettle Operators and Tenders	30	22.29	19.53	23.67	21.99
51-9061	Inspectors, Testers, Sorters, Samplers, and Weighers	760	19.19	12.45	22.57	16.57
51-9081	Dental Laboratory Technicians	160	20.88	11.64	25.51	17.50
51-9111	Packaging and Filling Machine Operators and Tenders	NA	16.17	10.31	19.11	13.99
51-9121	Coating, Painting, and Spraying Machine Setters, Operators, and Tenders	30	20.44	15.59	22.87	20.21
51-9122	Painters, Transportation Equipment	100	21.52	14.52	25.01	20.19
51-9151	Photographic Process Workers and Priocessing Machine Operators	NA	9.61	8.27	10.27	8.90
51-9196	Paper Goods Machine Setters, Operators, and Tenders	30	14.61	10.31	16.76	11.32
51-9198	Helpers--Production Workers	540	11.24	8.33	12.70	11.66
51-9399	Production Workers, All Other*	NA	11.66	8.21	13.39	10.18

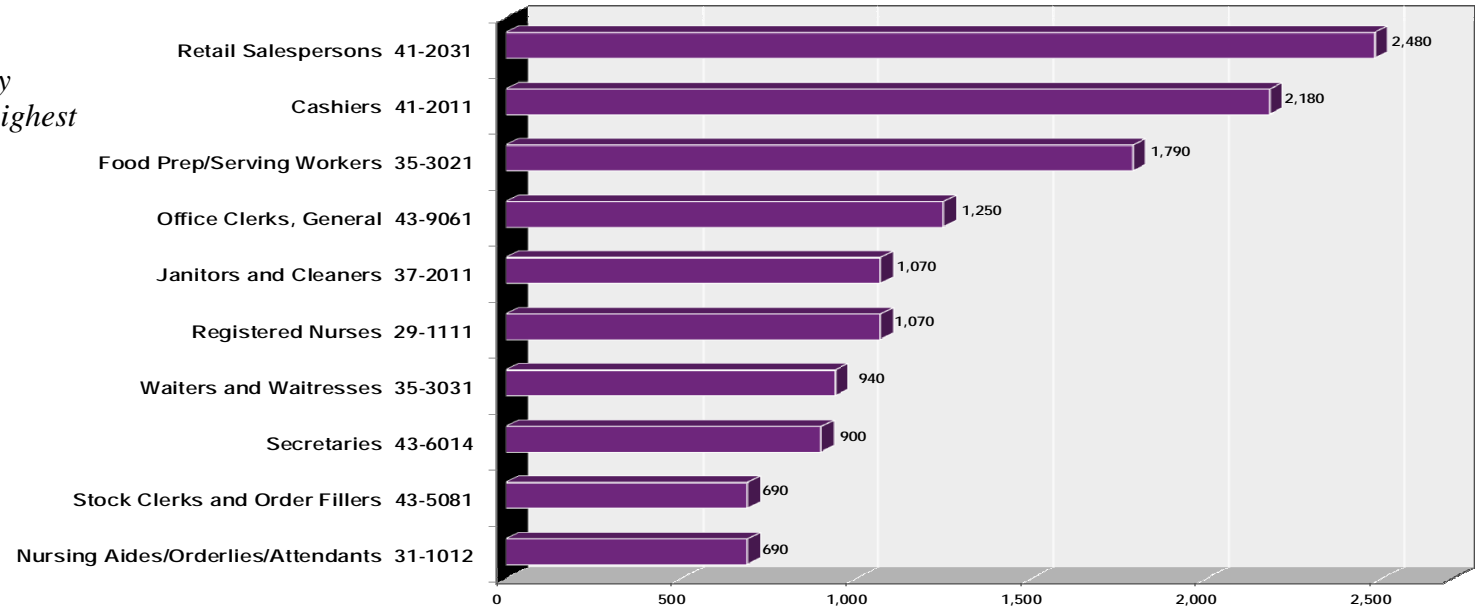
CODE	OCCUPATIONAL TITLES	Empl	(\$) <b>Mean</b>	(\$) <b>Entry</b>	(\$) <b>Exp</b>	(\$) <b>Median</b>
<b>53-0000</b>	<b>Transportation and Material Moving Occupations</b>	12,810	16.81	9.71	20.36	14.55
53-1021	First-Line Supervisors of Helpers, Laborers, and Material Movers, Hand	250	25.31	16.79	29.57	25.30
53-1031	First-Line Supervisors of Transportation Vehicle Operators	330	26.73	18.14	31.02	24.76
53-2012	Commercial Pilots	NA	<b>88,916</b>	<b>55,740</b>	<b>105,504</b>	<b>95,817</b>
53-3011	Ambulance Drivers and Attendants, Except Emergency Medical Technicians	100	12.21	10.11	13.26	11.50
53-3021	Bus Drivers, Transit and Intercity	110	14.57	12.29	15.71	13.42
53-3022	Bus Drivers, School or Special Client	860	12.95	10.52	14.16	13.26
53-3031	Driver/Sales Workers	720	13.81	7.99	16.73	12.70
53-3032	Heavy and Tractor-Trailer Truck Drivers	2,080	21.70	15.54	24.78	20.77
53-3033	Light Truck or Delivery Services Drivers	1,810	17.15	9.34	21.06	14.64
53-3041	Taxi Drivers and Chauffeurs	360	14.48	10.00	16.72	14.73
53-3099	Motor Vehicle Operators, All Other	220	12.72	9.44	14.36	11.98
53-5011	Sailors and Marine Oilers	20	17.19	14.51	18.53	16.92
53-5021	Captains, Mates, and Pilots of Water Vessels	30	41.68	27.00	49.02	35.67
53-6021	Parking Lot Attendants	NA	10.15	8.23	11.12	9.66
53-6051	Transportation Inspectors	70	19.98	13.62	23.16	17.76
53-6099	Transportation Workers, All Other	30	12.45	9.55	13.90	11.73
53-7021	Crane and Tower Operators	100	26.17	19.23	29.63	22.38
53-7032	Excavating and Loading Machine and Dragline Operators	90	26.36	18.66	30.21	24.51
53-7051	Industrial Truck and Tractor Operators	530	14.74	10.15	17.03	14.24
53-7061	Cleaners of Vehicles and Equipment	600	10.15	8.19	11.13	9.57
53-7062	Laborers and Freight, Stock, and Material Movers, Hand	2,770	13.78	9.52	15.90	12.74
53-7064	Packers and Packagers, Hand	690	14.46	8.42	17.48	11.19
53-7081	Refuse and Recyclable Material Collectors	230	16.82	12.03	19.22	16.54

\* The May 2010 OES estimates mark the first set of estimates based in part on data collected using the 2010 Standard Occupational Classification (SOC) system. Nearly all the occupations in this release are 2010 SOC occupations, however, some are not. In these cases, an estimate for a temporary occupation was created from data reported for one or more occupations in the 2000 SOC combined with data reported for one or more 2010 SOC occupations. Some occupations have the same title as a 2010 SOC occupation, but not the same content. For a list of all occupations, including 2010 SOC occupations, and how data collected on two structures were combined, see the OES Frequently Asked Questions online at [www.bls.gov/oes/oes\\_ques.htm#Ques41](http://www.bls.gov/oes/oes_ques.htm#Ques41).

# Kent County

## Kent County Top Occupations

*Figure 4– Kent County occupations with the highest employment levels*



## Kent County Highest Paid Occupations

CODE	OCCUPATIONAL TITLES	(\$) Mean	Empl
29-1067	Surgeons	118.35	30
29-1069	Physicians and Surgeons, All Other	112.94	20
11-1011	Chief Executives	99.90	60
29-1021	Dentists, General	88.65	40
29-1131	Veterinarians	71.95	30
29-1062	Family and General Practitioners	69.39	50
23-1011	Lawyers	63.69	170
11-9041	Architectural and Engineering Managers	57.74	NA
15-1133	Software Developers, Systems Software	56.24	10
11-2022	Sales Managers	56.12	50

*Figure 5 - Kent County occupations with the highest mean hourly wage*

CODE	OCCUPATIONAL TITLES	Empl	(\$) <u>Mean</u>	(\$) <u>Entry</u>	(\$) <u>Exp</u>	(\$) <u>Median</u>
<b>00-0000</b>	<b>Total all occupations</b>	57,710	18.80	9.09	23.66	15.27
<b>11-0000</b>	<b>Management Occupations</b>	1,880	45.18	27.59	53.98	41.60
11-1011	Chief Executives	60	99.90	62.01	118.85	N/A
11-1021	General and Operations Managers	440	46.97	29.97	55.48	42.97
11-2022	Sales Managers	50	56.12	32.64	67.87	49.01
11-3011	Administrative Services Managers	110	41.54	32.49	46.07	40.53
11-3021	Computer and Information Systems Managers	100	42.80	32.65	47.88	38.14
11-3031	Financial Managers	100	49.60	32.80	58.00	44.77
11-3051	Industrial Production Managers	40	41.33	25.29	49.35	40.78
11-3061	Purchasing Managers	20	52.64	40.16	58.88	53.45
11-3071	Transportation, Storage, and Distribution Managers	40	42.28	29.32	48.75	35.25
11-3121	Human Resources Managers	30	37.57	31.84	40.44	36.04
11-9021	Construction Managers	60	46.44	35.78	51.77	46.26
11-9031	Education Administrators, Preschool and Child Care Center/Program	30	22.71	14.65	26.74	16.92
11-9033	Education Administrators, Postsecondary	NA	54.38	35.22	63.96	53.00
11-9041	Architectural and Engineering Managers	NA	57.74	48.49	62.37	55.54
11-9051	Food Service Managers	50	32.68	22.61	37.72	33.75
11-9081	Lodging Managers	20	29.16	25.65	30.91	29.95
11-9111	Medical and Health Services Managers	150	42.33	31.59	47.70	39.41
11-9131	Postmasters and Mail Superintendents	10	29.82	23.39	33.03	29.88
11-9141	Property, Real Estate, and Community Association Managers	30	28.36	19.03	33.03	25.22
11-9151	Social and Community Service Managers	100	28.60	24.61	30.59	28.04
11-9199	Managers, All Other	60	47.13	29.79	55.80	41.58
<b>13-0000</b>	<b>Business and Financial Operations Occupations</b>	2,420	26.70	17.75	31.18	24.78
13-1022	Wholesale and Retail Buyers, Except Farm Products	30	29.15	18.56	34.45	24.33
13-1023	Purchasing Agents, Except Wholesale, Retail, and Farm Products	90	27.17	19.08	31.22	25.64
13-1031	Claims Adjusters, Examiners, and Investigators	20	28.19	19.38	32.60	29.44
13-1041	Compliance Officers, Except Agr., Const., Health and Safety, and Trans.	230	22.25	14.70	26.03	21.42
13-1051	Cost Estimators	90	26.24	16.18	31.27	24.05
13-1078	Human Resources, Labor Relations, and Training Specialists, All Other*	210	24.87	19.40	27.60	24.39
13-1081	Logisticians	50	31.88	24.51	35.57	29.65
13-1111	Management Analysts	150	31.28	22.64	35.60	27.31

CODE	OCCUPATIONAL TITLES	Empl	(\$) Mean	(\$) Entry	(\$) Exp	(\$) Median
13-1141	Compensation, Benefits, and Job Analysis Specialists	20	26.35	18.94	30.05	25.24
13-1151	Training and Development Specialists	120	25.26	19.96	27.92	25.30
13-1161	Market Research Analysts and Marketing Specialists*	40	21.69	16.77	24.14	20.13
13-1199	Business Operations Specialists, All Other*	360	30.84	20.27	36.13	30.98
13-2011	Accountants and Auditors	550	26.66	18.23	30.87	23.34
13-2021	Appraisers and Assessors of Real Estate	60	26.46	17.39	31.00	22.67
13-2031	Budget Analysts	60	26.49	19.40	30.04	25.96
13-2051	Financial Analysts	20	45.76	26.44	55.41	34.98
13-2052	Personal Financial Advisors	10	24.29	20.39	26.24	23.65
13-2061	Financial Examiners	20	31.55	20.50	37.07	33.04
13-2072	Loan Officers	90	24.03	13.66	29.21	25.02
13-2082	Tax Preparers	40	19.10	11.68	22.81	17.68
13-2099	Financial Specialists, All Other	10	31.79	19.71	37.84	28.40
<b>15-0000</b>	<b><u>Computer and Mathematical Occupations</u></b>	960	30.15	18.28	36.08	28.03
15-1121	Computer Systems Analysts	330	29.50	16.83	35.84	27.71
15-1131	Computer Programmers	120	33.55	24.13	38.26	30.01
15-1132	Software Developers, Applications	70	43.27	31.68	49.07	41.20
15-1133	Software Developers, Systems Software	10	56.24	45.15	61.78	53.74
15-1141	Database Administrators	30	28.83	21.87	32.31	28.92
15-1142	Network and Computer Systems Administrators*	60	27.09	19.49	30.89	27.23
15-1150	Computer Support Specialists	190	22.16	16.20	25.15	22.40
15-1179	Info. Security Analysts, Web Developers, and Computer Network Architects*	110	34.16	21.55	40.46	34.20
15-1799	Computer Occupations, All Other*	20	26.76	12.64	33.82	31.17
<b>17-0000</b>	<b><u>Architecture and Engineering Occupations</u></b>	NA	28.85	16.73	34.91	24.97
17-2081	Environmental Engineers	30	32.76	26.05	36.11	32.49
17-2111	Health and Safety Engineers, Except Mining	10	40.73	28.24	46.98	39.27
17-2112	Industrial Engineers	90	38.16	28.87	42.80	38.81
17-3011	Architectural and Civil Drafters	60	22.78	15.83	26.26	22.60
17-3022	Civil Engineering Technicians	180	20.09	14.83	22.73	19.37
17-3029	Engineering Technicians, Except Drafters, All Other	NA	27.99	21.42	31.27	28.79
17-3031	Surveying and Mapping Technicians	20	21.40	17.14	23.53	20.68

<b>CODE</b>	<b>OCCUPATIONAL TITLES</b>	<b>Empl</b>	<b>(\$)<b>Mean</b></b>	<b>(\$)<b>Entry</b></b>	<b>(\$)<b>Exp</b></b>	<b>(\$)<b>Median</b></b>
<b>19-0000</b>	<b><u>Life, Physical, and Social Science Occupations</u></b>	500	26.87	17.79	31.41	25.99
19-1022	Microbiologists	20	24.28	20.52	26.16	21.65
19-2031	Chemists	30	26.07	19.95	29.13	25.64
19-3031	Clinical, Counseling, and School Psychologists	30	31.16	20.73	36.38	31.32
<b>21-0000</b>	<b><u>Community and Social Services Occupations</u></b>	1,110	20.95	13.37	24.74	19.69
21-1012	Educational, Vocational, and School Counselors	200	24.79	12.74	30.81	27.16
21-1014	Mental Health Counselors	NA	19.67	17.76	20.63	19.77
21-1015	Rehabilitation Counselors	90	16.93	13.96	18.41	16.82
21-1021	Child, Family, and School Social Workers	130	18.81	13.40	21.52	19.25
21-1022	Healthcare Social Workers	150	20.22	16.17	22.24	19.80
21-1023	Mental Health and Substance Abuse Social Workers	NA	20.33	15.92	22.54	20.78
21-1093	Social and Human Service Assistants	130	13.94	10.60	15.61	13.62
21-1798	Community and Social Service Specialists, All Other*	40	16.25	10.43	19.17	16.10
<b>23-0000</b>	<b><u>Legal Occupations</u></b>	440	40.52	17.00	52.27	27.68
23-1011	Lawyers	170	63.69	34.76	78.15	51.42
23-1012	Judicial Law Clerks	30	21.38	16.11	24.01	22.88
23-2011	Paralegals and Legal Assistants*	120	18.30	15.15	19.88	17.60
23-2099	Legal Support Workers, All Other	60	22.89	17.66	25.51	22.18
<b>25-0000</b>	<b><u>Education, Training, and Library Occupations</u></b>	3,980	23.50	15.09	27.70	22.84
25-1194	Vocational Education Teachers, Postsecondary	140	19.77	17.55	20.87	20.44
25-2011	Preschool Teachers, Except Special Education	250	10.45	7.88	11.74	10.12
25-3999	Teachers and Instructors, All Other*	130	<b>51,096</b>	<b>31,450</b>	<b>60,919</b>	<b>45,481</b>
25-4021	Librarians	70	27.25	19.90	30.92	27.41
25-4031	Library Technicians	NA	14.79	11.14	16.61	15.41
25-9031	Instructional Coordinators	50	28.88	21.83	32.41	27.05
25-9041	Teacher Assistants	370	<b>30,778</b>	<b>17,850</b>	<b>37,242</b>	<b>32,211</b>
25-9099	Education, Training, and Library Workers, All Other	60	19.35	11.62	23.22	17.23



CODE	OCCUPATIONAL TITLES	Empl	(\$) <u>Mean</u>	(\$) <u>Entry</u>	(\$) <u>Exp</u>	(\$) <u>Median</u>
<b>27-0000</b>	<b><u>Arts, Design, Entertainment, Sports, and Media Occupations</u></b>	450	18.78	9.16	23.59	15.29
27-1023	Floral Designers	30	11.99	8.39	13.79	12.43
27-1024	Graphic Designers	50	18.95	12.06	22.40	17.47
27-1026	Merchandise Displayers and Window Trimmers	30	13.97	12.35	14.77	13.63
27-3022	Reporters and Correspondents	20	16.26	11.87	18.45	15.47
27-3031	Public Relations Specialists	90	25.85	14.25	31.65	22.04
27-3041	Editors	20	25.02	17.87	28.59	26.68
27-4021	Photographers	40	11.97	8.50	13.70	9.72
<b>29-0000</b>	<b><u>Healthcare Practitioners and Technical Occupations</u></b>	3,150	33.33	17.58	41.21	29.43
29-1021	Dentists, General	40	88.65	53.82	106.07	N/A
29-1031	Dietitians and Nutritionists	20	26.33	16.41	31.30	20.82
29-1041	Optometrists	40	33.73	32.58	34.30	33.51
29-1051	Pharmacists	100	54.71	50.49	56.83	55.16
29-1062	Family and General Practitioners	50	69.39	56.91	75.63	65.06
29-1067	Surgeons	30	118.35	N/A	N/A	N/A
29-1069	Physicians and Surgeons, All Other	20	112.94	N/A	N/A	N/A
29-1071	Physician Assistants	50	43.69	35.88	47.60	44.32
29-1111	Registered Nurses*	1,070	32.21	25.63	35.50	32.59
29-1122	Occupational Therapists	NA	34.90	22.80	40.95	25.24
29-1123	Physical Therapists	60	41.83	29.29	48.10	38.41
29-1127	Speech-Language Pathologists	20	33.80	27.40	37.00	29.55
29-1131	Veterinarians	30	71.95	34.97	90.44	55.88
29-2012	Medical and Clinical Laboratory Technicians	NA	18.50	12.49	21.50	17.91
29-2021	Dental Hygienists	80	31.37	26.17	33.97	31.14
29-2032	Diagnostic Medical Sonographers	NA	32.54	27.95	34.83	33.12
29-2033	Nuclear Medicine Technologists	10	30.04	27.80	31.15	29.81
29-2037	Radiologic Technologists and Technicians*	NA	30.97	22.74	35.09	28.69
29-2041	Emergency Medical Technicians and Paramedics	170	18.33	14.32	20.33	17.19
29-2052	Pharmacy Technicians	160	13.86	10.43	15.57	12.93
29-2055	Surgical Technologists	40	19.83	14.52	22.48	20.20
29-2061	Licensed Practical and Licensed Vocational Nurses	290	20.88	15.83	23.41	20.35

CODE	OCCUPATIONAL TITLES	Empl	(\$) <u>Mean</u>	(\$) <u>Entry</u>	(\$) <u>Exp</u>	(\$) <u>Median</u>
29-2071	Medical Records and Health Information Technicians	70	13.18	10.15	14.69	12.73
29-2081	Opticians, Dispensing	NA	19.00	13.92	21.54	20.00
29-2799	Health Technologists and Technicians, All Other*	NA	28.19	19.41	32.58	31.32
29-9011	Occupational Health and Safety Specialists	70	22.09	16.86	24.71	21.29
<b>31-0000</b>	<b><u>Healthcare Support Occupations</u></b>	1,720	13.14	10.02	14.70	12.76
31-1011	Home Health Aides	NA	11.04	10.00	11.56	10.85
31-1012	Nursing Aides, Orderlies, and Attendants*	690	13.56	11.02	14.84	13.65
31-2021	Physical Therapist Assistants	10	28.49	20.55	32.47	23.71
31-2022	Physical Therapist Aides	30	12.74	9.62	14.30	12.10
31-9011	Massage Therapists	NA	32.74	32.35	32.93	33.16
31-9091	Dental Assistants	130	13.80	9.42	15.99	13.25
31-9092	Medical Assistants	270	13.11	10.51	14.41	13.16
31-9094	Medical Transcriptionists	40	15.59	13.98	16.39	15.33
<b>33-0000</b>	<b><u>Protective Service Occupations</u></b>	1,890	19.27	12.72	22.55	17.89
33-1012	First-Line Supervisors of Police and Detectives	60	42.28	32.16	47.35	42.97
33-1099	First-Line Supervisors of Protective Service Workers, All Other	50	19.61	13.16	22.84	19.10
33-2011	Firefighters	30	23.47	20.06	25.18	22.04
33-3021	Detectives and Criminal Investigators	10	39.62	24.17	47.35	35.30
33-3051	Police and Sheriff's Patrol Officers	NA	27.35	19.59	31.22	25.61
33-9032	Security Guards	270	11.98	9.62	13.16	11.55
33-9091	Crossing Guards	80	12.92	10.84	13.96	11.91
<b>35-0000</b>	<b><u>Food Preparation and Serving-Related Occupations</u></b>	5,900	10.06	8.02	11.09	8.85
35-1011	Chefs and Head Cooks	30	20.52	15.30	23.13	18.30
35-1012	First-Line Supervisors of Food Preparation and Serving Workers	460	16.69	12.17	18.95	16.15
35-2011	Cooks, Fast Food	140	8.24	8.07	8.33	8.36
35-2012	Cooks, Institution and Cafeteria	510	13.08	10.93	14.16	13.21
35-2014	Cooks, Restaurant	450	10.88	8.08	12.28	10.34
35-2015	Cooks, Short Order	20	12.48	9.48	13.98	12.32
35-2021	Food Preparation Workers	450	9.46	8.16	10.11	8.98
35-3011	Bartenders	170	10.28	8.10	11.37	8.92

CODE	OCCUPATIONAL TITLES	Empl	(\$) <u>Mean</u>	(\$) <u>Entry</u>	(\$) <u>Exp</u>	(\$) <u>Median</u>
35-3021	Combined Food Preparation and Serving Workers, Including Fast Food	1,790	8.26	7.87	8.45	8.22
35-3022	Counter Attendants, Cafeteria, Food Concession, and Coffee Shop	250	8.80	8.30	9.04	8.66
35-3031	Waiters and Waitresses	940	9.81	8.08	10.68	8.90
35-3041	Food Servers, Nonrestaurant	70	9.37	8.19	9.95	8.80
35-9011	Dining Room and Cafeteria Attendants and Bartender Helpers	170	8.36	7.68	8.71	8.02
35-9021	Dishwashers	200	8.54	8.11	8.76	8.51
35-9031	Hosts and Hostesses, Restaurant, Lounge, and Coffee Shop	230	8.48	8.02	8.71	8.44
<b>37-0000</b>	<b><u>Building and Grounds Cleaning and Maintenance Occupations</u></b>	2,070	12.21	8.13	14.25	10.70
37-1011	First-Line Supervisors of Housekeeping and Janitorial Workers	80	15.18	11.66	16.94	13.97
37-1012	First-Line Supervisors of Landscaping and Lawn Workers	40	24.27	16.61	28.10	24.78
37-2011	Janitors and Cleaners, Except Maids and Housekeeping Cleaners	1,070	12.11	8.20	14.07	11.69
37-2012	Maids and Housekeeping Cleaners	300	8.95	7.94	9.46	8.56
37-2021	Pest Control Workers	10	19.67	13.23	22.90	20.17
37-3011	Landscaping and Groundskeeping Workers	490	10.45	8.17	11.59	10.04
<b>39-0000</b>	<b><u>Personal Care and Service Occupations</u></b>	1,380	13.13	8.23	15.59	10.16
39-1021	First-Line Supervisors of Personal Service Workers	70	15.31	10.14	17.90	15.96
39-2011	Animal Trainers	20	21.99	12.06	26.96	21.50
39-2021	Nonfarm Animal Caretakers	140	10.00	7.87	11.06	8.74
39-3031	Ushers, Lobby Attendants, and Ticket Takers	NA	9.72	8.27	10.44	8.69
39-3091	Amusement and Recreation Attendants	120	10.43	8.21	11.54	9.72
39-4831	Funeral service managers, directors, morticians, and undertakers	50	30.23	19.65	35.52	29.45
39-5012	Hairdressers, Hairstylists, and Cosmetologists	150	14.69	8.45	17.81	11.87
39-9011	Childcare Workers	120	9.61	7.92	10.46	9.41
39-9031	Fitness Trainers and Aerobics Instructors	140	15.53	8.38	19.10	13.47
39-9032	Recreation Workers	70	14.61	9.91	16.97	13.16
<b>41-0000</b>	<b><u>Sales and Related Occupations</u></b>	6,640	14.11	8.14	17.09	10.30
41-1011	First-Line Supervisors of Retail Sales Workers	630	18.06	12.03	21.07	17.12
41-1012	First-Line Supervisors of Non-Retail Sales Workers	50	35.80	16.84	45.28	28.53
41-2011	Cashiers	2,180	9.22	8.07	9.80	8.72
41-2021	Counter and Rental Clerks	170	13.40	8.99	15.60	12.45

CODE	OCCUPATIONAL TITLES	Empl	(\$) <u>Mean</u>	(\$) <u>Entry</u>	(\$) <u>Exp</u>	(\$) <u>Median</u>
41-2022	Parts Salespersons	160	12.96	8.18	15.35	11.02
41-2031	Retail Salespersons	2,480	11.24	8.12	12.81	9.89
41-3011	Advertising Sales Agents	40	21.53	10.99	26.80	17.41
41-3021	Insurance Sales Agents	90	23.84	13.16	29.19	17.56
41-3031	Securities, Commodities, and Financial Services Sales Agents	20	40.10	22.68	48.82	34.10
41-3041	Travel Agents	20	17.03	12.95	19.07	17.19
41-3099	Sales Representatives, Services, All Other	170	25.01	15.41	29.80	24.99
41-4012	Sales Reps., Wholesale and Manuf., Except Tech. and Scientific Products	220	22.74	16.50	25.87	21.00
41-9011	Demonstrators and Product Promoters	NA	13.26	10.68	14.54	12.67
41-9022	Real Estate Sales Agents	50	23.37	13.34	28.39	20.18
41-9041	Telemarketers	40	15.32	10.65	17.66	12.63
41-9799	Sales and Related Workers, All Other*	30	18.00	9.34	22.33	15.80
<b>43-0000</b>	<b>Office and Administrative Support Occupations</b>	<b>8,790</b>	<b>14.58</b>	<b>9.71</b>	<b>17.02</b>	<b>13.65</b>
43-1011	First-Line Supervisors of Office and Administrative Support Workers	520	20.36	14.18	23.45	19.98
43-2011	Switchboard Operators, Including Answering Service	70	11.99	10.75	12.61	11.75
43-3011	Bill and Account Collectors	180	15.20	11.78	16.91	14.39
43-3021	Billing and Posting Clerks	160	14.19	11.33	15.62	13.90
43-3031	Bookkeeping, Accounting, and Auditing Clerks	620	15.84	11.61	17.95	15.16
43-3051	Payroll and Timekeeping Clerks	60	17.32	12.91	19.52	17.30
43-3061	Procurement Clerks	50	16.04	12.46	17.84	16.06
43-3071	Tellers	250	10.70	9.15	11.47	10.62
43-4051	Customer Service Representatives	490	12.93	8.79	14.99	11.63
43-4071	File Clerks	110	13.23	9.70	14.99	13.41
43-4081	Hotel, Motel, and Resort Desk Clerks	130	8.95	8.11	9.38	8.69
43-4131	Loan Interviewers and Clerks	70	12.99	10.34	14.32	12.84
43-4141	New Accounts Clerks	NA	15.32	13.25	16.35	14.63
43-4151	Order Clerks	50	13.86	9.89	15.85	12.60
43-4161	Human Resources Assistants, Except Payroll and Timekeeping	110	16.56	13.72	17.97	16.76
43-4171	Receptionists and Information Clerks	360	11.22	9.39	12.14	11.16
43-4199	Information and Record Clerks, All Other	110	19.77	15.26	22.03	19.90
43-5021	Couriers and Messengers	30	11.75	10.37	12.43	11.01
43-5032	Dispatchers, Except Police, Fire, and Ambulance	40	18.72	15.72	20.22	18.69

CODE	OCCUPATIONAL TITLES	Empl	(\$) Mean	(\$) Entry	(\$) Exp	(\$) Median
43-5041	Meter Readers, Utilities	20	17.55	13.14	19.76	17.54
43-5051	Postal Service Clerks	40	25.16	23.42	26.03	25.53
43-5052	Postal Service Mail Carriers	160	22.88	18.07	25.29	24.43
43-5053	Postal Service Mail Sorters, Processors, and Processing Machine Operators	20	21.59	14.41	25.18	24.32
43-5061	Production, Planning, and Expediting Clerks	80	20.04	13.06	23.52	18.02
43-5071	Shipping, Receiving, and Traffic Clerks	280	15.33	9.88	18.05	14.03
43-5081	Stock Clerks and Order Fillers	690	10.87	8.27	12.17	9.70
43-5111	Weighers, Measurers, Checkers, and Samplers, Recordkeeping	50	14.68	9.70	17.17	14.14
43-6011	Executive Secretaries and Executive Administrative Assistants	220	20.85	16.16	23.19	20.35
43-6012	Legal Secretaries	50	19.57	14.24	22.24	19.14
43-6013	Medical Secretaries	680	12.64	10.32	13.79	11.71
43-6014	Secretaries and Admin. Assistants, Except Legal, Medical, and Executive	900	16.11	11.93	18.20	16.18
43-9011	Computer Operators	40	17.53	13.20	19.70	17.27
43-9021	Data Entry Keyers	160	12.42	9.38	13.94	12.37
43-9022	Word Processors and Typists	80	15.97	12.45	17.73	15.79
43-9041	Insurance Claims and Policy Processing Clerks	130	15.46	12.82	16.79	15.37
43-9051	Mail Clerks and Mail Machine Operators, Except Postal Service	NA	10.22	8.69	10.98	9.62
43-9061	Office Clerks, General	1,250	12.49	9.00	14.24	11.91
43-9071	Office Machine Operators, Except Computer	NA	12.06	9.86	13.15	12.56
43-9799	Office and Administrative Support Workers, All Other*	110	16.21	10.72	18.95	16.06
<b>45-0000</b>	<b><u>Farming, Fishing, and Forestry Occupations</u></b>	150	16.69	10.12	19.97	16.33
<b>47-0000</b>	<b><u>Construction and Extraction Occupations</u></b>	1,840	19.40	12.09	23.06	17.88
47-1011	First-Line Supervisors of Construction Trades and Extraction Workers	230	28.55	20.27	32.69	27.88
47-2021	Brickmasons and Blockmasons	NA	21.05	20.52	21.31	21.05
47-2031	Carpenters	200	17.96	13.83	20.03	17.07
47-2051	Cement Masons and Concrete Finishers	50	18.69	13.91	21.07	19.90
47-2061	Construction Laborers	240	13.44	10.09	15.11	12.64
47-2071	Paving, Surfacing, and Tamping Equipment Operators	NA	15.67	12.27	17.38	15.18
47-2073	Operating Engineers and Other Construction Equipment Operators	130	17.52	12.82	19.88	16.51
47-2081	Drywall and Ceiling Tile Installers	30	17.14	12.99	19.21	16.49
47-2111	Electricians	280	23.28	14.57	27.63	21.94

CODE	OCCUPATIONAL TITLES	Empl	(\$) <u>Mean</u>	(\$) <u>Entry</u>	(\$) <u>Exp</u>	(\$) <u>Median</u>
47-2141	Painters, Construction and Maintenance	NA	11.25	7.99	12.88	9.07
47-2151	Pipelayers	NA	18.22	13.40	20.63	17.22
47-2152	Plumbers, Pipefitters, and Steamfitters	NA	17.58	11.09	20.82	18.43
47-3012	Helpers--Carpenters	NA	12.33	9.77	13.61	12.91
47-4011	Construction and Building Inspectors	60	22.48	16.17	25.64	23.10
47-4071	Septic Tank Servicers and Sewer Pipe Cleaners	20	16.62	13.23	18.32	16.61
<b>49-0000</b>	<b><u>Installation, Maintenance, and Repair Occupations</u></b>	2,440	21.17	13.14	25.19	20.47
49-1011	First-Line Supervisors of Mechanics, Installers, and Repairers	210	29.77	21.22	34.05	29.62
49-2022	Telecom. Equipment Installers and Repairers, Except Line Installers	110	21.23	18.43	22.63	21.22
49-2094	Electrical and Electronics Repairers, Commercial and Industrial Equipment	50	26.99	22.86	29.06	27.95
49-2097	Electronic Home Entertainment Equipment Installers and Repairers	NA	12.32	9.92	13.52	11.74
49-3021	Automotive Body and Related Repairers	40	19.69	14.93	22.08	18.78
49-3023	Automotive Service Technicians and Mechanics	360	16.17	11.20	18.66	15.88
49-3031	Bus and Truck Mechanics and Diesel Engine Specialists	NA	21.87	15.85	24.88	23.04
49-3042	Mobile Heavy Equipment Mechanics, Except Engines	70	20.93	15.42	23.68	20.78
49-3093	Tire Repairers and Changers	NA	11.38	9.27	12.43	10.69
49-9012	Control and Valve Installers and Repairers, Except Mechanical Door	20	21.33	15.83	24.09	18.89
49-9021	Heating, Air Conditioning, and Refrigeration Mechanics and Installers	40	21.49	17.57	23.45	21.70
49-9041	Industrial Machinery Mechanics	260	23.87	18.74	26.44	24.37
49-9052	Telecommunications Line Installers and Repairers	180	27.90	21.35	31.17	29.86
49-9071	Maintenance and Repair Workers, General	380	17.60	11.76	20.52	16.68
49-9091	Coin, Vending, and Amusement Machine Servicers and Repairers	80	18.20	15.06	19.77	17.75
49-9098	Helpers--Installation, Maintenance, and Repair Workers	40	13.06	10.35	14.42	12.19
49-9799	Installation, Maintenance, and Repair Workers, All Other*	60	23.14	13.73	27.85	20.67
<b>51-0000</b>	<b><u>Production Occupations</u></b>	3,060	14.76	9.15	17.56	13.10
51-1011	First-Line Supervisors of Production and Operating Workers	170	26.25	18.00	30.38	23.42
51-2092	Team Assemblers	400	12.22	10.29	13.19	11.54
51-2099	Assemblers and Fabricators, All Other	240	9.29	7.95	9.96	8.63
51-3011	Bakers	50	12.29	8.44	14.22	12.84
51-3021	Butchers and Meat Cutters	40	16.76	10.06	20.11	18.74
51-3093	Food Cooking Machine Operators and Tenders	30	10.78	8.89	11.73	10.77



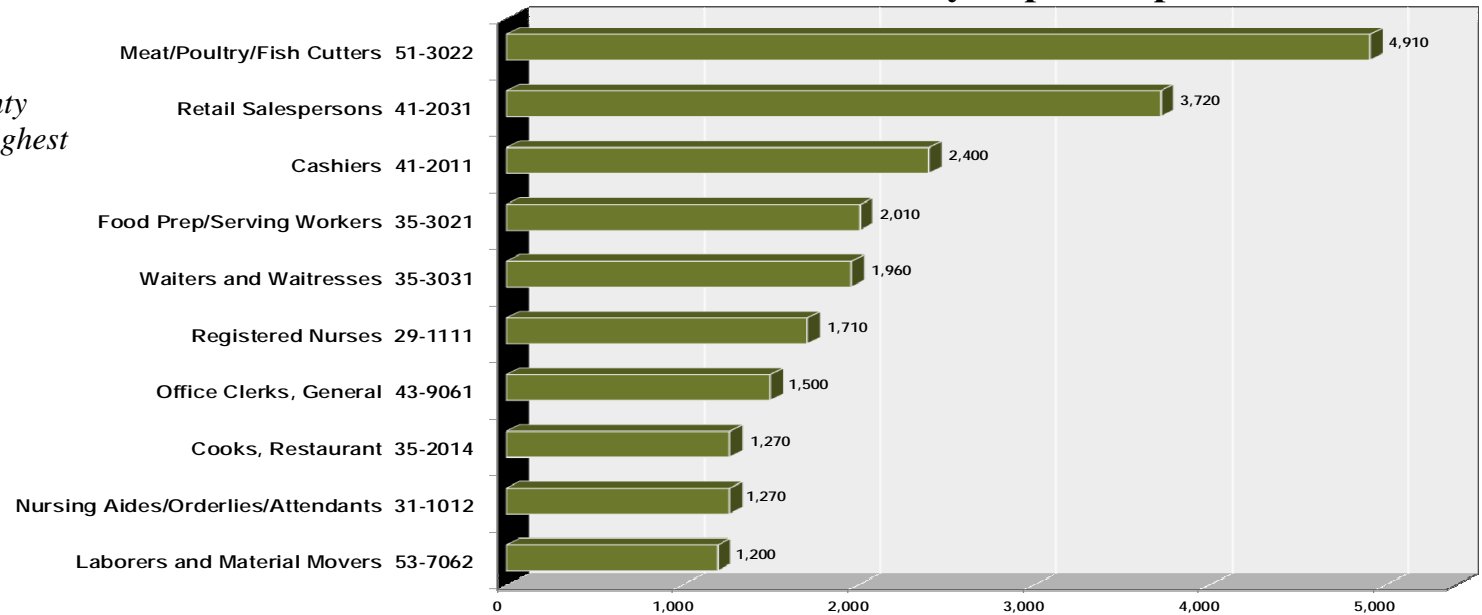
CODE	OCCUPATIONAL TITLES	Empl	(\$) <u>Mean</u>	(\$) <u>Entry</u>	(\$) <u>Exp</u>	(\$) <u>Median</u>
51-4031	Cutting, Punching, and Press Machine Operators, Metal and Plastic	30	14.45	10.98	16.18	14.25
51-4041	Machinists	60	17.51	10.78	20.88	13.88
51-4121	Welders, Cutters, Solderers, and Brazers	100	18.32	14.28	20.35	17.35
51-5112	Printing Press Operators	50	14.75	9.94	17.16	14.67
51-6011	Laundry and Dry-Cleaning Workers	200	9.23	8.24	9.72	8.77
51-6031	Sewing Machine Operators	90	12.67	9.27	14.37	12.14
51-6093	Upholsterers	NA	9.62	7.65	10.60	10.12
51-9032	Cutting and Slicing Machine Setters, Operators, and Tenders	NA	13.03	11.03	14.03	12.14
51-9061	Inspectors, Testers, Sorters, Samplers, and Weighers	130	18.12	12.37	20.99	17.24
51-9111	Packaging and Filling Machine Operators and Tenders	NA	12.83	9.14	14.68	11.79
51-9198	Helpers--Production Workers	180	9.63	8.20	10.35	8.97
<b>53-0000</b>	<b>Transportation and Material Moving Occupations</b>	NA	14.38	8.51	17.31	12.49
53-1021	First-Line Supervisors of Helpers, Laborers, and Material Movers, Hand	130	22.61	17.59	25.11	22.14
53-1031	First-Line Supervisors of Transportation Vehicle Operators	90	23.66	14.50	28.24	22.20
53-3022	Bus Drivers, School or Special Client	390	11.27	8.32	12.74	11.52
53-3031	Driver/Sales Workers	230	12.81	8.27	15.07	9.43
53-3033	Light Truck or Delivery Services Drivers	340	19.93	9.17	25.31	14.50
53-3041	Taxi Drivers and Chauffeurs	90	11.27	9.22	12.29	10.92
53-3099	Motor Vehicle Operators, All Other	110	16.74	10.86	19.68	12.59
53-6021	Parking Lot Attendants	90	9.31	7.86	10.03	8.69
53-7051	Industrial Truck and Tractor Operators	240	15.43	11.21	17.54	14.82
53-7061	Cleaners of Vehicles and Equipment	NA	10.42	8.09	11.58	10.25
53-7062	Laborers and Freight, Stock, and Material Movers, Hand	NA	11.51	8.01	13.26	9.90
53-7064	Packers and Packagers, Hand	530	12.26	8.28	14.25	12.14

\* The May 2010 OES estimates mark the first set of estimates based in part on data collected using the 2010 Standard Occupational Classification (SOC) system. Nearly all the occupations in this release are 2010 SOC occupations, however, some are not. In these cases, an estimate for a temporary occupation was created from data reported for one or more occupations in the 2000 SOC combined with data reported for one or more 2010 SOC occupations. Some occupations have the same title as a 2010 SOC occupation, but not the same content. For a list of all occupations, including 2010 SOC occupations, and how data collected on two structures were combined, see the OES Frequently Asked Questions online at [www.bls.gov/oes/oes\\_ques.htm#Ques41](http://www.bls.gov/oes/oes_ques.htm#Ques41).



# Sussex County

## Sussex County Top Occupations



*Figure 6– Sussex County occupations with the highest employment levels*

## Sussex County Highest Paid Occupations

CODE	OCCUPATIONAL TITLES	(\$) Mean	Empl
29-1069	Physicians and Surgeons, All Other	112.40	80
29-1021	Dentists, General	111.81	10
29-1064	Obstetricians and Gynecologists	105.81	10
29-1063	Internists, General	98.24	30
29-1067	Surgeons	91.06	40
11-1011	Chief Executives	80.18	10
29-1062	Family and General Practitioners	67.48	60
23-1011	Lawyers	63.49	130
11-3021	Computer and Information Systems Managers	61.52	30
29-1051	Pharmacists	57.62	120

*Figure 7 - Sussex County occupations with the highest mean hourly wage*

CODE	OCCUPATIONAL TITLES	Empl	(\$) <u>Mean</u>	(\$) <u>Entry</u>	(\$) <u>Exp</u>	(\$) <u>Median</u>
<b>00-0000</b>	<b>Total all occupations</b>	68,790	17.33	9.15	21.41	13.65
<b>11-0000</b>	<b>Management Occupations</b>	1,830	45.58	24.78	55.98	41.84
11-1011	Chief Executives	10	80.18	51.64	94.45	68.21
11-1021	General and Operations Managers	550	51.69	28.48	63.29	41.89
11-2021	Marketing Managers	10	56.22	44.19	62.24	56.55
11-2022	Sales Managers	60	46.74	25.87	57.17	39.55
11-3011	Administrative Services Managers	80	43.76	35.83	47.73	44.30
11-3021	Computer and Information Systems Managers	30	61.52	41.06	71.74	57.15
11-3031	Financial Managers	90	51.63	38.36	58.26	47.76
11-3051	Industrial Production Managers	120	39.43	24.57	46.87	39.69
11-3061	Purchasing Managers	10	51.34	42.42	55.80	50.26
11-3111	Compensation and Benefits Managers	NA	50.23	38.50	56.09	50.32
11-3121	Human Resources Managers	20	54.82	45.10	59.69	52.70
11-9021	Construction Managers	90	38.05	17.83	48.16	32.23
11-9031	Education Administrators, Preschool and Child Care Center/Program	40	21.13	15.50	23.94	19.58
11-9041	Architectural and Engineering Managers	20	54.64	47.29	58.31	54.38
11-9051	Food Service Managers	NA	29.27	20.87	33.48	30.09
11-9081	Lodging Managers	NA	38.49	25.16	45.16	38.51
11-9111	Medical and Health Services Managers	140	54.48	36.83	63.30	48.95
11-9131	Postmasters and Mail Superintendents	20	35.51	30.32	38.10	36.15
11-9141	Property, Real Estate, and Community Association Managers	140	36.09	14.75	46.76	28.35
11-9199	Managers, All Other	40	55.92	36.45	65.65	56.52
<b>13-0000</b>	<b>Business and Financial Operations Occupations</b>	1,750	26.36	16.77	31.16	24.44
13-1022	Wholesale and Retail Buyers, Except Farm Products	30	21.02	14.68	24.19	21.52
13-1023	Purchasing Agents, Except Wholesale, Retail, and Farm Products	110	26.18	18.69	29.92	24.00
13-1031	Claims Adjusters, Examiners, and Investigators	40	28.78	16.46	34.94	30.36
13-1041	Compliance Officers, Except Agr., Const., Health and Safety, and Trans.	120	26.43	19.90	29.69	25.91

CODE	OCCUPATIONAL TITLES	Empl	(\$) Mean	(\$) Entry	(\$) Exp	(\$) Median
13-1051	Cost Estimators	150	23.53	16.76	26.92	23.43
13-1078	Human resources, labor relations, and training specialists, all other*	120	23.08	15.97	26.64	21.47
13-1081	Logisticians	40	29.66	22.50	33.24	30.73
13-1111	Management Analysts	90	35.27	25.25	40.28	34.61
13-1121	Meeting, Convention, and Event Planners*	10	21.87	17.13	24.24	21.26
13-1141	Compensation, Benefits, and Job Analysis Specialists	60	29.32	20.75	33.60	26.21
13-1151	Training and Development Specialists	60	23.90	14.11	28.80	24.30
13-1161	Market Research Analysts and Marketing Specialists*	60	26.30	18.65	30.12	26.02
13-1199	Business Operations Specialists, All Other*	110	30.37	14.64	38.23	24.19
13-2011	Accountants and Auditors	420	23.25	14.74	27.51	22.31
13-2021	Appraisers and Assessors of Real Estate	20	27.34	15.30	33.36	25.35
13-2052	Personal Financial Advisors	NA	35.16	24.91	40.28	28.49
13-2072	Loan Officers	90	25.48	16.01	30.21	19.95
13-2081	Tax Examiners, Collectors, and Revenue Agents	NA	25.00	18.57	28.22	22.89
<b>15-0000</b>	<b><u>Computer and Mathematical Occupations</u></b>	520	31.54	19.49	37.57	29.75
15-1121	Computer Systems Analysts	120	39.29	30.52	43.68	38.69
15-1131	Computer Programmers	50	29.04	19.73	33.70	27.37
15-1132	Software Developers, Applications	NA	40.68	32.90	44.57	41.47
15-1141	Database Administrators	30	28.99	18.86	34.06	26.79
15-1142	Network and Computer Systems Administrators*	70	31.18	21.74	35.91	30.53
15-1150	Computer Support Specialists	140	21.01	15.59	23.72	21.49
15-1179	Info. Security Analysts, Web Developers, and Computer Network Architects*	40	35.97	19.62	44.15	34.35
<b>17-0000</b>	<b><u>Architecture and Engineering Occupations</u></b>	440	27.70	15.44	33.83	25.46
17-1011	Architects, Except Landscape and Naval	NA	43.49	38.62	45.92	43.84
17-1022	Surveyors	40	27.74	18.96	32.13	26.29
17-2051	Civil Engineers	40	36.79	27.46	41.46	35.79
17-2071	Electrical Engineers	20	39.28	31.44	43.20	39.82

CODE	OCCUPATIONAL TITLES	Empl	(\$) Mean	(\$) Entry	(\$) Exp	(\$) Median
17-2112	Industrial Engineers	10	40.06	30.76	44.71	39.72
17-2141	Mechanical Engineers	20	36.32	28.45	40.25	35.29
17-3011	Architectural and Civil Drafters	40	19.01	12.48	22.27	17.28
17-3012	Electrical and Electronics Drafters	10	19.35	17.33	20.37	20.05
17-3023	Electrical and Electronic Engineering Technicians	NA	19.69	14.28	22.40	17.95
17-3031	Surveying and Mapping Technicians	40	16.21	13.61	17.52	16.47
<b>19-0000</b>	<b><u>Life, Physical, and Social Science Occupations</u></b>	250	27.85	16.33	33.62	26.00
19-1013	Soil and Plant Scientists	10	27.90	24.54	29.58	27.55
19-2041	Environmental Scientists and Specialists, Including Health	10	24.90	21.25	26.73	25.00
<b>21-0000</b>	<b><u>Community and Social Services Occupations</u></b>	NA	19.97	14.09	22.91	18.82
21-1011	Substance Abuse and Behavioral Disorder Counselors	10	15.84	13.27	17.12	16.19
21-1014	Mental Health Counselors	NA	14.14	12.72	14.84	13.51
21-1021	Child, Family, and School Social Workers	130	18.87	13.37	21.62	17.96
21-1022	Healthcare Social Workers	190	20.84	16.61	22.95	20.37
21-1023	Mental Health and Substance Abuse Social Workers	NA	19.18	15.38	21.08	19.41
21-1029	Social Workers, All Other	20	29.00	16.41	35.29	25.38
21-1798	Community and Social Service Specialists, All Other*	50	13.69	8.07	16.50	12.69
21-2011	Clergy	10	23.47	19.53	25.44	23.33
<b>23-0000</b>	<b><u>Legal Occupations</u></b>	360	38.61	14.82	50.50	26.46
23-1011	Lawyers	130	63.49	32.54	78.97	55.05
23-1023	Judges, Magistrate Judges, and Magistrates	30	53.98	32.79	64.58	42.73
23-2011	Paralegals and Legal Assistants*	80	16.29	12.78	18.04	15.98
23-2093	Title Examiners, Abstractors, and Searchers	20	15.37	13.33	16.40	15.66
23-2099	Legal Support Workers, All Other	NA	22.41	17.13	25.05	21.50

CODE	OCCUPATIONAL TITLES	Empl	(\$) <u>Mean</u>	(\$) <u>Entry</u>	(\$) <u>Exp</u>	(\$) <u>Median</u>
<b>25-0000</b>	<b><u>Education, Training, and Library Occupations</u></b>	3,920	23.67	14.49	28.26	22.86
25-2011	Preschool Teachers, Except Special Education	270	10.34	8.15	11.43	9.24
25-2022	Middle School Teachers, Except Special and Career/Tech. Education	NA	<b>52,549</b>	<b>39,134</b>	<b>59,257</b>	<b>51,151</b>
25-2053	Special Education Teachers, Middle School	50	<b>56,312</b>	<b>42,092</b>	<b>63,421</b>	<b>59,602</b>
25-3999	Teachers and Instructors, All Other*	120	<b>47,706</b>	<b>21,647</b>	<b>60,736</b>	<b>51,752</b>
25-4021	Librarians	80	21.26	15.57	24.10	18.94
25-4031	Library Technicians	50	13.42	8.64	15.81	12.89
25-9031	Instructional Coordinators	40	27.25	22.79	29.48	26.59
25-9041	Teacher Assistants	330	<b>30,222</b>	<b>20,820</b>	<b>34,922</b>	<b>30,807</b>
<b>27-0000</b>	<b><u>Arts, Design, Entertainment, Sports, and Media Occupations</u></b>	420	15.78	9.20	19.06	13.51
27-1023	Floral Designers	20	12.03	10.54	12.77	11.91
27-1024	Graphic Designers	40	18.17	12.29	21.10	17.41
27-1025	Interior Designers	30	22.91	10.82	28.96	23.36
27-2022	Coaches and Scouts	90	<b>24,856</b>	<b>18,696</b>	<b>27,936</b>	<b>23,609</b>
27-3022	Reporters and Correspondents	10	17.06	14.30	18.44	16.05
27-3031	Public Relations Specialists	20	28.10	21.79	31.25	25.58
<b>29-0000</b>	<b><u>Healthcare Practitioners and Technical Occupations</u></b>	4,290	32.47	17.05	40.18	29.25
29-1011	Chiropractors	20	37.40	33.33	39.43	37.16
29-1021	Dentists, General	10	111.81	N/A	N/A	N/A
29-1031	Dietitians and Nutritionists	30	28.46	24.06	30.66	29.35
29-1051	Pharmacists	120	57.62	52.53	60.17	59.01
29-1062	Family and General Practitioners	60	67.48	60.42	71.01	65.80
29-1063	Internists, General	30	98.24	68.23	113.24	N/A
29-1064	Obstetricians and Gynecologists	10	105.81	N/A	N/A	N/A
29-1067	Surgeons	40	91.06	72.45	100.36	79.78
29-1069	Physicians and Surgeons, All Other	80	112.40	N/A	N/A	N/A
29-1071	Physician Assistants	NA	47.47	33.06	54.68	39.71
29-1111	Registered Nurses*	1,710	32.66	25.66	36.16	33.27

CODE	OCCUPATIONAL TITLES	Empl	(\$) Mean	(\$) Entry	(\$) Exp	(\$) Median
29-1122	Occupational Therapists	NA	27.33	22.80	29.60	25.14
29-1123	Physical Therapists	90	45.12	31.32	52.02	37.02
29-1126	Respiratory Therapists	NA	28.76	24.42	30.94	28.82
29-1127	Speech-Language Pathologists	110	30.42	22.27	34.50	31.34
29-1131	Veterinarians	30	50.91	36.45	58.15	46.70
29-2011	Medical and Clinical Laboratory Technologists	NA	28.80	25.29	30.55	29.07
29-2021	Dental Hygienists	30	32.66	29.20	34.38	31.67
29-2031	Cardiovascular Technologists and Technicians	50	27.79	15.11	34.13	31.91
29-2032	Diagnostic Medical Sonographers	50	23.38	12.70	28.72	23.25
29-2033	Nuclear Medicine Technologists	10	35.90	32.57	37.57	35.94
29-2037	Radiologic Technologists and Technicians*	190	30.10	23.95	33.17	30.40
29-2041	Emergency Medical Technicians and Paramedics	260	16.27	11.83	18.48	14.54
29-2051	Dietetic Technicians	60	12.20	9.57	13.52	11.86
29-2052	Pharmacy Technicians	190	11.87	9.65	12.98	11.58
29-2055	Surgical Technologists	70	18.47	14.72	20.34	18.69
29-2056	Veterinary Technologists and Technicians	NA	13.54	11.87	14.37	13.69
29-2061	Licensed Practical and Licensed Vocational Nurses	500	21.80	17.85	23.78	21.96
29-2071	Medical Records and Health Information Technicians	80	15.15	11.72	16.86	14.83
29-2081	Opticians, Dispensing	20	11.11	7.98	12.68	10.59
29-2799	Health Technologists and Technicians, All Other*	20	17.31	12.26	19.83	14.75
29-9011	Occupational Health and Safety Specialists	20	24.57	16.41	28.65	21.63
<b>31-0000</b>	<b>Healthcare Support Occupations</b>	2,270	13.32	10.25	14.86	12.87
31-1011	Home Health Aides	NA	11.31	10.22	11.85	11.01
31-1012	Nursing Aides, Orderlies, and Attendants	1,270	13.37	10.82	14.64	13.26
31-2011	Occupational Therapist Assistants	20	23.30	20.56	24.67	23.42
31-2021	Physical Therapist Assistants	50	21.71	14.69	25.21	21.47
31-2022	Physical Therapist Aides	60	13.17	10.78	14.37	13.33
31-9011	Massage Therapists	20	16.65	12.37	18.79	16.70
31-9091	Dental Assistants	70	15.05	10.55	17.30	14.66



CODE	OCCUPATIONAL TITLES	Empl	(\$) Mean	(\$) Entry	(\$) Exp	(\$) Median
31-9092	Medical Assistants	290	12.30	9.89	13.51	11.54
31-9093	Medical Equipment Preparers	NA	13.31	9.39	15.27	13.66
31-9094	Medical Transcriptionists	10	16.84	14.03	18.25	17.03
31-9096	Veterinary Assistants and Laboratory Animal Caretakers	70	12.10	10.25	13.02	12.21
<b>33-0000</b>	<b><u>Protective Service Occupations</u></b>	1,360	19.76	11.96	23.66	18.80
33-1012	First-Line Supervisors of Police and Detectives	60	40.48	31.68	44.88	40.27
33-1099	First-Line Supervisors of Protective Service Workers, All Other	30	18.85	14.44	21.06	19.23
33-3051	Police and Sheriff's Patrol Officers	370	24.43	15.91	28.69	23.76
33-9032	Security Guards	180	11.98	9.94	13.01	11.58
33-9092	Lifeguards, Ski Patrol, and Other Recreational Protective Service Workers	NA	11.57	8.72	13.00	12.37
33-9099	Protective Service Workers, All Other*	NA	13.71	8.04	16.54	10.57
<b>35-0000</b>	<b><u>Food Preparation and Serving-Related Occupations</u></b>	8,690	10.65	8.01	11.97	9.24
35-1011	Chefs and Head Cooks	40	25.07	18.33	28.44	21.56
35-1012	First-Line Supervisors of Food Preparation and Serving Workers	720	15.74	11.03	18.09	15.13
35-2012	Cooks, Institution and Cafeteria	380	13.55	10.86	14.89	13.73
35-2014	Cooks, Restaurant	1,270	11.78	8.92	13.21	11.32
35-2015	Cooks, Short Order	NA	11.16	8.29	12.59	11.91
35-2021	Food Preparation Workers	320	10.46	8.33	11.53	10.25
35-3011	Bartenders	410	12.26	8.08	14.35	11.10
35-3021	Combined Food Preparation and Serving Workers, Including Fast Food	2,010	8.30	7.80	8.54	8.16
35-3022	Counter Attendants, Cafeteria, Food Concession, and Coffee Shop	NA	9.75	8.01	10.63	9.53
35-3031	Waiters and Waitresses	1,960	10.56	8.02	11.83	9.24
35-3041	Food Servers, Nonrestaurant	NA	8.07	7.95	8.13	8.31
35-9011	Dining Room and Cafeteria Attendants and Bartender Helpers	160	9.26	7.96	9.91	9.16
35-9021	Dishwashers	390	8.76	8.04	9.12	8.74
35-9031	Hosts and Hostesses, Restaurant, Lounge, and Coffee Shop	200	8.30	7.84	8.52	8.35
35-9099	Food Preparation and Serving Related Workers, All Other	NA	9.87	7.97	10.81	9.05

CODE	OCCUPATIONAL TITLES	Empl	(\$) <u>Mean</u>	(\$) <u>Entry</u>	(\$) <u>Exp</u>	(\$) <u>Median</u>
<b>37-0000</b>	<b><u>Building and Grounds Cleaning and Maintenance Occupations</u></b>	2,800	11.99	8.35	13.81	10.80
37-1011	First-Line Supervisors of Housekeeping and Janitorial Workers	50	15.99	10.34	18.82	14.83
37-1012	First-Line Supervisors of Landscaping and Lawn Workers	110	24.02	18.00	27.03	23.04
37-2011	Janitors and Cleaners, Except Maids and Housekeeping Cleaners	960	11.86	8.39	13.60	11.16
37-2012	Maids and Housekeeping Cleaners	760	9.41	8.21	10.01	9.10
37-2021	Pest Control Workers	60	16.08	12.59	17.83	15.73
37-3011	Landscaping and Groundskeeping Workers	790	12.13	8.95	13.72	11.46
37-3012	Pesticide Handlers, Sprayers, and Applicators, Vegetation	NA	15.59	11.54	17.62	15.54
<b>39-0000</b>	<b><u>Personal Care and Service Occupations</u></b>	1,410	12.44	8.28	14.52	11.10
39-1021	First-Line Supervisors of Personal Service Workers	110	18.69	12.72	21.67	16.60
39-2021	Nonfarm Animal Caretakers	70	10.72	8.40	11.88	9.49
39-3091	Amusement and Recreation Attendants	70	8.52	7.70	8.93	7.88
39-4021	Funeral Attendants	40	14.72	13.24	15.46	14.59
39-4831	Funeral service managers, directors, morticians, and undertakers	NA	29.72	25.78	31.69	27.81
39-5012	Hairdressers, Hairstylists, and Cosmetologists	180	14.00	9.10	16.45	12.92
39-5092	Manicurists and Pedicurists	10	11.09	8.32	12.48	10.60
39-9011	Childcare Workers	320	9.64	8.08	10.42	9.28
39-9031	Fitness Trainers and Aerobics Instructors	240	14.00	9.50	16.26	12.96
39-9032	Recreation Workers	150	12.84	9.13	14.70	12.51
<b>41-0000</b>	<b><u>Sales and Related Occupations</u></b>	8,960	14.93	8.22	18.28	11.16
41-1011	First-Line Supervisors of Retail Sales Workers	990	19.27	13.74	22.03	18.48
41-1012	First-Line Supervisors of Non-Retail Sales Workers	60	34.63	20.62	41.64	30.06
41-2011	Cashiers	2,400	9.68	8.14	10.45	9.19
41-2022	Parts Salespersons	190	13.00	8.49	15.25	11.10
41-2031	Retail Salespersons	3,720	12.23	8.20	14.25	10.10
41-3011	Advertising Sales Agents	50	18.40	11.94	21.63	17.24
41-3021	Insurance Sales Agents	110	19.94	13.10	23.35	20.14
41-3031	Securities, Commodities, and Financial Services Sales Agents	80	36.17	24.74	41.88	32.92
41-3041	Travel Agents	20	17.50	12.16	20.17	14.60
41-3099	Sales Representatives, Services, All Other	220	22.97	13.60	27.65	21.39

CODE	OCCUPATIONAL TITLES	Empl	(\$) <u>Mean</u>	(\$) <u>Entry</u>	(\$) <u>Exp</u>	(\$) <u>Median</u>
41-4011	Sales Reps., Wholesale and Manuf., Technical and Scientific Products	80	36.75	27.09	41.59	34.21
41-4012	Sales Reps., Wholesale and Manuf., Except Tech. and Scientific Products	520	26.11	13.68	32.32	23.90
41-9021	Real Estate Brokers	10	27.45	17.54	32.40	18.94
41-9041	Telemarketers	30	8.62	7.62	9.12	8.28
41-9799	Sales and Related Workers, All Other*	30	10.36	8.03	11.52	9.95
<b>43-0000</b>	<b>Office and Administrative Support Occupations</b>	9,620	14.67	9.65	17.19	13.64
43-1011	First-Line Supervisors of Office and Administrative Support Workers	560	21.97	14.32	25.79	20.88
43-2011	Switchboard Operators, Including Answering Service	30	11.71	10.40	12.37	11.45
43-2021	Telephone Operators	10	12.42	10.58	13.34	12.52
43-3011	Bill and Account Collectors	50	17.58	13.03	19.85	16.92
43-3021	Billing and Posting Clerks	230	16.85	11.72	19.41	15.59
43-3031	Bookkeeping, Accounting, and Auditing Clerks	920	15.55	11.21	17.72	15.28
43-3051	Payroll and Timekeeping Clerks	50	16.18	11.47	18.54	15.28
43-3061	Procurement Clerks	50	15.79	11.14	18.12	15.25
43-3071	Tellers	300	12.18	10.14	13.20	11.58
43-4051	Customer Service Representatives	570	14.18	9.52	16.51	13.67
43-4071	File Clerks	50	12.58	9.65	14.04	11.57
43-4081	Hotel, Motel, and Resort Desk Clerks	320	10.92	8.20	12.27	10.28
43-4111	Interviewers, Except Eligibility and Loan	NA	14.79	11.22	16.58	14.41
43-4121	Library Assistants, Clerical	60	10.79	8.24	12.06	9.81
43-4131	Loan Interviewers and Clerks	60	15.79	11.80	17.79	16.04
43-4141	New Accounts Clerks	NA	17.59	14.76	19.00	17.64
43-4151	Order Clerks	60	14.78	9.38	17.48	15.20
43-4161	Human Resources Assistants, Except Payroll and Timekeeping	60	15.69	13.03	17.03	15.82
43-4171	Receptionists and Information Clerks	420	10.88	8.32	12.16	10.62
43-5021	Couriers and Messengers	20	11.86	10.75	12.41	11.77
43-5031	Police, Fire, and Ambulance Dispatchers	NA	15.18	12.20	16.66	15.54
43-5032	Dispatchers, Except Police, Fire, and Ambulance	70	18.60	13.10	21.35	18.19
43-5041	Meter Readers, Utilities	10	21.87	16.18	24.72	23.23
43-5051	Postal Service Clerks	60	25.18	23.43	26.05	25.53

CODE	OCCUPATIONAL TITLES	Empl	(\$) <u>Mean</u>	(\$) <u>Entry</u>	(\$) <u>Exp</u>	(\$) <u>Median</u>
43-5052	Postal Service Mail Carriers	250	22.21	17.27	24.68	23.10
43-5053	Postal Service Mail Sorters, Processors, and Processing Machine Operators	20	13.20	11.00	14.30	12.51
43-5061	Production, Planning, and Expediting Clerks	110	20.50	13.57	23.96	20.54
43-5071	Shipping, Receiving, and Traffic Clerks	210	16.16	11.17	18.66	15.38
43-5081	Stock Clerks and Order Fillers	960	11.05	8.38	12.39	10.34
43-5111	Weighers, Measurers, Checkers, and Samplers, Recordkeeping	50	13.58	10.66	15.04	12.30
43-6011	Executive Secretaries and Executive Administrative Assistants	150	21.57	14.14	25.28	22.29
43-6012	Legal Secretaries	80	16.90	12.37	19.17	15.17
43-6013	Medical Secretaries	670	13.74	10.32	15.45	13.23
43-6014	Secretaries and Admin. Assistants, Except Legal, Medical, and Executive	930	14.82	11.15	16.66	14.57
43-9021	Data Entry Keyers	70	12.50	9.96	13.77	12.47
43-9041	Insurance Claims and Policy Processing Clerks	60	16.71	12.01	19.06	16.17
43-9051	Mail Clerks and Mail Machine Operators, Except Postal Service	30	11.20	8.29	12.66	11.76
43-9061	Office Clerks, General	1,500	12.41	8.72	14.25	11.67
43-9799	Office and Administrative Support Workers, All Other*	50	14.81	12.48	15.98	14.05
<b>45-0000</b>	<b><u>Farming, Fishing, and Forestry Occupations</u></b>	430	14.38	9.03	17.05	12.23
45-1011	First-Line Supervisors of Farming, Fishing, and Forestry Workers	40	23.25	13.54	28.11	22.97
45-2093	Farmworkers, Farm, Ranch, and Aquacultural Animals	200	11.18	8.06	12.74	10.69
<b>47-0000</b>	<b><u>Construction and Extraction Occupations</u></b>	2,850	18.23	12.26	21.21	16.98
47-1011	First-Line Supervisors of Construction Trades and Extraction Workers	240	29.32	18.79	34.58	25.10
47-2021	Brickmasons and Blockmasons	90	18.63	14.22	20.84	19.65
47-2031	Carpenters	530	17.85	13.14	20.21	17.23
47-2051	Cement Masons and Concrete Finishers	50	17.33	12.32	19.83	16.39
47-2061	Construction Laborers	460	14.41	11.02	16.10	14.02
47-2071	Paving, Surfacing, and Tamping Equipment Operators	NA	13.98	11.15	15.40	13.56
47-2073	Operating Engineers and Other Construction Equipment Operators	280	16.55	13.42	18.11	16.47
47-2111	Electricians	180	16.86	11.31	19.63	16.00
47-2141	Painters, Construction and Maintenance	90	16.53	11.14	19.23	16.10
47-2152	Plumbers, Pipefitters, and Steamfitters	250	20.82	15.45	23.50	20.51

CODE	OCCUPATIONAL TITLES	Empl	(\$) <u>Mean</u>	(\$) <u>Entry</u>	(\$) <u>Exp</u>	(\$) <u>Median</u>
47-2181	Roofers	30	13.00	10.09	14.46	13.15
47-2211	Sheet Metal Workers	NA	23.16	16.28	26.60	23.65
47-2221	Structural Iron and Steel Workers	NA	18.74	17.69	19.27	18.55
47-3012	Helpers--Carpenters	NA	13.82	10.25	15.61	14.64
47-3013	Helpers--Electricians	20	13.25	12.16	13.79	13.42
47-3015	Helpers--Pipelayers, Plumbers, Pipefitters, and Steamfitters	40	11.80	10.30	12.56	11.37
47-4011	Construction and Building Inspectors	40	18.64	13.44	21.24	18.40
47-4051	Highway Maintenance Workers	10	14.14	12.21	15.10	13.63
47-4071	Septic Tank Servicers and Sewer Pipe Cleaners	NA	16.93	15.66	17.56	16.80
47-4799	Construction and Related Workers, All Other*	20	17.30	13.83	19.04	17.71
47-5021	Earth Drillers, Except Oil and Gas	30	18.62	14.49	20.68	18.32
<b>49-0000</b>	<b><u>Installation, Maintenance, and Repair Occupations</u></b>	3,060	18.48	11.81	21.82	16.94
49-1011	First-Line Supervisors of Mechanics, Installers, and Repairers	240	27.07	17.09	32.06	26.51
49-2094	Electrical and Electronics Repairers, Commercial and Industrial Equipment	20	24.79	18.76	27.80	24.86
49-2097	Electronic Home Entertainment Equipment Installers and Repairers	NA	14.70	13.28	15.41	14.13
49-3021	Automotive Body and Related Repairers	50	21.12	12.56	25.40	21.20
49-3023	Automotive Service Technicians and Mechanics	390	15.74	11.40	17.90	15.07
49-3031	Bus and Truck Mechanics and Diesel Engine Specialists	140	17.88	12.65	20.49	17.42
49-3041	Farm Equipment Mechanics and Service Technicians	30	14.29	12.66	15.11	14.02
49-3042	Mobile Heavy Equipment Mechanics, Except Engines	120	18.18	13.18	20.68	17.83
49-3051	Motorboat Mechanics and Service Technicians	NA	16.50	13.04	18.23	16.79
49-3053	Outdoor Power Equipment and Other Small Engine Mechanics	40	16.46	13.52	17.93	16.81
49-3093	Tire Repairers and Changers	NA	10.22	8.52	11.07	9.84
49-9021	Heating, Air Conditioning, and Refrigeration Mechanics and Installers	270	19.03	14.61	21.24	18.74
49-9041	Industrial Machinery Mechanics	30	26.50	14.40	32.56	31.15
49-9043	Maintenance Workers, Machinery	80	16.66	12.59	18.70	15.56
49-9044	Millwrights	30	15.89	13.63	17.02	15.88
49-9051	Electrical Power-Line Installers and Repairers	70	27.99	21.08	31.45	30.02
49-9052	Telecommunications Line Installers and Repairers	140	26.77	15.94	32.19	30.79
49-9071	Maintenance and Repair Workers, General	890	15.93	11.67	18.06	15.52
49-9098	Helpers--Installation, Maintenance, and Repair Workers	110	13.80	9.30	16.05	12.65
49-9799	Installation, Maintenance, and Repair Workers, All Other*	60	14.70	7.68	18.20	11.93

CODE	OCCUPATIONAL TITLES	Empl	(\$) Mean	(\$) Entry	(\$) Exp	(\$) Median
<b>51-0000</b>	<b>Production Occupations</b>	7,640	12.79	9.60	14.39	11.18
51-1011	First-Line Supervisors of Production and Operating Workers	440	23.66	16.56	27.21	21.38
51-2022	Electrical and Electronic Equipment Assemblers	20	16.13	11.81	18.30	14.51
51-2092	Team Assemblers	80	13.58	10.05	15.35	12.48
51-2099	Assemblers and Fabricators, All Other	90	15.00	10.76	17.12	16.36
51-3011	Bakers	90	10.04	8.12	11.01	9.68
51-3021	Butchers and Meat Cutters	30	17.38	14.15	19.00	17.09
51-3022	Meat, Poultry, and Fish Cutters and Trimmers	4,910	10.94	9.46	11.68	10.79
51-4011	Computer-Controlled Machine Tool Operators, Metal and Plastic	30	12.82	10.99	13.73	11.38
51-4031	Cutting, Punching, and Press Machine Operators, Metal and Plastic	NA	16.70	12.37	18.86	15.20
51-4041	Machinists	80	19.46	12.54	22.92	17.14
51-4072	Molding, Coremaking, and Casting Machine Operators, Metal and Plastic	30	11.88	9.32	13.16	10.54
51-4121	Welders, Cutters, Solderers, and Brazers	50	20.58	16.25	22.75	18.16
51-5111	Prepress Technicians and Workers	20	13.81	10.13	15.66	12.56
51-5112	Printing Press Operators	30	18.61	10.52	22.66	18.34
51-6011	Laundry and Dry-Cleaning Workers	80	11.60	8.27	13.26	9.38
51-6093	Upholsterers	40	17.19	10.83	20.37	16.26
51-7011	Cabinetmakers and Bench Carpenters	40	18.84	14.73	20.89	17.41
51-7021	Furniture Finishers	20	15.47	11.86	17.27	13.95
51-7042	Woodworking Machine Setters, Operators, and Tenders, Except Sawing	NA	13.98	9.76	16.09	15.28
51-8031	Water and Wastewater Treatment Plant and System Operators	NA	17.16	12.71	19.38	16.92
51-9012	Separating, Filtering, Clarifying, Precipitating, and Still Machine Operators	20	16.73	12.56	18.82	16.56
51-9023	Mixing and Blending Machine Setters, Operators, and Tenders	50	16.39	13.71	17.72	16.13
51-9032	Cutting and Slicing Machine Setters, Operators, and Tenders	20	15.63	11.40	17.74	14.46
51-9061	Inspectors, Testers, Sorters, Samplers, and Weighers	280	13.02	10.24	14.41	12.34
51-9111	Packaging and Filling Machine Operators and Tenders	NA	10.72	8.48	11.84	10.16
51-9122	Painters, Transportation Equipment	20	19.78	11.50	23.92	18.75
51-9151	Photographic Process Workers and Priocessing Machine Operators	20	12.80	9.34	14.53	12.94
51-9195	Molders, Shapers, and Casters, Except Metal and Plastic	50	15.46	11.85	17.27	14.45
51-9198	Helpers--Production Workers	60	9.66	8.26	10.37	9.04

CODE	OCCUPATIONAL TITLES	Empl	(\$) Mean	(\$) Entry	(\$) Exp	(\$) Median
<b>53-0000</b>	<b>Transportation and Material Moving Occupations</b>	4,960	13.52	8.87	15.84	12.34
53-1021	First-Line Supervisors of Helpers, Laborers, and Material Movers, Hand	90	18.92	11.95	22.40	17.84
53-1031	First-Line Supervisors of Transportation Vehicle Operators	90	27.76	20.00	31.64	26.87
53-3031	Driver/Sales Workers	270	10.50	7.65	11.93	8.43
53-3032	Heavy and Tractor-Trailer Truck Drivers	950	17.20	13.07	19.26	16.01
53-3033	Light Truck or Delivery Services Drivers	370	13.20	10.66	14.47	12.76
53-3041	Taxi Drivers and Chauffeurs	80	10.92	8.68	12.04	10.65
53-3099	Motor Vehicle Operators, All Other	40	13.48	8.12	16.17	10.10
53-5021	Captains, Mates, and Pilots of Water Vessels	30	37.41	22.69	44.77	33.65
53-7032	Excavating and Loading Machine and Dragline Operators	100	16.44	11.82	18.76	15.59
53-7051	Industrial Truck and Tractor Operators	210	13.54	10.36	15.12	12.97
53-7061	Cleaners of Vehicles and Equipment	250	11.50	10.12	12.20	11.40
53-7062	Laborers and Freight, Stock, and Material Movers, Hand	1,200	10.05	8.32	10.92	9.34
53-7064	Packers and Packagers, Hand	380	10.12	8.34	11.01	10.23
53-7081	Refuse and Recyclable Material Collectors	170	15.69	11.63	17.73	16.15

\* The May 2010 OES estimates mark the first set of estimates based in part on data collected using the 2010 Standard Occupational Classification (SOC) system. Nearly all the occupations in this release are 2010 SOC occupations, however, some are not. In these cases, an estimate for a temporary occupation was created from data reported for one or more occupations in the 2000 SOC combined with data reported for one or more 2010 SOC occupations. Some occupations have the same title as a 2010 SOC occupation, but not the same content. For a list of all occupations, including 2010 SOC occupations, and how data collected on two structures were combined, see the OES Frequently Asked Questions online at [www.bls.gov/oes/oes\\_ques.htm#Ques41](http://www.bls.gov/oes/oes_ques.htm#Ques41).



## ACKNOWLEDGEMENTS

---

This report uses the data derived from the Occupational Employment Statistics program. The data were gathered and analyzed by Ellen Yates and Joylynn Upshaw. Kim Johnstone, Ellen Yates, and Joylynn Upshaw created the layout of the publication.

We would like to express our appreciation to all of the employers who participated in the survey; without their support, this publication would not be possible.

If you need additional information about this or other publications, contact our office at:

Delaware Department of Labor  
Office of Occupational & Labor Market Information  
19 West Lea Blvd.  
Wilmington, DE 19802  
(302) 761-8069  
(800) 452-1589

All publications are available online at [www.oolmi.net](http://www.oolmi.net).



Delaware Department of Labor  
Office of Occupational & Labor Market Information  
19 West Lea Boulevard  
Wilmington, Delaware 19802  
[www.oolmi.net](http://www.oolmi.net)  
[www.delawareworks.com](http://www.delawareworks.com)

